



TECHNICAL DATA

MICROMATIC® STANDARD RESPONSE UPRIGHT SPRINKLER VK001 (K2.8)

The Viking Corporation, 210 N Industrial Park Drive, Hastings MI 49058

Telephone: 269-945-9501 Technical Services: 877-384-5464 Fax: 269-818-1680 Email: techsvcs@vikingcorp.com

1. DESCRIPTION

The Viking Micromatic® Standard Response Upright VK001 Sprinkler is a small, thermosensitive, glass-bulb spray sprinkler available in several different finishes and temperature ratings to meet design requirements. The special Polyester coatings can be used in decorative applications where colors are desired. In addition, these coatings have been investigated for installation in corrosive atmospheres and are listed/approved as corrosion resistant as indicated in the Approval Charts. (Note: FM Global has no approval classification for Polyester coatings as corrosion resistant.)

Viking standard response sprinklers may be ordered and/or used as open sprinklers (glass bulb and pip cap assembly removed) on deluge systems. Refer to Ordering Instructions.



2. LISTINGS AND APPROVALS



cULus Listed: Category VNIV

FM Approved: Classes 2001, 2002, 2015, 2017, 2043

NOTE: Other International approval certificates are available upon request.

Refer to Approval Chart 1 and UL Design Criteria on pages cULus Listing requirements, and refer to Approval Chart 2 and FM Design Criteria for FM Approval requirements that must be followed.

3. TECHNICAL DATA

Specifications:

Minimum Operating Pressure: 7 psi (0.5 bar)†
 Maximum Working Pressure: 175 psi (12 bar) wwp
 Factory tested hydrostatically to 500 psi (34.5 bar)
 Thread size: 1/2" NPT, 15 mm BSP
 Nominal K-Factor: 2.8 U.S. (40.3 metric**)
 Glass-bulb fluid temperature rated to -65 °F (-55 °C)
 Overall Length: 2-3/16" (56 mm)

† cULus Listing, FM Approval, and NFPA 13 installs require a minimum of 7 psi (0.5 bar).

** Metric K-factor measurement shown is in Bar. When pressure is measured in kPa, divide the metric K-factor shown by 10.0.

Material Standards:

Frame Casting: Brass UNS-C84400 or QM Brass
 Deflector: Brass UNS-C23000
 Bulb: Glass, nominal 5 mm diameter
 Belleville Spring Sealing Assembly: Nickel Alloy, coated on both sides with PTFE Tape
 Screw: Brass UNS-C36000
 Pip Cap and Insert Assembly: Copper UNS-C11000 and Stainless Steel UNS-S30400
 Pip Cap Attachment: Brass UNS-C36000
 For Polyester Coated Sprinklers: Belleville Spring-Exposed

††Not for FM Approval.

Ordering Information: (Also refer to the current Viking price list.)

Order Micromatic® Standard Response Upright VK001 by first adding the appropriate suffix for the sprinkler finish and then the appropriate suffix for the temperature rating to the sprinkler base part number.

Finish Suffix: Brass = A, Chrome = F, White Polyester = M-/W, Black Polyester = M-/B, Wax Coated = C, Wax Over Polyester = V-/W
 Temperature Suffix: 135 °F (57 °C) = A, 155 °F (68 °C) = B, 175 °F (79 °C) = D, 200 °F (93 °C) = E, 286 °F (141 °C) = G, 360 °F (182 °C) = H, OPEN = Z (PTFE only).

For example, sprinkler VK001 with a 1/2" thread, Brass finish and a 155 °F (68 °C) temperature rating = Part No. 13006AB

Available Finishes And Temperature Ratings: Refer to Table 1.

Viking Technical Data may be found on
 The Viking Corporation's Web site at
<http://www.vikinggroupinc.com>.
 The Web site may include a more recent
 edition of this Technical Data Page.



TECHNICAL DATA

MICROMATIC® STANDARD RESPONSE UPRIGHT SPRINKLER VK001 (K2.8)

The Viking Corporation, 210 N Industrial Park Drive, Hastings MI 49058

Telephone: 269-945-9501 Technical Services: 877-384-5464 Fax: 269-818-1680 Email: techsvcs@vikingcorp.com

Accessories: (Also refer to the “Sprinkler Accessories” section of the Viking data book.)

Sprinkler Wrenches:

A. Standard Wrench: Part No. 10896W/B (available since 2000).

D. Wrench for Wax Coated Sprinklers: Part No. 13577W/B* (available since 2006)

*A ½” ratchet is required (not available from Viking).

Sprinkler Cabinets:

A. Six-head capacity: Part No. 01724A (available since 1971)

B. Twelve-head capacity: Part No. 01725A (available since 1971)

4. INSTALLATION

Refer to appropriate NFPA Installation Standards.

5. OPERATION

During fire conditions, the heat-sensitive liquid in the glass bulb expands, causing the glass to shatter, releasing the pip cap and sealing spring assembly. Water flowing through the sprinkler orifice strikes the sprinkler deflector, forming a uniform spray pattern to extinguish or control the fire.

6. INSPECTIONS, TESTS AND MAINTENANCE

Refer to NFPA 25 for Inspection, Testing and Maintenance requirements.

7. AVAILABILITY

The Viking Micromatic® Standard Response Upright Sprinkler VK001 is available through a network of domestic and international distributors. See The Viking Corporation web site for the closest distributor or contact The Viking Corporation.

8. GUARANTEE

For details of warranty, refer to Viking’s current list price schedule or contact Viking directly.



TECHNICAL DATA

MICROMATIC® STANDARD RESPONSE UPRIGHT SPRINKLER VK001 (K2.8)

The Viking Corporation, 210 N Industrial Park Drive, Hastings MI 49058

Telephone: 269-945-9501 Technical Services: 877-384-5464 Fax: 269-818-1680 Email: techsvcs@vikingcorp.com

TABLE 1: AVAILABLE SPRINKLER TEMPERATURE RATINGS AND FINISHES

Sprinkler Temperature Classification	Sprinkler Nominal Temperature Rating ¹	Maximum Ambient Ceiling Temperature ²	Bulb Color
Ordinary	135 °F (57 °C)	100 °F (38 °C)	Orange
Ordinary	155 °F (68 °C)	100 °F (38 °C)	Red
Intermediate	175 °F (79 °C)	150 °F (65 °C)	Yellow
Intermediate	200 °F (93 °C)	150 °F (65 °C)	Green
High	286 °F (141 °C)	225 °F (107 °C)	Blue
Extra High	360 °F (182 °C)	300 °F (149 °C)	Mauve

Sprinkler Finishes: Brass, Chrome, White Polyester, and Black Polyester

Corrosion-Resistant Coatings³: White Polyester and Black Polyester in all temperature ratings. Wax-Coated Brass and Wax over Polyester⁵ for sprinklers with the following temperature ratings:

135 °F (57 °C) Off-White Wax 155 °F (68 °C) Lt. Brown Wax 175 °F (79 °C) Brown Wax 200 °F (93 °C) Brown Wax
 286 °F (141 °C) Dk. Brown Wax⁴

Footnotes

¹ The sprinkler temperature rating is stamped on the deflector.

² Based on NFPA-13. Other limits may apply, depending on fire loading, sprinkler location, and other requirements of the Authority Having Jurisdiction. Refer to specific installation standards.

³ The corrosion-resistant coatings have passed the standard corrosion test required by the approving agencies indicated in the Approval Charts. These tests cannot and do not represent all possible corrosive environments. Prior to installation, verify through the end-user that the coatings are compatible with or suitable for the proposed environment. For automatic sprinklers, the coatings indicated are applied to the exposed exterior surfaces only. Note that the spring is exposed on sprinklers with Polyester and ENT coatings. For ENT coated automatic sprinklers, the waterway is coated.

⁴ Wax melting point is 170 °F (76 °C) for 286 °F (141 °C) temperature rated sprinklers.




Figure 1:
Standard Sprinkler Wrench 10896W/B



TECHNICAL DATA

MICROMATIC® STANDARD RESPONSE UPRIGHT SPRINKLER VK001 (K2.8)

The Viking Corporation, 210 N Industrial Park Drive, Hastings MI 49058

Telephone: 269-945-9501 Technical Services: 877-384-5464 Fax: 269-818-1680 Email: techsvcs@vikingcorp.com

Approval Chart 1 (UL)

Micromatic® Standard Response Upright Sprinkler VK001
Maximum 175 PSI (12 bar) WWP

KEY	
Temperature	→
Finish	←
A1X	← Escutcheon (if applicable)

Sprinkler Base Part Number ¹	SIN	Thread Size		Nominal K-Factor		Overall Length		Listings and Approvals ³ (Refer also to UL Design Criteria.)			
		NPT	BSP	U.S.	metric ²	Inches	mm	cULus ⁴	VdS	LPCB	CE
Standard Orifice											
13006	VK001	1/2"	15 mm	2.8	40.3	2-3/16"	56	A1, B3, C4	--	--	--
13007	VK001	--	20 mm	2.8	40.3	2-3/16"	56	A1, B3, C4	--	--	--
Approved Temperature Ratings A - 135 °F (57 °C), 155 °F (68 °C), 175 °F (79 °C), 200 °F (93 °C), 286 °F (141 °C), and 360 °F (182 °C) B - 135 °F (57 °C), 155 °F (68 °C), 175 °F (79 °C), and 200 °F (93 °C) C - 286 °F (141 °C)						Approved Finishes 1 - Brass, Chrome, White Polyester ^{5,6} , and Black Polyester ^{5,6} 2 - Wax-Coated Brass and Wax Over Polyester ⁵ 3 - High Temperature 200 °F (93 °C) Wax Coating (corrosion resistant); maximum ambient temperature allowed at ceiling = 150 °F (65 °C)					
Footnotes											
¹ Base part number is shown. For complete part number, refer to Viking's current price schedule. ² Metric K-factor shown is for use when pressure is measured in bar. When pressure is measured in kPa, divide the metric K-factor shown by 10.0. ³ This table shows the listings and approvals available at the time of printing. Check with the manufacturer for any additional approvals. ⁴ Listed by Underwriters Laboratories Inc. for use in the U.S. and Canada. ⁵ cULus Listed as corrosion resistant. ⁶ Other colors are available on request with the same Listings and Approvals as the standard colors.											

DESIGN CRITERIA - UL


(Also refer to Approval Chart 1.)

cULus Listing Requirements:

The Viking Micromatic® Standard Response Upright Sprinkler VK001 is cULus Listed as indicated in Approval Chart 1 for installation in accordance with the latest edition of NFPA 13 for standard spray sprinklers.

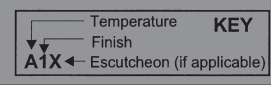
- Small orifice sprinklers are limited to Light Hazard where allowed by the installation standards being applied, with hydraulically calculated wet systems only
- The sprinkler installation rules contained in NFPA 13 for standard spray upright sprinklers must be followed.

IMPORTANT: Always refer to Bulletin Form No. F_091699 - Care and Handling of Sprinklers. Also refer to page SR1-3 for general care, installation, and maintenance information. Viking sprinklers are to be installed in accordance with the latest edition of Viking technical data, the appropriate standards of NFPA, LPCB, APSAD, VdS or other similar organizations, and also with the provisions of governmental codes, ordinances, and standards, whenever applicable.

	TECHNICAL DATA	MICROMATIC® STANDARD RESPONSE UPRIGHT SPRINKLER VK001 (K2.8)
---	-----------------------	---

The Viking Corporation, 210 N Industrial Park Drive, Hastings MI 49058
 Telephone: 269-945-9501 Technical Services: 877-384-5464 Fax: 269-818-1680 Email: techsvcs@vikingcorp.com

Approval Chart 2 (FM) Micromatic® Standard Response Upright Sprinkler VK001 Maximum 175 PSI (12 bar) WWP								
Sprinkler Base Part Number ¹	SIN	Thread Size		Nominal K-Factor		Overall Length		FM Approvals ³ (Refer also to Design Criteria below.)
		NPT	BSP	U.S.	metric ²	Inches	mm	
Standard Orifice								
13006	VK001	1/2"	15 mm	2.8	40.3	2-3/16"	56	A1, A2
13007	VK001	--	20 mm	2.8	40.3	2-3/16"	56	A1, A2
Approved Temperature Ratings A - 135 °F (57 °C), 155 °F (68 °C), 175 °F (79 °C), 200 °F (93 °C)				Approved Finishes 1 - Brass and Chrome 2 - Wax-Coated Brass (corrosion resistant)				
Footnotes ¹ Base part number is shown. For complete part number, refer to Viking's current price schedule. ² Metric K-factor shown is for use when pressure is measured in bar. When pressure is measured in kPa, divide the metric K-factor shown by 10.0. ³ This table shows the listings and approvals available at the time of printing. Check with the manufacturer for any additional approvals.								



DESIGN CRITERIA - FM (Also refer to Approval Chart 2.)
<p>FM Approval Requirements:</p> <p>The Viking Micromatic® Standard Response Upright Sprinkler VK001 is is FM Approved as standard response Non-Storage upright sprinkler as indicated in the FM Approval Guide. For specific application and installation requirements, reference the latest applicable FM Loss Prevention Data Sheets (including Data Sheet 2-0). FM Global Loss Prevention Data Sheets contain guidelines relating to, but not limited to: minimum water supply requirements, hydraulic design, ceiling slope and obstructions, minimum and maximum allowable spacing, and deflector distance below the ceiling.</p> <p>NOTE: The FM installation guidelines may differ from cULus and/or NFPA criteria.</p>
<p>IMPORTANT: Always refer to Bulletin Form No. F_091699 - Care and Handling of Sprinklers. Also refer to page SR1-3 for general care, installation, and maintenance information. Viking sprinklers are to be installed in accordance with the latest edition of Viking technical data, the appropriate standards of NFPA, FM Global, LPCB, APSAD, VdS or other similar organizations, and also with the provisions of governmental codes, ordinances, and standards, whenever applicable.</p>



TECHNICAL DATA

MICROMATIC® STANDARD
RESPONSE UPRIGHT
SPRINKLER VK001 (K2.8)

The Viking Corporation, 210 N Industrial Park Drive, Hastings MI 49058
Telephone: 269-945-9501 Technical Services: 877-384-5464 Fax: 269-818-1680 Email: techsvcs@vikingcorp.com

