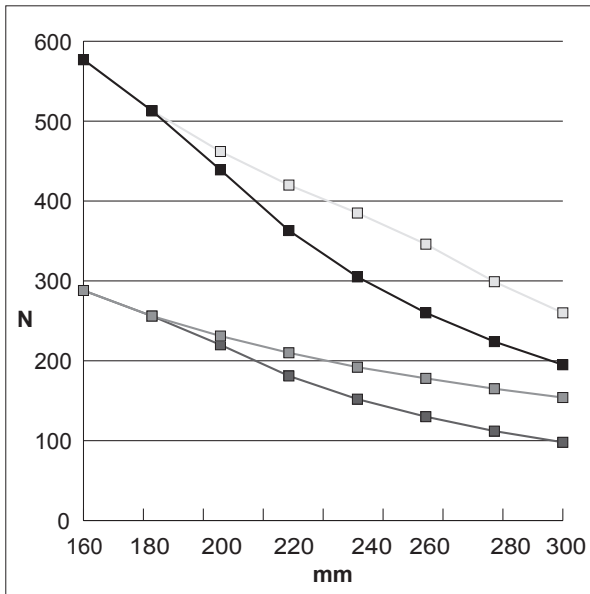


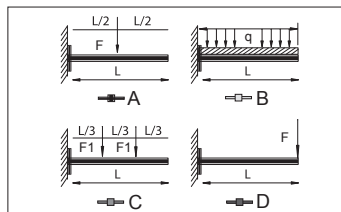
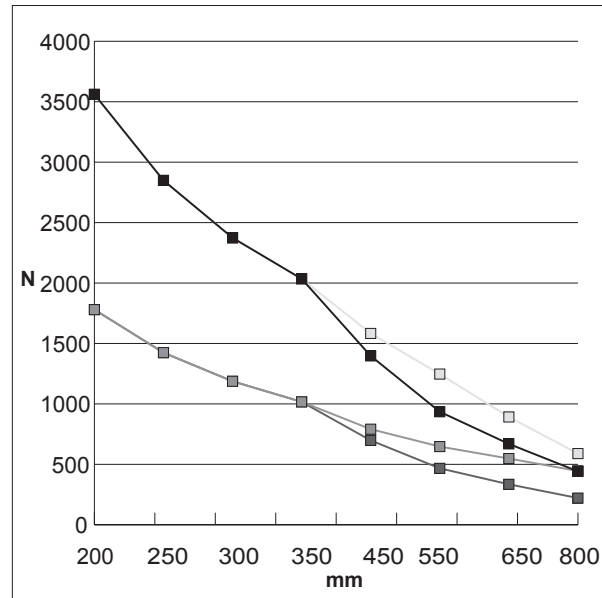


**Load Bearing Data for Cantilever C-E0**

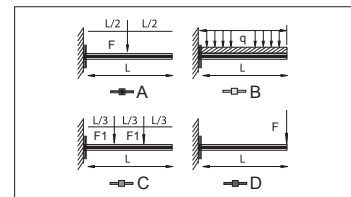
27 x 18



38 x 40



	ly mm <sup>4</sup>	8791
	lz mm <sup>4</sup>	2788
	Sc mm	8.336
	St mm	9.665
	A mm <sup>2</sup>	65.57



	ly mm <sup>4</sup>	58960
	lz mm <sup>4</sup>	44890
	Sc mm	19.836
	St mm	20.17
	A mm <sup>2</sup>	220.1

$\sigma_{zul} = 160 \text{ N/mm}^2$   
 $f_{zul} = l/200$