



REPLACEMENT PARTS BOOK

April 2012



Trusted above all.™

www.vikinggroupinc.com

VIKING REPLACEMENT PARTS BOOK

The replacement parts book, offered by Viking as a convenience to its customers, provides positive identification for replacement parts and sub-assemblies of Viking devices. Please note that some individual parts may not be available because they are not field replaceable. If this is the case, a sub-assembly, listed at the bottom of its page, must be used. Unauthorized field repair or use of parts other than those supplied by Viking Corp. may result in system malfunction and must not be used.

HOW TO ORDER

Locate the device for which you require replacement parts by using the index on the following pages. Note the description, quantity required, and part number of the part required. Refer to the "Replacement Parts Price List", which is arranged in numerical order, at the end of the List Price book, for the list price of the part. Contact your local Viking SupplyNet Distributor to place an order. Replacement rubbers are available for many obsolete valves. See the Viking Equipment Price List for a list of available replacement rubbers. The "Year of Manufacture Reference" at the back of the Viking Parts Book provides a quick reference for the model, years of manufacture and available parts.

Notice - The most recent version of the replacement parts book may be found at www.vikinggroupinc.com.



DESCRIPTION	MODEL	REVISION	PAGE
Accelerator, Dry Valve.....	Model B-1	April '12	1
	Model D-1	April '12	2
	Model D-2	April '12	3
	Model E-1	April '12	4
Air Compressor, Maintenance.....	Model E-1, F-1	April '12	5
Air Pressure Maintenance Device.....	Model D-2	April '12	6
Alarm Valve (Wet Valve).....	Model E	April '12	7
	Models F-1, G-1	April '12	8
	Models H-1, H-2	April '12	9
	Model H-3	April '12	10
	Model J-1	April '12	11
	Model J-2	April '12	12
Anti-Flood Device.....	Model A-1	April '12	13
	Model B-1	April '12	14
Backflow Preventer, Double Check.....	Model A-1	April '12	15
Bypass, (Diaphragm).....	Model E-1	April '12	13
Check Valve.....	Models D-1, D-2, E-2 (Obs. Models)	April '12	16
	Models D-1, G-1	April '12	17
	Model E-3 (VdS)	April '12	18
	Model F-2 (VdS)	April '12	19
	Model M-2	April '12	20
Check Valve, Easy Riser®.....	Models E-1, F-1	April '12	21
	Model E-1 (Obs. Models)	April '12	22
Dehydrator.....	Part No. 01285A (Obs. Model)	April '12	23
	Part No. 16854	April '12	24



REPLACEMENT PARTS

INDEX

DESCRIPTION	MODEL	REVISION	PAGE
Deluge Valve.....	Model D-5 2"	April '12	25
	Model D-5 3", 4" & 6"	April '12	26
	Model E-1 1-1/2"	April '12	27
	Model E-1 2"	April '12	28
	Model E-1 3", 4" & 6"	April '12	29
	Model E-2 2"-6" (2" Obs. Model)	April '12	30
	Model E-3 1-1/2"	April '12	31
	Model E-4 1-1/2" (Obs. Model)	April '12	32
	Model F-1 1-1/2" & 2"	April '12	33
	Model F-1 2-1/2"-8"	April '12	34
	Model F-2 1-1/2" & 2"	April '12	35
	Model F-2 2-1/2"-8"	April '12	36
	G-2000 (Preaction)	April '12	44
	G-3000 (Preaction)	April '12	45
	G-4000 (Preaction)	April '12	46
G-6000 (Preaction)	April '12	47	
Detector Check Valve.....	Models E-1, E-2	April '12	37
	Model F	April '12	38
Differential Valve.....	Model A-1	April '12	39
Dry Pipe Valve.....	Model C-2	April '12	40
	Model D-1	April '12	41
	Model E-1, E-2	April '12	42
	Model F-1, F-2	April '12	43
	G-2000	April '12	44
	G-3000	April '12	45
	G-4000	April '12	46
	G-6000	April '12	47
Firecycle® Detector.....	Model B	April '12	48
Firecycle® Control Panel.....	Model E-1	April '12	49
	Model VFR-400	April '12	74

	REPLACEMENT PARTS	INDEX
---	--------------------------	--------------

DESCRIPTION	MODEL	REVISION	PAGE
Firecycle® Valve Trim Box.....	Model C-1	April '12	50
Flow Control Valve.....	Model G-2 2", 3", 4", 6"	April '12	51
	Model H-1 1-1/2"	April '12	52
	Model H-1 2"	April '12	53
	Model H-1 3", 4", & 6"	April '12	54
	Model H-2 2", 3", 4", 6" (2" Obs.)	April '12	55
	Model H-3 1-1/2"	April '12	56
	Model H-4 1-1/2" (Obs. Model)	April '12	57
	Model J-1 1-1/2" & 2"	April '12	58
	Model J-1 2-1/2"-8"	April '12	59
	Model J-2 1-1/2" & 2"	April '12	60
	Model J-2 2-1/2"-8"	April '12	61
Grate Nozzle®.....	90° & 180°	April '12	62
	360°	April '12	63
Par-3 Release Control Panel.....	Model B-1	April '12	64
Pilot Pressure Regulating Valve.....	Model C-1, C-2	April '12	65
Pneumatic Actuator.....	Models H-1, R-1	April '12	66
Pressure Operated Relief Valve.....	Model C-1	April '12	67
	Model D-1, D-2	April '12	68
	Model D-3, D-4	April '12	69
Prime Shut-Off Valve.....	Models A-1, A-2	April '12	70
Release Control Panel.....	PAR-3 Model B-1	April '12	64
	Firecycle III Model E-1	April '12	49
	VFR-400	April '12	74
Release Line Air Supply Assembly.....	Model A-1	April '12	71
	Explosion Proof	April '12	71



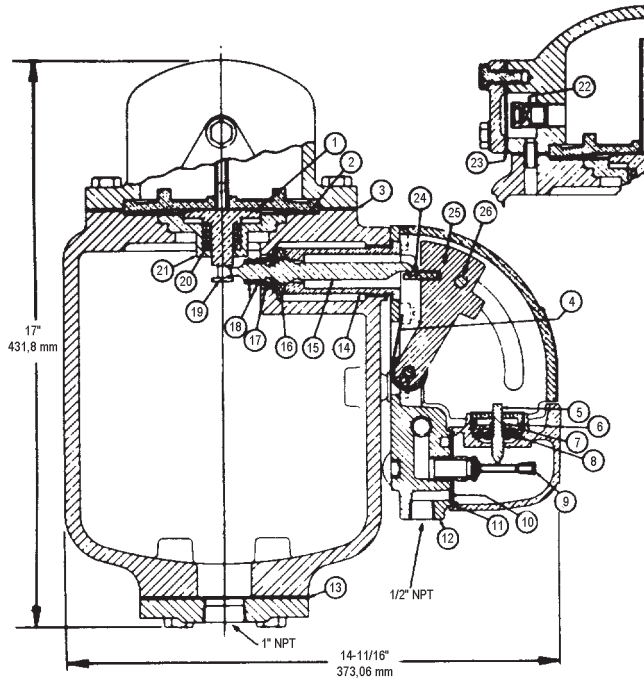
DESCRIPTION	MODEL	REVISION	PAGE
Speed Control Assembly.....	Model A-1	April '12	72
Thermostatic Release.....	Model C-1 & C-2	April '12	73
VFR400 Release Control Panel.....	VFR400	April '12	74
Water Motor Alarm.....	Model E-1	April '12	75
	Models F-1, G-1	April '12	76
	Models F-2, G-2	April '12	77
Year of Manufacture Reference		April '12	78

VIKING®

REPLACEMENT PARTS

ACCELERATOR MODEL B-1

Manufactured 1932 - 1983



ITEM NO.	PART NUMBER	DESCRIPTION	MATERIAL	NO. REQ'D
1	*	Diaphragm	Phosphrous Bronze	1
2	*	Diaphragm Gasket	Garlock	1
3	*	Cover Gasket	Garlock	1
4	--	Weight Spring	Stainless Steel	1
5	--	Striker	Brass	1
6	--	5/16-24 Nut	Brass	1
7	--	Striker Washer	Brass	1
8	--	Striker Diaphragm	Neoprene	1
9	03226C	Glass Strut Head	Brass/Copper/Glass	1
10	--	Valve Hood Screen	Brass	1
11	--	Valve Head Gasket	Asbestos Filled Copper	1
12	--	Bracket	Cast Iron	1
13	*	Pipe Flange Gasket	Garlock	1
14	--	Ball Cap	Brass	1
15	--	Trip Lever	Brass	1
16	--	Ball Socket	Brass	1
17	*	Gland Rubber	Neoprene	1
18	--	Gland Wire Kit	Monel Wire	2
19	--	Plunger	Bronze	1
20	--	Plunger Spring	Phosphrous Bronze	1
21	--	Plunger Guide	Bronze	1
22	--	Pin Hole Plug Assembly		1
23	*	Pin Hole Gasket Cap	Garlock	1
24	--	Catch	Brass	1
25	--	Weight	Cast Iron	1
26	--	Weight Handle	Brass	1

--Indicates replacement part not available
 * Indicates replacement part only available in a Sub-Assembly, as indicated below.

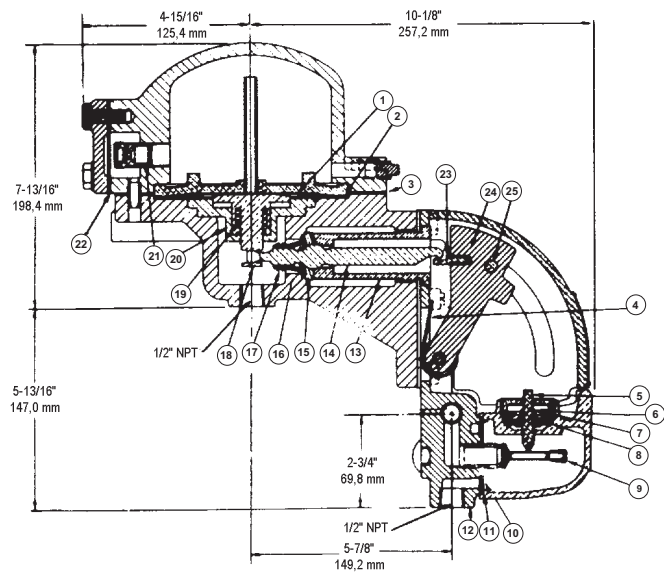
SUB-ASSEMBLY				
1-3, 9, 13, 17, 23	12499	Gasket/Diaphragm Repair Kit		

VIKING®

REPLACEMENT PARTS

RELEASE LINE ACCELERATOR MODEL B-1

Manufactured 1935 - 1981



ITEM NO.	PART NUMBER	DESCRIPTION	MATERIAL	NO. REQ'D
1	*	Diaphragm	Phosphrous Bronze	1
2	*	Diaphragm Gasket	Garlock	1
3	*	Cover Gasket	Garlock	1
4	--	Weight Spring	Stainless Steel	1
5	--	Striker	Brass	1
6	--	5/16-24 Nut	Brass	1
7	--	Striker Washer	Brass	1
8	--	Striker Diaphragm	Neoprene	1
9	03226C	Glass Strut Head	Brass/Copper/Glass	1
10	--	Valve Hood Screen	Brass	1
11	--	Valve Head Gasket	Asbestos Filled Copper	1
12	--	Bracket	Cast Iron	1
13	--	Ball Cap	Brass	1
14	--	Trip Lever	Brass	1
15	--	Ball Socket	Brass	1
16	*	Gland Rubber	Neoprene	1
17	--	Gland Wire Kit	Monel Wire	2
18	--	Plunger	Bronze	1
19	--	Plunger Spring	Phosphrous Bronze	1
20	--	Plunger Guide	Bronze	1
21	--	Pin Hole Plug Assembly		1
22	*	Pin Hole Gasket Cap	Garlock	1
23	--	Catch	Brass	1
24	--	Weight	Cast Iron	1
25	--	Weight Handle	Brass	1

-- Indicates replacement part not available
 * Indicates replacement part only available in a Sub-Assembly, as indicated below.

SUB-ASSEMBLY				
1-3, 9, 16, 22	12500	Gasket/Diaphragm Repair Kit		

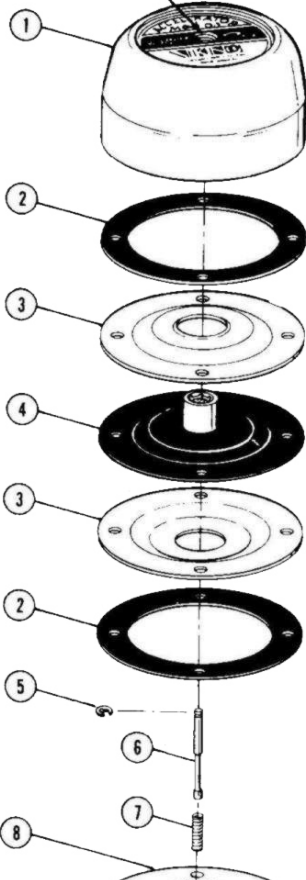


REPLACEMENT PARTS

ACCELERATOR
MODEL D-1

Manufactured 1984 - 1998

GAUGE CONNECTION
1/4" NPT



ITEM NO.	PART NUMBER	DESCRIPTION	MATERIAL	NO. REQ'D
1	--	Cover	Brass Casting	1
2	*	Cover Gasket	Buna-N	2
3	--	Diaphragm Support	Stainless Steel	2
4	05480B	Cover Diaphragm Assembly	Various, Nitril	1
5	*	Retaining Ring	Stainless Steel	1
6	*	Actuator Rod	Brass Rod UNS-C36000	1
7	*	Actuator Rod Spring	Stainless Steel	1
8	--	Housing	Brass Casting	1
9	05105S	1/8" Pipe Plug	Steel	1
10	*	Screen Filter	Stainless Steel	1
11	*	U-Cup	Buna-N	2
12	*	U-Cup Retainer	Stainless Steel	2
13	*	Housing Spring	Stainless Steel	1
14	*	Clapper Diaphragm	Dacron Fabric/EPDM	1
15	*	Seat	Brass Rod	1
16	--	Base	Brass Casting	1
17	05478A	Screw, H.H.C. 1/4-20 UNC x 2-1/4	Steel	4
18	05472A	Locating Pin	Stainless Steel	1
19 Not Shown	*	Lithium Grease	Lithium Grease	3/8 oz.

-- Indicates replacement part not available

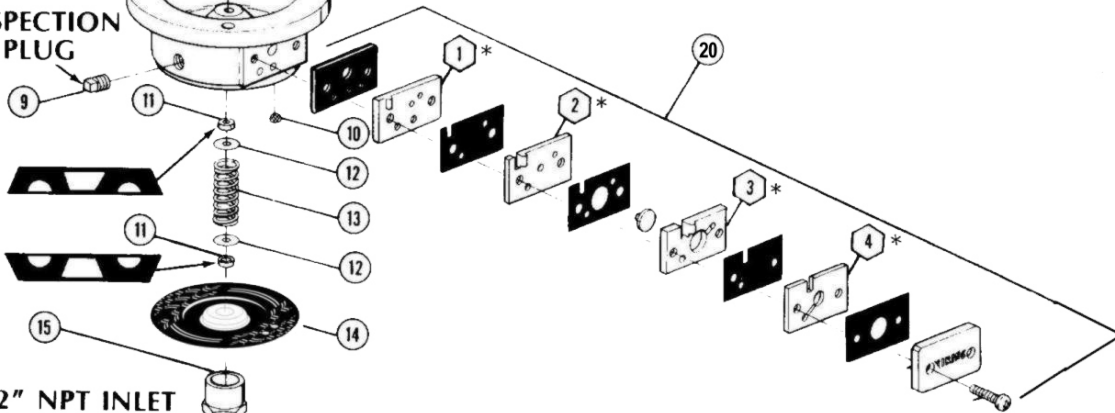
* Indicates replacement part only available in a Sub-Assembly, as indicated below.

SUB-ASSEMBLY

2, 5-7, 10-15, 19, 20	14834	Repair Kit - Includes Air Gauge
20	06057A	Anti-Flood Kit

Note: 14834 Repair Kit includes a Housing Insert that is not used on the D-1 accelerator.

INSPECTION
PLUG



1/2" NPT INLET

16

17

1/2" NPT OUTLET

⬡* Denotes assembly sequence numbers imprinted on part. Note that the plastic parts and rubber diaphragm are notched for proper assembly.

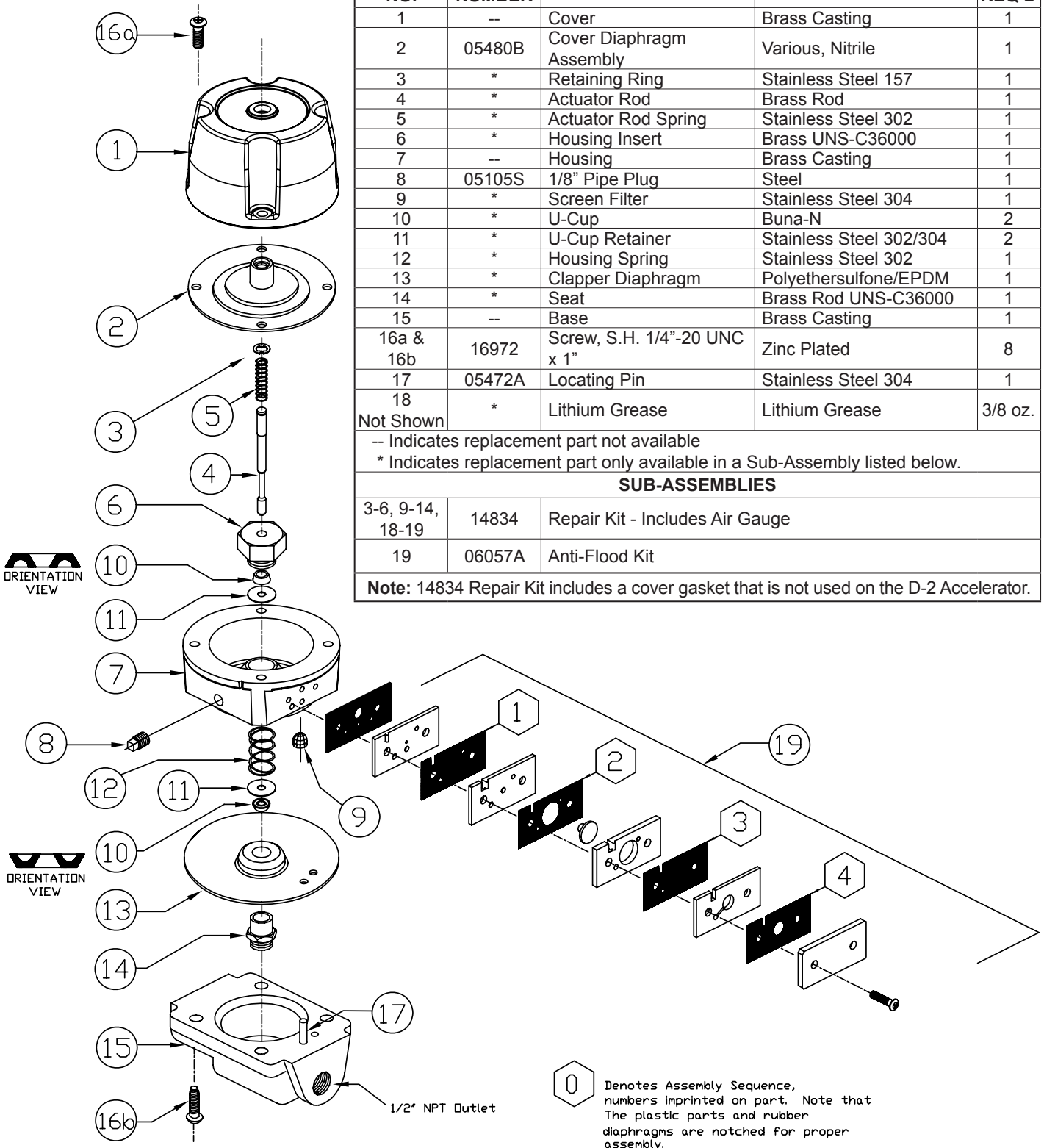


REPLACEMENT PARTS

ACCELERATOR
MODEL D-2

Manufactured 1998 -

ITEM NO.	PART NUMBER	DESCRIPTION	MATERIAL	NO. REQ'D
1	--	Cover	Brass Casting	1
2	05480B	Cover Diaphragm Assembly	Various, Nitrile	1
3	*	Retaining Ring	Stainless Steel 157	1
4	*	Actuator Rod	Brass Rod	1
5	*	Actuator Rod Spring	Stainless Steel 302	1
6	*	Housing Insert	Brass UNS-C36000	1
7	--	Housing	Brass Casting	1
8	05105S	1/8" Pipe Plug	Steel	1
9	*	Screen Filter	Stainless Steel 304	1
10	*	U-Cup	Buna-N	2
11	*	U-Cup Retainer	Stainless Steel 302/304	2
12	*	Housing Spring	Stainless Steel 302	1
13	*	Clapper Diaphragm	Polyethersulfone/EPDM	1
14	*	Seat	Brass Rod UNS-C36000	1
15	--	Base	Brass Casting	1
16a & 16b	16972	Screw, S.H. 1/4"-20 UNC x 1"	Zinc Plated	8
17	05472A	Locating Pin	Stainless Steel 304	1
18	*	Lithium Grease	Lithium Grease	3/8 oz.
Not Shown				
-- Indicates replacement part not available				
* Indicates replacement part only available in a Sub-Assembly listed below.				
SUB-ASSEMBLIES				
3-6, 9-14, 18-19	14834	Repair Kit - Includes Air Gauge		
19	06057A	Anti-Flood Kit		
Note: 14834 Repair Kit includes a cover gasket that is not used on the D-2 Accelerator.				

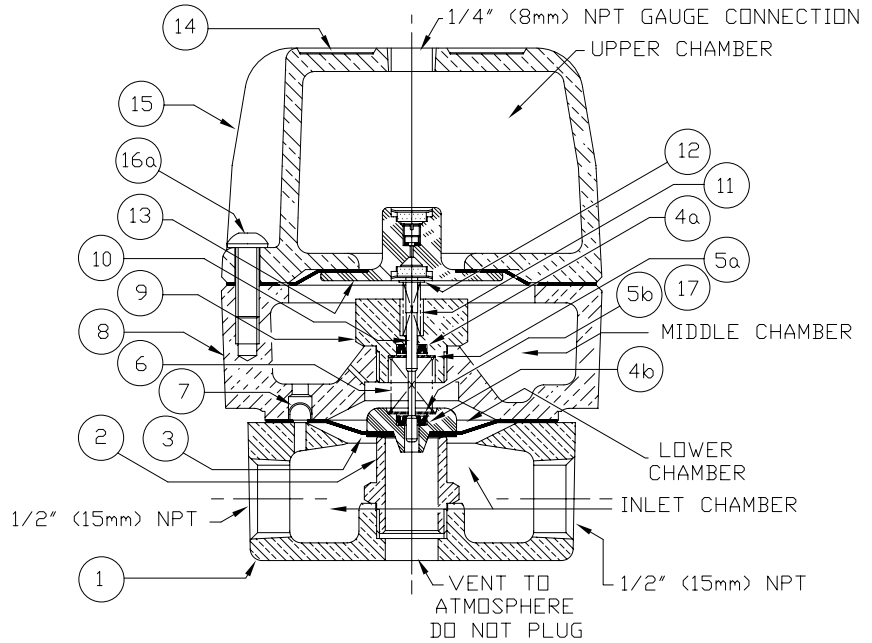
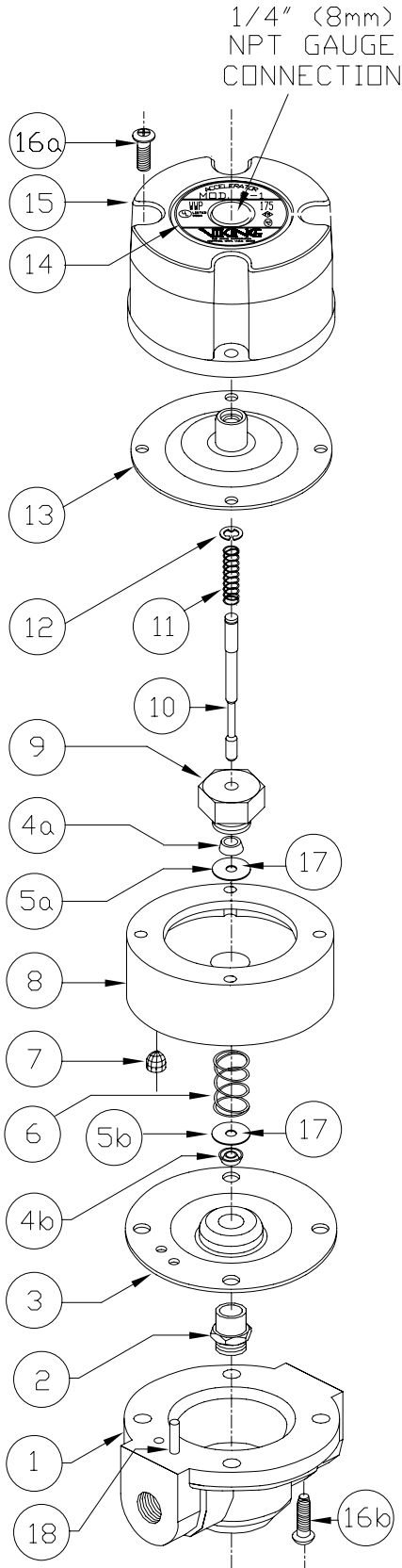




REPLACEMENT PARTS

ACCELERATOR
MODEL E-1

Manufactured 1993 -



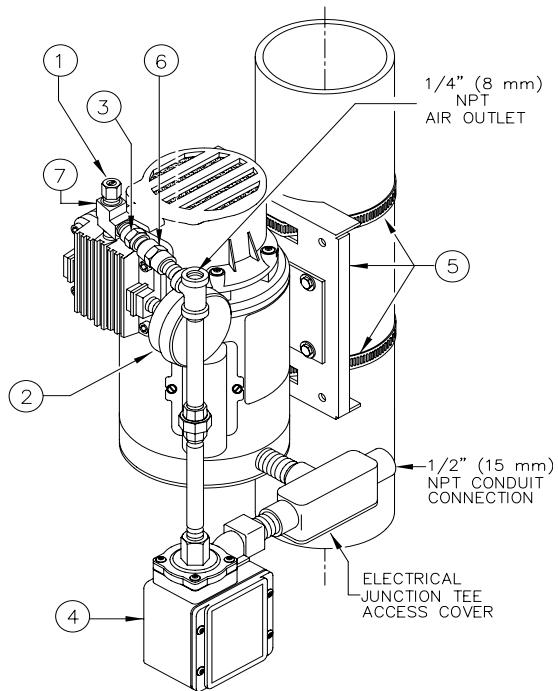
ITEM NO.	PART NUMBER	DESCRIPTION	MATERIAL	NO. REQ'D
1	--	Base	Brass: UNS-C84400	1
2	*	Seat	Brass: UNS-C36000	1
3	*	Clapper Diaphragm	Polyethersulfone/EPDM	1
4a & 4b	*	U-Cup	Buna-N ASTM D2000	2
5a & 5b	*	U-Cup Retainer	Stainless Steel UNS-S30200/ S30400	2
6	*	Housing Spring	Stainless Steel: UNS-S30200	1
7	*	Screen Filter	Stainless Steel: UNS-S30400 40 x 36 mesh screen	1
8	--	Housing	Brass: UNS-C84400	1
9	*	Housing Insert	Brass: UNS-C36000	1
10	*	Actuator Rod	Emralon Coated Brass: UNS- C36000	1
11	*	Actuator Rod Spring	Stainless Steel: UNS-S30200	1
12	*	Retaining Ring	Stainless Steel: UNS-S15700	1
13	05480B	Cover Diaphragm Assembly	Dacon Reinforced Nitrile Rubber/ Polyethersulfone	1
14	--	Cover Label	0.012 (.30mm) Aluminum	1
15	--	Cover	Brass: UNS-C84400	1
16a & 16b	*	Screw, H.S. 1/4-20 x 1	Zinc Plated Steel	8
17	*	Lithium Grease	Lithium Grease	3/8 oz.
18	05472A	Locating Pin	Stainless Steel	1
-- Indicates replacement part not available * Indicates replacement part only available in a Sub-Assembly, as indicated below.				
SUB-ASSEMBLY				
2-7, 9-12, 16-17	12503	Repair Kit - Includes Air Gauge		



REPLACEMENT PARTS

MAINTENANCE AIR COMPRESSOR MODEL E-1

Manufactured 1994 - 2006



ITEM NO.	PART NUMBER	DESCRIPTION	NO. REQ'D.
1	--	Relief Valve	1
2	--	Air Filter Assembly	1
3	--	Check Valve	1
4	12937	Switch, Pressure*	1
5	--	Mounting Bracket, Kit	1
6	--	Coupling, Brass, 1/4"	1
7	--	Street Tee, Brass, 1/4"	1

-- Indicates replacement part not available

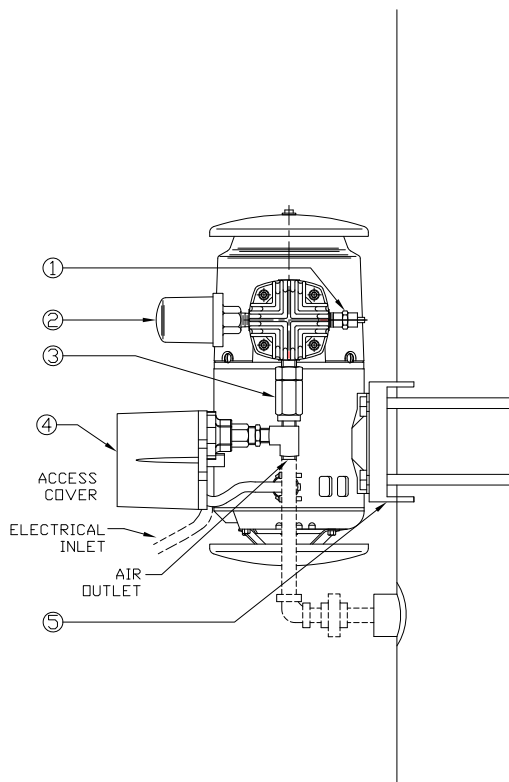
* Replacement switch assembly kit is not original equipment. All components are furnished to convert.



REPLACEMENT PARTS

MAINTENANCE AIR COMPRESSOR MODEL F-1

Manufactured 2004 -



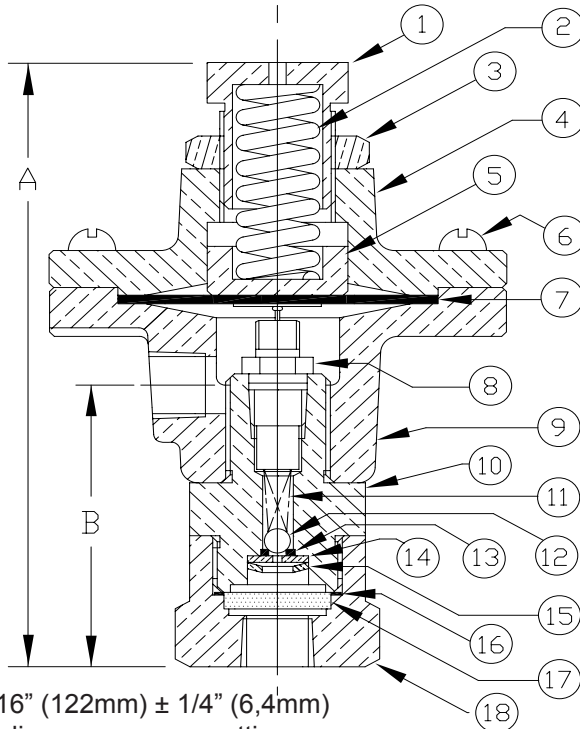
ITEM	PART NUMBER	DESCRIPTION	NO. REQ'D
1	11549	Relief Valve	1
2	11504	Air Filter	1
3	11548	Check Valve	1
4	17238	Switch, Pressure	1
5	06924A	Mounting Bracket Kit	1



REPLACEMENT PARTS

**AIR PRESSURE
MAINTENANCE DEVICE
MODEL D-2**

Manufactured 1973 -



A = 4-13/16" (122mm) ± 1/4" (6,4mm)
depending on pressure setting
B = 2-5/32" (54,8mm)



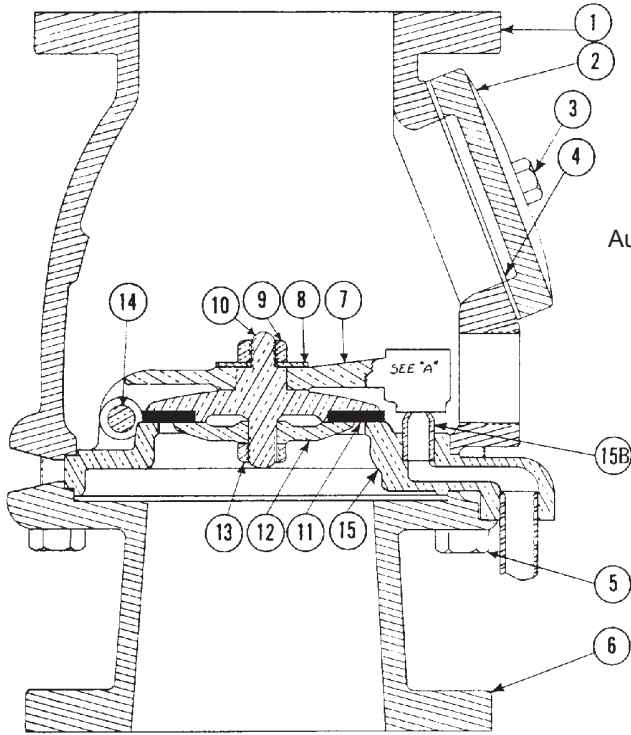
Schrader Core Tool
P/N 01715A

ITEM NO.	PART NUMBER	DESCRIPTION	MATERIAL	NO. REQ'D
1	02273A	Adjustment Screw	Brass UNS-C36000	1
2	01791A	Spring	Stainless Steel , UNS-S30200	1
3	02275A	Lock Nut	Brass, UNS-C36000	1
4	--	Cover	Brass, UNS-C84400	1
5	02276A	Spring Retainer	Brass, UNS-C36000	1
6	04505A	Screw, R.H.P.D. #10-24 x 5/8 Lg.,	Stainless Steel: UNS-S30200	6
7	01792A	Diaphragm Assembly	Neoprene, ASTM D2000	1
8	06418A	Schrader Valve Assembly	Brass, UNS-C26000, Brass, UNS-C36000, Stainless Steel, UNS-30200	1
9	--	Body	Brass, UNS-C84400	1
10	06425B	Valve Housing	Brass, UNS-C36000	1
11	02509A	Spring	Stainless Steel, UNS-S30200	1
12	01803A	Ball	Stainless Steel, UNS-S30200	1
13	01802A	O-Ring	Nitrile, (Buna-N)	1
14	01801A	Retainer Plate	Brass, UNS-C26000	1
15	01307A	Retainer, Orifice Plate	Brass, UNS-C26000	1
16	02181A	Filter Seal	Copper, UNS-C11000	1
17	02257A	Filter	Sintered Bronze	1
18	02271B	Filter Cap	Brass, UNS-C36000	1
-- Indicates replacement part not available				
SUB-ASSEMBLY				
6-8, 10-17	12504	Repair Kit		



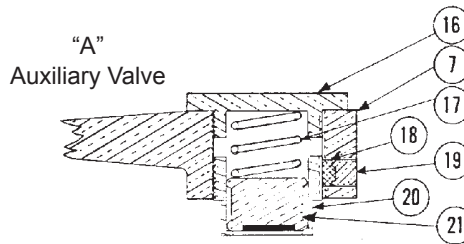
REPLACEMENT PARTS

**ALARM VALVE
MODEL E
WET PIPE**



Valve Take Out		
2-1/2" - 12"	(304,8 mm)	
4" - 16-1/4"	(412,7 mm)	
6" - 17"	(431,8 mm)	
8" - 17-1/2"	(444,5 mm)	

Manufactured	
2-1/2" - 1950 - 1976	
4" - 1950 - 1973	
6" - 1954 - 1971	
8" - 1950 - 1970	



Auxiliary Valve Setting Tool
P/N 02039B

ITEM NO.	PART NUMBERS				DESCRIPTION	MATERIAL	NO. REQ'D.
	2-1/2"	4"	6"	8"			
1	--	--	--	--	Housing	Gray Cast Iron	1
2	--	--	--	--	Hand Hole Cover	Gray Cast Iron	1
3	--	--	--	--	Hex Head Screw	Steel	2
4	02524A	04388A	02238A	02238A	Hand Hole Gasket	Rubber Fabric Insert	1
5	--	--	--	--	Hex Head Screw, 5/8-11 x 2 Lg.	Steel	8
6	--	--	--	--	Body	Gray Cast Iron	1
7	--	--	--	--	Clapper Arm	Cast Bronze	1
8	--	--	--	--	Washer	Brass	1
9	--	--	--	--	Nut, Self-Locking, 5/8-11	Brass	1
10	--	--	--	--	Clapper Arm	Cast Bronze	1
11	*	*	*	*	Water Seat Rubber	Neoprene	1
12	--	--	--	--	Rubber Retainer	Bronze	1
13	--	--	--	--	Nut, Self Locking, 5/8-11	Brass	1
14	--	--	--	--	Hinge Pin	Brass	1
15	--	--	--	--	Water Seat Assembly	Bronze	1
15B	--	--	--	--	Auxiliary Valve Seat	Brass	1
16	*	*	*	*	Auxiliary Valve Cap	Brass	1
17	*	*	*	*	Auxiliary Valve Spring	Brass	1
18	*	*	*	*	Ball, Nylon	Nylon	1
19	*	*	*	*	Cup Point Set Screw, Soc. Set 3/8-16 x 3/8 Lg.	Brass	1
20	*	*	*	*	Auxiliary Valve Sleeve	Brass	1
21	*	*	*	*	Auxiliary Valve Clapper**	Brush Neoprene	1

-- Indicates replacement part is not available

*Replacement part only available in a Sub-Assembly, as indicated below.

**The Auxiliary Valve Clapper is used on Models B, C, E, F & G

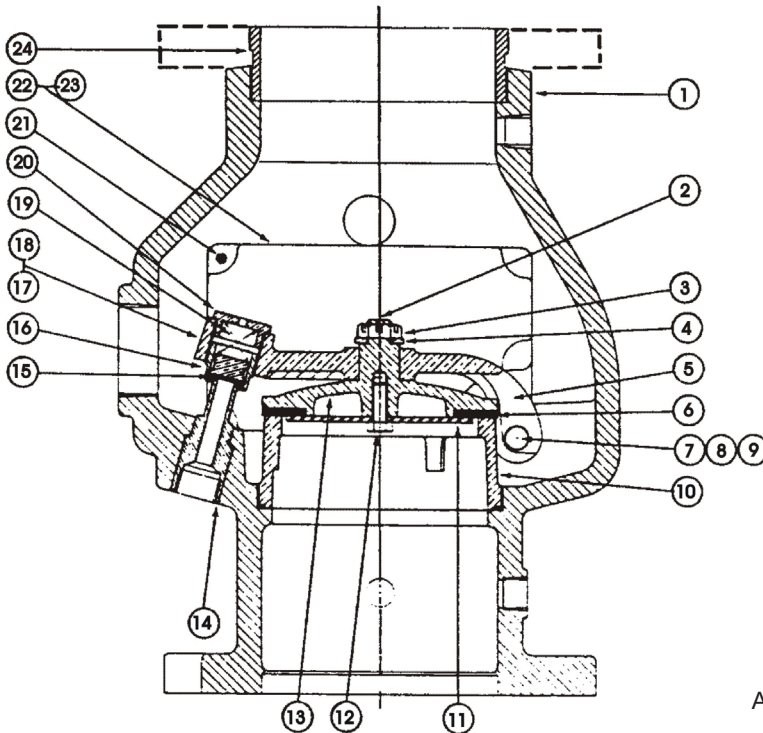
SUB-ASSEMBLY

4, 11, 16-21	12505	12506	12507	12508	Rubber and Auxiliary Valve Kit (includes setting tool)
--------------	-------	-------	-------	-------	--



REPLACEMENT PARTS

ALARM CHECK VALVE MODEL F-1 & G-1



Auxiliary Valve Setting Tool
P/N 02039B

Manufactured		
	F-1	G-1
2-1/2"	1975 - 1988	1982 - 1988
4"	1973 - 1989	1982 - 1986
6"	1971 - 1989	1982 - 1986
8"	1978 - 1989	1982 - 1988

Valve Take Out		
F-1		
2-1/2"	12-3/8"	(314,3 mm)
4"	16-1/4"	(412,7 mm)
6"	17"	(431,8 mm)
8"	17-9/16"	(496,8 mm)
G-1		
2-1/2"	13-15/16"	(354,0 mm)
4"	16-1/4"	(412,7 mm)
6"	17"	(431,8 mm)
8"	17-9/16"	(496,8 mm)

ITEM NO.	PART NUMBERS				DESCRIPTION	MATERIAL	NO. REQ'D.
	2-1/2" (DN65)	4" (DN100)	6" (DN150)	8" (DN200)			
1	--	--	--	--	Body, Model F-1	Gray Cast Iron	1
1	--	--	--	--	Body, Model G-1	Gray Cast Iron	1
2	--	--	--	--	Cotter Pin	Brass	1
3	--	--	--	--	5/8-11 Slotted Hex Nut	Brass	1
4	--	--	--	--	Washer	Brass	1
5	--	--	--	--	Clapper Arm	Bronze Casting	1
6	*	--	--	--	Clapper Rubber	Neoprene	1
	--	*	*	*	Clapper Rubber	EPDM	1
7	--	--	--	--	Pivot Shaft	Brass	2
8	--	--	--	--	Clapper Arm Shaft	Brass	1
9	--	--	--	--	Bushing	Brass	2
10	--	--	--	--	Seat	Brass	1
11	--	--	--	--	Clamp Plate	Stainless Steel	1
12	--	--	--	--	5/16-18 x 1/2" Lg. Nylok Hex-Head Screw	Stainless Steel	1
	--	--	--	--	5/16-18 x 3/4" Lg. Nylok Hex-Head Screw	Stainless Steel	1
	--	--	--	--	3/8-16 x 1" Lg. Nylok Hex-Head Screw	Stainless Steel	1
	--	--	--	--	1/2-13 x 1" Lg. Nylok Hex-Head Screw	Stainless Steel	1
13	--	--	--	Clapper	Bronze Casting	1	
14	--	--	--	--	Body Insert	Brass	1
14a	--	--	06358A	06359A	Auxiliary Seat Kit	Brass & Buna-N	1
15	*	*	*	*	Auxiliary Valve Clapper ¹	Brass & EPDM	1
16	*	*	*	*	Auxiliary Valve Sleeve	Brass	1
17	*	*	*	*	Nylon Ball (Not Shown)	Nylon	1
18	*	*	*	*	3/8-16 x 3/8" Lg. Socket Set Screw (Not shown)	Brass	1
19	*	*	*	*	Auxiliary Valve Spring	Brass	1
20	*	*	*	*	Auxiliary Valve Cap	Brass	1
21	--	--	--	--	1/2-13 x 1-3/4 Lg. Hex-Head Cap Screw	Steel	6
	--	--	--	--	1/2-13 x 1-1/2 Lg. Hex-Head Cap Screw	Steel	5
	--	--	--	--	5/8-11 x 1-1/2 Lg. Hex-Head Cap Screw	Steel	6
	--	--	--	--	3/4-10 x 1-3/4 Lg. Hex-Head Cap Screw	Steel	7
22	--	--	--	--	Hand Hole Cover	Ductile	1
23	02757B	02198A	01228A	02302C	Hand Hole Cover Gasket	Rubber Fabric	1
24	--	--	--	--	Grooved Adapter, Model G-1	Ductile Iron	1

--Indicates replacement part not available

* Indicates replacement part only available in a Sub-Assembly, as indicated below.

Sub-Assembly

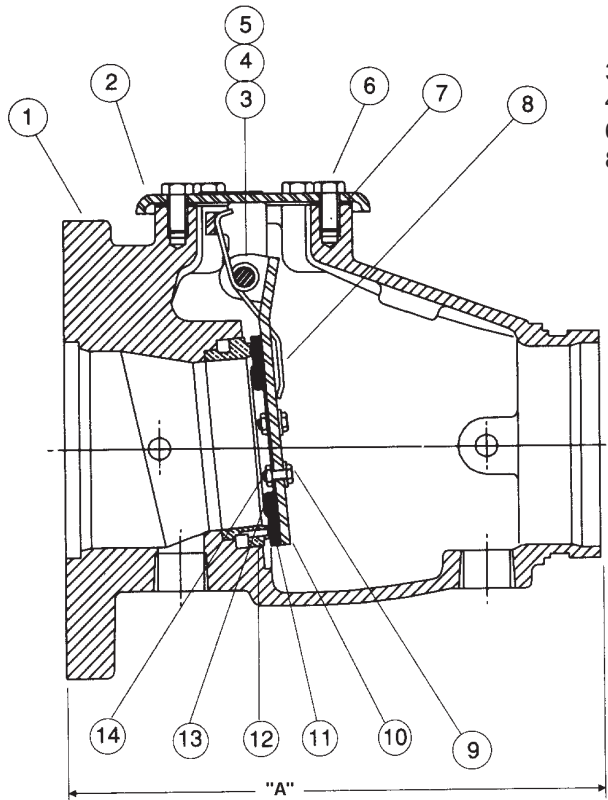
6, 15-20, 23	12509	13209	13210	13211	Rubber and Auxiliary Valve Kit (includes setting tool)
--------------	-------	-------	-------	-------	--

¹The same Auxiliary Valve Clapper is used on Model B, C, E, F & G Alarm Valves.



REPLACEMENT PARTS

ALARM CHECK VALVE MODEL H-1 & H-2

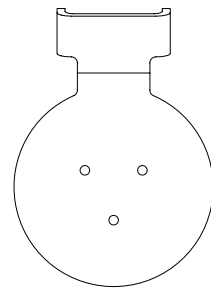


Valve Take Out	
"A" Dimension	
3" (DN75)	- 10-1/8" (257mm)
4" (DN100)	- 10-5/8" (270mm)
6" (DN150)	- 13-3/8" (340mm)
8" (DN200)	- 17" (432mm)

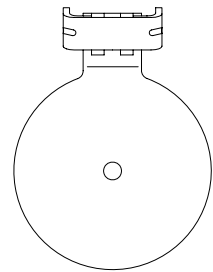
Manufactured

	H-1	H-2
3"	---	1987 - 1998
4"	1986 - 1987	1987 - 1998
6"	1985 - 1987	1985 - 1998
8"	---	1986 - 1998

The "A" Dimension is the same on the H-1 and H-2 Models.



Original Clapper Assembly



Replacement Clapper Assembly

NOTE: The clapper assembly is different than on original valve. New clapper assembly has a single bolt style with Ryton bushings for hinge pin.

ITEM NO.	PART NUMBER				DESCRIPTION	MATERIAL	NO. REQ'D			
	3" (DN80)	4" (DN100)	6" (DN150)	8" (DN200)			3"	4"	6"	8"
1	--	--	--	--	Body	Cast Ductile Iron	1	1	1	1
2	--	--	--	--	Cover Assembly w/Data Plate	HSLA Stl./St.	1	1	1	1
3	05355A	04900A	04991A	05334A	Hinge Pin	Stainless Steel	1	1	1	1
4	05445A	05445A	05445A	05369A	Retaining Ring	Stainless Steel	2	2	2	2
5	--	--	--	--	Hinge Pin Washer	Stainless Steel		2	2	
6	01517A	01517A			3/8-16 x 3/4 Lg. Hex Head Cap Screw	Zinc Plated Steel	4	6		
			04993A		1/2-13 x 7/8 Lg. Hex Head Cap Screw	Zinc Plated Steel			6	
				01922A	5/8-11 x 1-1/4 Lg. Hex Head Cap Screw	Zinc Plated Steel				6
7	05354B	04649B	04992B	05339C	Cover Gasket	SBR Rubber	1	1	1	1
8	06021B	05939B	05940B	05952B	Torsion Spring	Stainless Steel	1	1	1	1
9	*	*			Sealing Washer 3/8" x 1" O.D.	EPDM & Stainless Steel	1	1		
			*	*	Sealing Washer 1/2" x 1-1/8" O.D.	EPDM & Stainless Steel			1	1
	*	*			Screw, Button Head, Socket, 3/8"-24 UNF x 1/2" (12.7 mm) lg.	Stainless Steel, UNS-S30400	1	1		
			*		Screw, Button Head, Socket, 1/4"-20 UNF x 3/4" (19.0 mm) lg.	Stainless Steel, UNS-S30400			1	
			*	Screw, Button Head, Socket, 1/4"-20 UNF x 7/8" (22.2 mm) lg.	Stainless Steel, UNS-S30400				1	
10	*	*	*		Clapper	H.R. Steel	1	1	1	
				*	Clapper	Stainless Steel				1
11	*	*	*	*	Clapper Rubber	EPDM/Stl. St.	1	1	1	1
12	--	--	--	--	Seat	Cast Brass	1	1	1	1
13	*	*	*	*	Rubber Retainer	Stainless Steel	1	1	1	1
14	*	*			Clapper Hex Nut 3/8"-16 UNC	Stainless Steel	1	1		
			*	*	Clapper Hex Nut 1/2"-13 UNC	Stainless Steel			1	1

--Indicates replacement part not available

* Indicates replacement part only available in a Sub-Assembly, as indicated below.

SUB-ASSEMBLY

9-11, 13, 14	08518	08519	08520	08521	Clapper Assembly
--------------	-------	-------	-------	-------	------------------

All Model H-2 Valve parts are interchangeable with Model H-1 Alarm Check Valves.

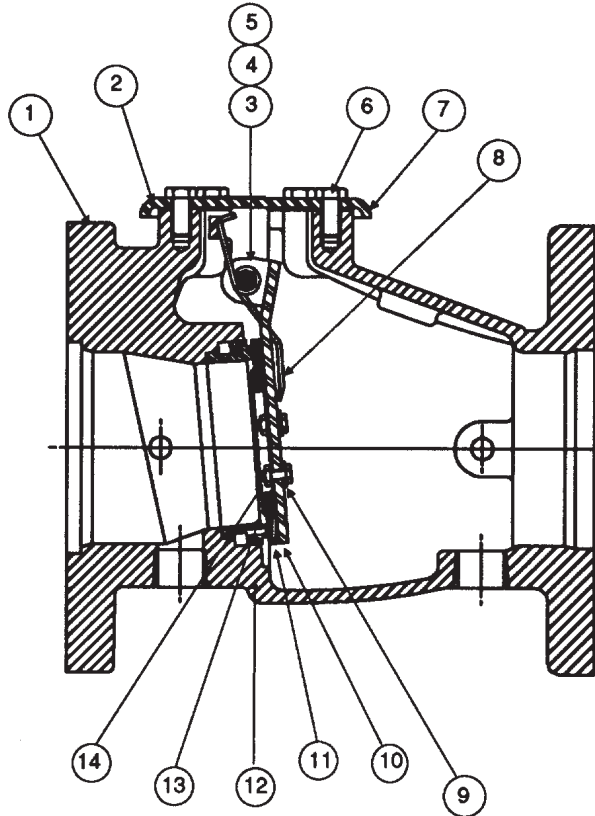
Note: Clapper assembly is single bolt style with Ryton bushings for hinge pin.



REPLACEMENT PARTS

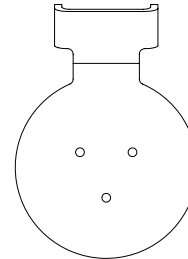
ALARM CHECK VALVE
MODEL H-3

Manufactured 1991 - 2000

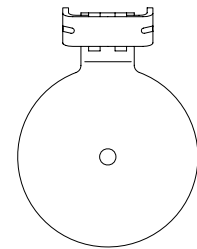


Valve Take Out

"A" Dimension	
3" (DN75)	- 10-1/8" (257mm)
4" (DN100)	- 10-5/8" (270mm)
6" (DN150)	- 13-3/8" (340mm)
8" (DN200)	- 17" (432mm)



Original Clapper Assembly



Replacement Clapper Assembly

NOTE: The clapper assembly is different than on original valve. New clapper assembly has a single bolt style with Ryton bushings for hinge pin.

ITEM NO.	PART NUMBER				DESCRIPTION	MATERIAL	NO. REQ'D			
	3" (80 mm)	4" (100 mm)	6" (150 mm)	8" (200 mm)			3"	4"	6"	8"
1	--	--	--	--	Body	Cast Ductile Iron	1	1	1	1
2	--	--	--	--	Cover Assembly w/Data Plate	HSLA Stainless Steel	1	1	1	1
3	05355A	04900A	04991A	053334A	Hinge Pin	Stainless Steel	1	1	1	1
4	05445A	05445A	05445A	05369A	Retaining Ring	Stainless Steel	2	2	2	2
5	--	--	--	--	Hinge Pin Washer	Stainless Steel	0	2	2	0
6	01517A	01517A			3/8-16 x 3/4 Lg. Hex Head Cap Screw	Zinc Plated Steel	4	6	0	0
			04993A		1/2-13 x 7/8 Lg. Hex Head Cap Screw	Zinc Plated Steel	0	0	6	0
				01922A	5/8-11 x 1-1/4 Lg. Hex Head Cap Screw	Zinc Plated Steel	0	0	0	6
7	05354B	04649B	04992B	05339C	Cover Gasket	SBR Rubber	1	1	1	1
8	06021B	05939B	05940B	05952B	Torsion Spring	Stainless Steel	1	1	1	1
9	*	*			Sealing Washer 3/8" x 1" O.D.	EPDM & Stainless Steel	2	2		
			*	*	Sealing Washer 1/2" x 1-1/8" O.D.	EPDM & Stainless Steel			2	2
	*	*			Screw, Button Head, Socket, 3/8"-24 UNF x 1/2" (12,7 mm) lg.	Stainless Steel, UNS-S30400	2	2		
			*		Screw, Button Head, Socket, 1/4"-20 UNF x 3/4" (19,0 mm) lg.	Stainless Steel, UNS-S30400			2	
10	*	*	*		Screw, Button Head, Socket, 1/4"-20 UNF x 7/8" (22,2 mm) lg.	Stainless Steel, UNS-S30400				2
				*	Clapper	H.R. Steel	1	1	1	0
				*	Clapper	Stainless Steel	0	0	0	1
11	*	*	*		Clapper Rubber	EPDM	1	1	1	1
12	--	--	--	--	Seat	Brass	1	1	1	1
13	*	*	*	*	Rubber Retainer	Stainless Steel	1	1	1	1
14	*	*			Clapper Hex Nut 3/8"-16 UNC	Stainless Steel	1	1		
			*	*	Clapper Hex Nut 1/2"-13 UNC	Stainless Steel			1	1

--Indicates replacement part not available

* Indicates replacement part only available in a Sub-Assembly, as indicated below.

SUB-ASSEMBLY

ITEM NO.	3" (80 mm)	4" (100 mm)	6" (150 mm)	8" (200 mm)	DESCRIPTION
9-11, 13, 14	09916	09398	09421	09917	Clapper Assembly

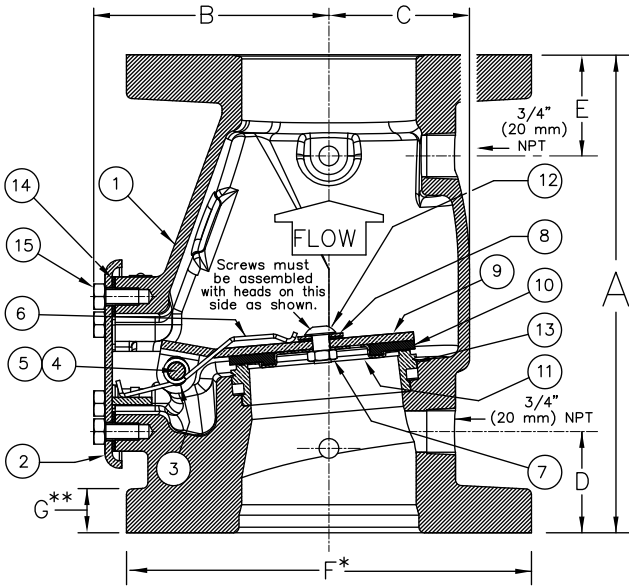
Note: Clapper assembly is single bolt design with Ryton bushings for hinge pin.



REPLACEMENT PARTS

**ALARM CHECK VALVE
MODEL J-1**

Manufactured 1993 -



SIZE	A	B	C	D	E	F*	G**
3" (DN80)	10-1/8" (257)	4-13/16" (122.2)	2-11/16" (68.3)	2-9/32" (58.1)	2-9/32" (58.1)	7-7/8" (200)	25/32" (20)
4" (DN100)	10-5/8" (269.9)	5-3/16" (131.8)	3-1/8" (79.4)	2-1/4" (57.2)	2-1/4" (57.2)	9" (228.6)	15/16" (23.81)
6" (DN150)	13-3/8" (340)	6-13/16" (173.3)	4-1/16" (103.2)	2-1/4" (57.2)	2-1/4" (57.2)	11" (279.4)	1" (25.4)
8" (DN200)	17" (431.8)	8-13/16" (223.4)	5" (127)	2-1/2" (63.4)	2-7/8" (73.0)	13-1/2" (342.9)	1-1/8" (28.58)

Dimensions shown in parentheses are millimeters.

* Flanges are optional.
Valve is available Flg X Flg, Flg X Grv, or Grv X Grv.

** 4", 6", and 8" valves are manufactured with sculptured flanges.
Dimension indicates thickness of flange at bolt holes.

ITEM NO.	PART NUMBERS				DESCRIPTION	MATERIAL	NO. REQ'D			
	3" (DN80)	4" (DN100)	6" (DN150)	8" (DN200)			3"	4"	6"	8"
1	--	--	--	--	Body	Ductile Iron ASTM A536 (65-45-12)	1	1	1	1
2	--	--	--	--	Cover Assembly	E-Coated HSLA Steel A715 and Stainless Steel UNS-S30400	1	1	1	1
3	07576	07576	07576		Bushing	Lubricomp 189 Ryton	2	2	2	
4	05355A	04900A	04991A	05334A	Clapper Hinge Pin	Stainless Steel UNS-S30400	1	1	1	1
5	05445A	05445A	05445A	05369A	Hinge Pin Retaining Ring	Stainless Steel UNS-S15700	2	2	2	2
6	06021B	05939B	05940B	05952B	Spring	Stainless Steel UNS-S30200	1	1	1	1
7	08159	08159			Clapper Hex Nut 3/8"-24 UNF	Stainless Steel UNS-S30400	1	1		
				08144	08144	Clapper Hex Nut 1/2"-20 UNF	Stainless Steel UNS-S30400			1
8	08158	08158			Sealing Washer 3/8" x 1" O.D.	EPDM and Stainless Steel	1	1		
				08143	08143	Sealing Washer 1/2" x 1-1/8" O.D.	EPDM and Stainless Steel			1
9	*	*	*	*	Clapper	Teflon® Coated HR Steel UNS-G10180	1	1	1	1
10	*	*	*	*	Clapper Rubber	EPDM	1	1	1	1
11	*	*	*	*	Clapper Rubber Retainer	Stainless Steel UNS-S30400	1	1	1	1
12	10194	10194			Screw, Button Head, Socket 3/8"-24 x 1/2" (12.7 mm) lg.	Stainless Steel UNS-S30400	1	1		
			10308		Screw, Button Head, Socket 1/4"-20 x 3/4" (19.0 mm) lg.	Stainless Steel UNS-S30400				1
				10686	Screw, Button Head, Socket 1/2"-20 x 7/8" (22.2 mm) lg.	Stainless Steel UNS-S30400				1
13	--	--	--	--	Seat	Brass UNS-C84400	1	1	1	1
14	05354B	04649B	04992B	05339C	Cover Gasket	EPDM ASTM D2000	1	1	1	1
15	01517A	01517A			H.H.C. Screw 3/8"-16 x 3/4" (19.0 mm) lg.	Steel, Zinc Plated	4	6		
			04993A		H.H.C. Screw 1/2"-13 x 7/8" (22.2 mm) lg.	Steel			6	
				01922A	H.H.C. Screw 5/8"-11 x 1-1/4" (31.8 mm) lg.	Steel, Zinc Plated				6

-- Indicates replacement part not available

* Indicates replacement part only available in a Sub-Assembly listed below.

SUB-ASSEMBLIES

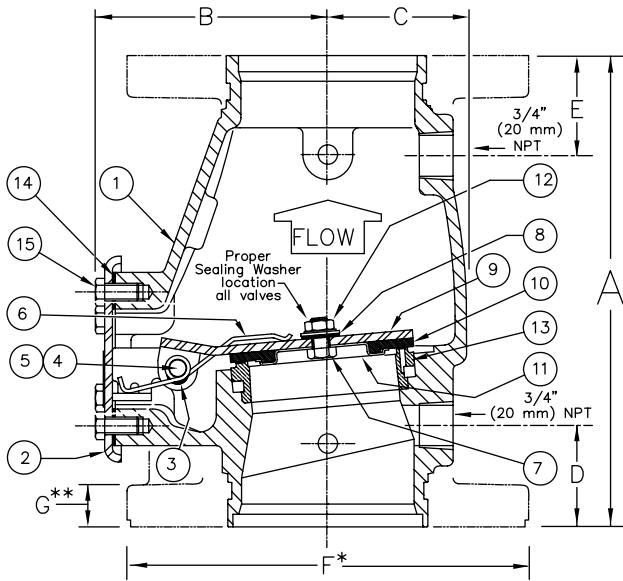
3, 7-12	08518	08519	08520	08521	Clapper Assembly
7, 8, 10-12, 14	08522	08523	08524	08525	Replacement Rubber Kit



REPLACEMENT PARTS

**ALARM CHECK VALVE
MODEL J-2**

Manufactured 1998 - 2008



SIZE	A	B	C	D	E	F*	G**
3" (80mm)	10-1/8" (257)	4-3/4" (120,7)	2-3/4" (69,9)	1-13/16" (46)	2-1/8" (54)	7-7/8" (200)	3/4" (19,05)
4" (100mm)	10-5/8" (269,9)	5-3/16" (131,8)	3-1/8" (79,4)	1-7/8" (47,6)	2-1/4" (57,2)	9" (228,6)	15/16" (23,81)
6" (150mm)	13-3/8" (340)	6-3/4" (171,5)	4-1/8" (104,8)	2-1/4" (57,2)	2-1/4" (57,2)	11" (279,4)	1" (25,4)
8" (200mm)	17" (431,8)	8-7/8" (225,4)	5" (127)	2-1/4" (57,2)	2-7/8" (73,0)	13-1/2" (342,9)	1-1/8" (28,58)

Dimensions shown in parentheses are millimeters.

* Flanges are optional.

Valve is available Flg X Flg, Flg X Grv, or Grv X Grv.

** 4", 6", and 8" valves are manufactured with sculptured flanges.
Dimension indicates thickness of flange at bolt holes.

ITEM NO.	PART NUMBERS				DESCRIPTION	MATERIAL	NO. REQ'D			
	3" (DN80)	4" (DN100)	6" (DN150)	8" (DN200)			3"	4"	6"	8"
1	--	--	--	--	Body	Ductile Iron, ASTM A536 (65-45-12)	1	1	1	1
2	--	--	--	--	Cover Assembly	E-Coated HSLA Steel, A715 and Stainless Steel, UNS-S30400	1	1	1	1
3	07576	07576	07576		Bushing	Lubricomp 189 Ryton	2	2	2	
4	05355A	04900A	04991A	05334A	Clapper Hinge Pin	Stainless Steel, UNS-S30400	1	1	1	1
5	05445A	05445A	05445A	05369A	Hinge Pin Retaining Ring	Stainless Steel, UNS-S15700	2	2	2	2
6	06021B	05939B	05940B	05952B	Spring	Stainless Steel, UNS-S30200	1	1	1	1
7	*	*			Clapper Hex Nut 3/8"-16	Stainless Steel, UNS-S30400	1	1		
			*	*	Clapper Hex Nut 1/2"-13	Stainless Steel, UNS-S30400			1	1
8	*	*			Sealing Washer 3/8" x 1" O.D.	EPDM and Stainless Steel	1	1		
			*	*	Sealing Washer 1/2" x 1-1/8" O.D.	EPDM and Stainless Steel			1	1
9	08138N/B	08139N/B	08155N/B	08156N/B	Clapper	Teflon® Coated HR Steel UNS-G10180	1	1	1	1
10	*	*	*	*	Clapper Rubber	EPDM	1	1	1	1
11	*	*	*	*	Clapper Rubber Retainer	Stainless Steel, UNS-S30400	1	1	1	1
12	*	*			Screw, Button Head, Socket 3/8"-24 x 1/2 (12,7 mm) lg.	Stainless Steel, UNS-S30400	1	1		
			*		Screw, Button Head, Socket 1/2"-20 x 3/4" (19,0 mm) lg.	Stainless Steel, UNS-S30400			1	1
				*	Screw, Button Head, Socket 1/2"-20 x 7/8" (22,2 mm) lg.	Stainless Steel, UNS-S30400			1	1
13	--	--	--	--	Seat	Brass, UNS-C84400	1	1	1	1
14	05354B	04649B	04992B	05339C	Cover Gasket	SBR Rubber	1	1	1	1
15	01517A	01517A			H.H.C. Screw 3/8"-16 x 3/4" (19,0 mm) lg.	Steel, Zinc Plated	4	6		
			04993B		H.H.C. Screw 1/2"-13 x 7/8" (22,2 mm) lg.	Steel, Zinc Plated			6	
				01922A	H.H.C. Screw 5/8"-11 x 1-1/4" (31,8 mm) lg.	Steel, Zinc Plated				6

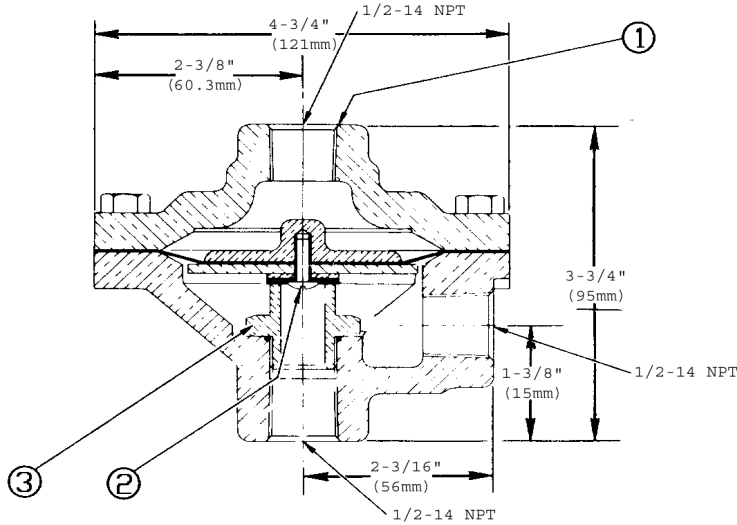
-- Indicates replacement part not available

SUB-ASSEMBLY

3, 7-12	09916	09398	09421	09917	Clapper Assembly
7-8, 10-12, 14	09912	09913	09914	09915	Rubber Replacement Kit

	REPLACEMENT PARTS	ANTI-FLOOD DEVICE MODEL A-1
---	--------------------------	--

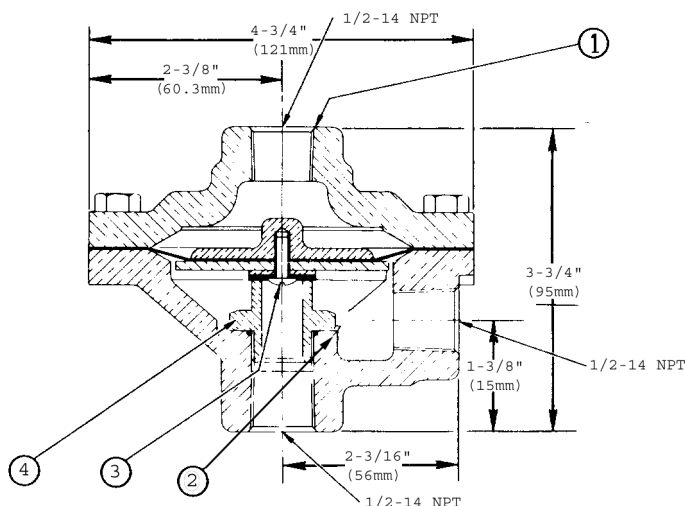
Manufactured 1972 - 1983



ITEM NO.	PART NUMBER	DESCRIPTION	MATERIAL	NO. REQ'D
1	--	Cover	Cast Bronze	1
2	*	Diaphragm Assembly	Various	1
3	*	Seat, Clapper	Brass	1
-- Indicates replacement part not available * Indicates replacement part only available in a Sub-Assembly listed below				
SUB-ASSEMBLY				
2, 3	12526	Repair Kit		

	REPLACEMENT PARTS	DIAPHRAGM BYPASS MODEL E-1
---	--------------------------	---------------------------------------

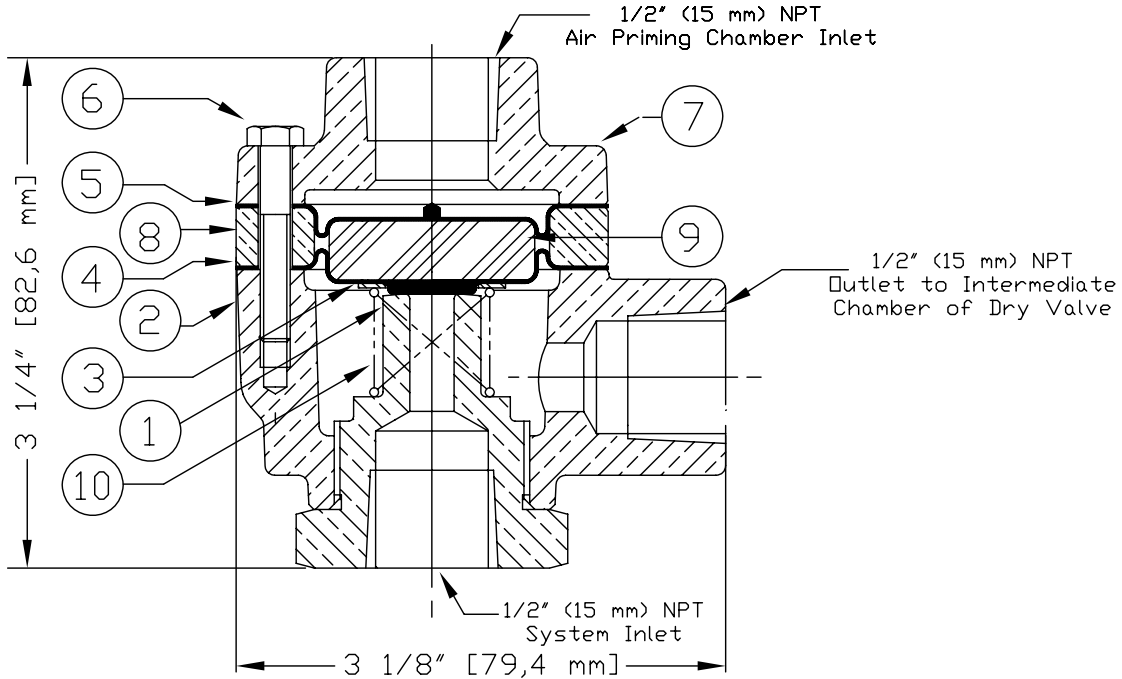
Manufactured 1972 - 1984



ITEM NO.	PART NUMBER	DESCRIPTION	MATERIAL	NO. REQ'D
1	--	Cover	Cast Bronze	1
2	*	Spring	Stainless Steel	1
3	*	Diaphragm Assembly	Various	1
4	*	Seat, Clapper	Various	1
-- Indicates replacement part not available * Indicates replacement part only available in a Sub-Assembly listed below				
NOTE: Parts for this model are not interchangeable with Models D and D-3.				
SUB-ASSEMBLY				
2-4	12527	Repair Kit		

	REPLACEMENT PARTS	ANTI-FLOOD DEVICE MODEL B-1
---	--------------------------	--

Manufactured 1993 -



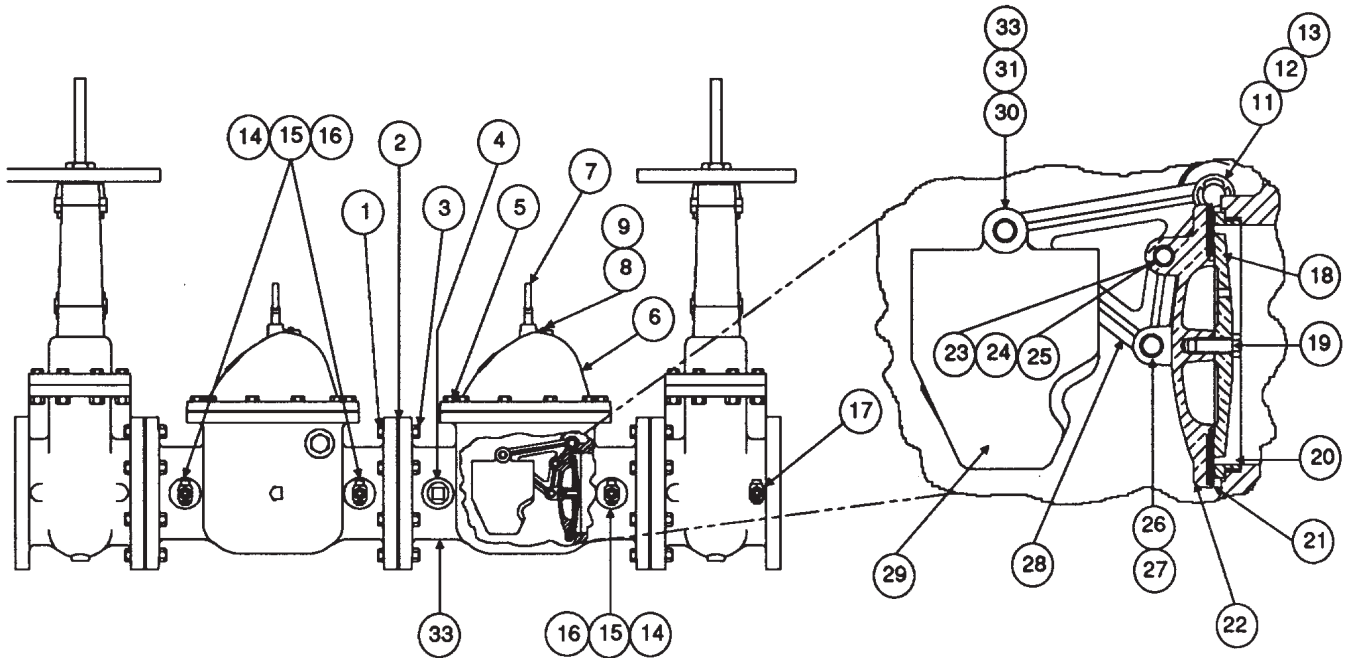
ITEM NO.	PART NUMBER	DESCRIPTION	MATERIAL	NO. REQUIRED
1	08062	Seat	Brass UNS-C36000	1
2	--	Body	Brass UNS-C84400	1
3	04739A	Spring Pad	Stainless Steel UNS-S30200/ UNS-S30400	1
4	04861A	Lower Diaphragm	Polyester/EPDM Fabric	1
5	04735A	Upper Diaphragm	Polyester/NBR Fabric	1
6	12470	Screw - M.H.H. #10-24 x 1-1/4" (32 mm)	Steel, Zinc Plated	3
7	--	Cover	Brass: UNS-C84400	1
8	--	Spacer	Brass: UNS-C84400	1
9	04736A	Piston	Polycarbonate	1
10	04741A	Spring	Stainless Steel UNS-S30200	1
-- Indicates replacement part not available				
SUB-ASSEMBLY				
3-6, 9-10	12528	Repair Kit		



REPLACEMENT PARTS

DOUBLE CHECK BACK-FLOW PREVENTER MODEL A-1

Manufactured 1975 - 1989



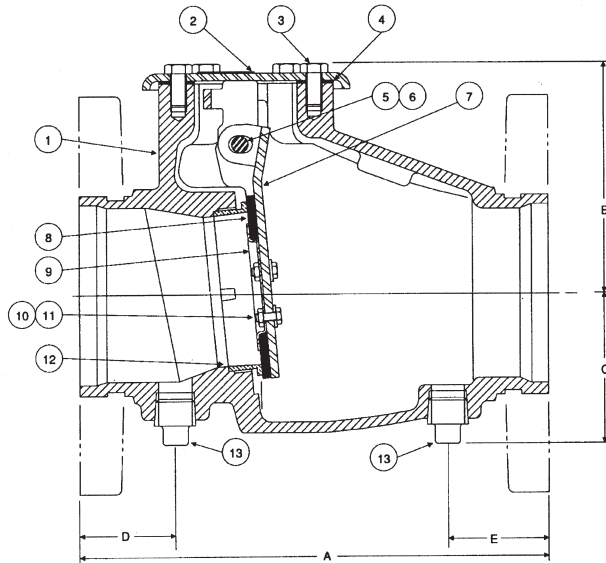
ITEM NO.	PART NUMBER				DESCRIPTION	MATERIAL	NO. REQ'D			
	4" (DN100)	6" (DN150)	8" (DN200)	10" (DN250)			4"	6"	8"	10"
1	--	--	--	--	Flange Nut	Steel	8	8	8	12
2	--	--	--	--	Flange Gasket	Red Rubber	1	1	1	1
3	--	--	--	--	Glange Screw	Steel	8	8	8	12
4	--	--	--	--	Pipe Plug	Cast Iron	2	2	2	2
5	--	--	--	--	Screw, H.H.C. 5/8 x 10 x 2" lg.	Steel	8			
		--	--	--	Screw, H.H.C. 3/8 x 10 x 2-1/4" lg.	Steel		10	12	12
6	--	--	--	--	Cover Gasket	Cast Iron	1	1	1	1
7	--	--	--	--	Eyebolt	Steel	1	1	1	1
8	--	--	--	--	Screw, Vent	Brass	1	1	1	1
9	--	--	--	--	Washer	Stainless Steel	1	1	1	1
10	--	--	--	--	Cover Gasket	Reinforced	1	1	1	1
11	--	--	--	--	Pivot Shaft	Brass	2	2	2	2
12	--	--	--	--	Washer	Stainless Steel	2	2	2	2
13	--	--	--	--	Retaining Ring	Steel	2	2	2	2
14	--	--	--	--	Pipe Plug	Cast Iron	2	2	2	2
15	--	--	--	--	Bushing	Cast Iron	2	2	2	2
16	--	--	--	--	Corporation Stop	Brass	4	4	4	4
17	--	--	--	--	Corporation Stop	Brass	4	4	4	4
18	--	--	--	--	Clamp Plate	Cast Bronze	1	1	1	1
19	--	--	--	--	Screw	Stainless Steel and Nylok	1	1	1	1
20	--	--	--	--	Seat	Cast Bronze	1	1	1	1
21	R9002867B	R9002700B	R9002429B	R9002594B	Clapper Rubber	EPDM	1	1	1	1
22	--	--	--	--	Clapper	Cast Bronze	1	1	1	1
23	--	--	--	--	Hinge Pin	Stainless Steel	1	1		1
24	--	--	--	--	Retaining Ring	Stainless Steel	2	2	2	2
25	--	--	--	--	Clapper Pin	Stainless Steel			1	
26	--	--	--	--	Hinge Pin	Stainless Steel	1	1	1	1
27	--	--	--	--	Retaining Ring	Stainless Steel	2	2	2	2
28	--	--	--	--	Clapper Arm	Cast Bronze	2	2	2	2
29	--	--	--	--	Weight	Bronze/Lead	1	1	1	1
30	--	--	--	--	Hinge Pin	Stainless Steel	1	1	1	1
31	--	--	--	--	Retaining Ring	Stainless Steel	2	2	2	2
32	--	--	--	--	Weight Pin	Stainless Steel				1
33	--	--	--	--	Body	Cast Iron	1	1	1	1

-- Indicates replacement part is not available



REPLACEMENT PARTS

SWING CHECK VALVE OBSOLETE MODELS D-1, D-2 & E-2



		Manufactured		
	Model	Size	Year	
Grooved Ends	D-1	3" (DN80)	1984 - 1995	
	D-1	4" (DN100)	1981 - 1985	
	D-1	6" (DN150)	1983 - 1986	
	D-1	8" (DN200)	1983 - 1986	
	D-2	4" (DN100)	1985 - 1995	
	D-2	6" (DN150)	1986 - 1995	
	D-2	8" (DN200)	1986 - 1990	
	E-2	8" (DN200)	1990 - 1995	
	Flanged Ends	D-2	4" (DN100)	1987 - 1994
		D-2	6" (DN150)	1987 - 1995
E-2		8" (DN200)	1990 - 1997	

Valve Size	A	B	C	D	E
3" (DN80)	9-1/2" (241mm)	4-3/4" (121mm)	2-3/4" (70mm)	2" (51mm)	2" (51mm)
4" (DN100)	10-5/8" (270mm)	5-3/16" (132mm)	3-3/8" (86mm)	2-1/8" (54mm)	2-1/4" (57mm)
6" (DN150)	13-5/8" (346mm)	6-3/4" (172mm)	4-3/8" (111mm)	2-1/4" (57mm)	2-1/4" (57mm)
8" (DN200)	17" (432mm)	8-3/4" (222mm)	5-3/8" (137mm)	2-1/2" (64mm)	2-7/8" (73mm)

ITEM NO.	PART NUMBER				DESCRIPTION	MATERIAL	NO. REQ'D.			
	3"	4"	6"	8"			3"	4"	6"	8"
1	--	--	--	--	Body	Ductile Iron	1	1	1	1
2	--	--	--	--	Cover Assembly	HSLA, Stainless Steel	1	1	1	1
3	01517A	01517A			H.H.C. Screw, 3/8"-16 UNC x 3/4" (19,1 mm) lg.	Steel, Zinc Plated	4	6	0	0
			04993A		H.H.C. Screw, 1/2"-13 UNC x 7/8" (22,2 mm) lg.	Steel, Zinc Plated	0	0	6	0
				01922A	H.H.C. Screw, 5/8"-11 UNC x 1-1/4" (31,8 mm) lg.	Steel, Zinc Plated	0	0	0	6
4	05354B	04649B	04992B	05339C	Cover Gasket	S.B.R. Fiber	1	1	1	1
5	05355A	04900A	04991A	05334A	Hinge Pin	Stainless Steel	1	1	1	1
6	05445A	05445A	05445A	05369A	Retaining Ring	Stainless Steel	2	2	2	2
7	*	*	*	*	Clapper	Stainless Steel	1	1	1	1
8	*	*	*	*	Clapper Rubber	E.P.D.M.	1	1	1	1
9	*	*	*	*	Retainer Plate	Stainless Steel	1	1	1	1
10	*	*			Sealing Washer 3/8" x 1" O.D.	EPDM & Stainless Steel	1	1		
			*	*	Sealing Washer 1/2" x 1-1/8" O.D.	EPDM & Stainless Steel			1	1
	*	*			Screw, Button Head, Socket, 3/8"-24 UNF x 1/2" (12,7 mm) lg.	Stainless Steel, UNS-S30400	1	1		
			*		Screw, Button Head, Socket, 1/4"-20 UNF x 3/4" (19,0 mm) lg.	Stainless Steel, UNS-S30400			1	
11				*	Screw, Button Head, Socket, 1/4"-20 UNF x 7/8" (22,2 mm) lg.	Stainless Steel, UNS-S30400				1
	*	*			Clapper Hex Nut 3/8"-16 UNC	Stainless Steel	1	1		
			*	*	Clapper Hex Nut 1/2"-13 UNC	Stainless Steel			1	1
12	--	--	--	--	Seat	Brass	1	1	1	1
13	--	--	--	--	Pipe Plug	Cast Iron	2	2	2	2

-- Indicates replacement part not available

* Replacement part only available in a Sub-Assembly, as indicated below.

SUB-ASSEMBLY

3, 4, 7-11	08518	08519	08520	08521	Clapper Assembly
------------	-------	-------	-------	-------	------------------

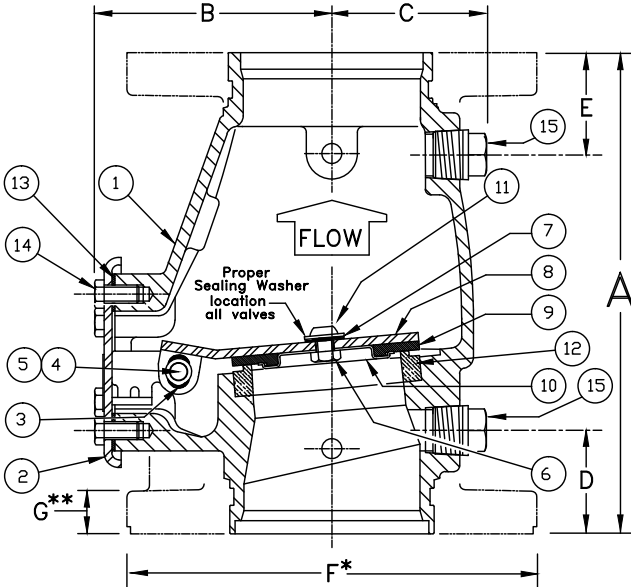
Note: Clapper Assembly is a single bolt style with Ryton bushings for the hinge pin.



REPLACEMENT PARTS

SWING CHECK VALVE
MODEL D-1 & G-1

Manufactured		
Model D-1	2-1/2"	1992 -
Model G-1	3", 4", 6" & 8"	1994 -



SIZE	A	B	C	D	E	F	G**
2-1/2" (65mm)	9" (228,6)	4-1/2" (114,3)	2-5/8" (66,7)	2" (50,8)	2" (50,8)	Flg-Flg Not Available	
3" (80mm)	10-1/8" (257)	4-13/16" (122,2)	2-11/16" (68,3)	2-9/32" (58,1)	2-9/32" (58,1)	Flg-Flg Not Available	
4" (100mm)	10-5/8" (269,9)	5-3/16" (131,8)	3-1/8" (79,4)	2-1/4" (57,2)	2-1/4" (57,2)	9" (228,6)	15/16" (23,81)
6" (150mm)	13-3/8" (340)	6-13/16" (173,3)	4-1/16" (103,2)	2-1/4" (57,2)	2-1/4" (57,2)	11" (279,4)	1" (25,4)
8" (200mm)	17" (431,8)	8-13/16" (223,4)	5" (127)	2-1/2" (63,4)	2-7/8" (73,0)	13-1/2" (342,9)	1-1/8" (28,58)

Dimensions shown in parentheses are millimeters.

** 4", 6", and 8" valves are manufactured with sculptured flanges.
Dimension indicates thickness of flange at bolt holes.

ITEM NO.	PART NUMBER					DESCRIPTION	MATERIAL	NO. REQ'D				
	D-1 2-1/2" (DN65)	G-1 3" (DN80)	G-1 4" (DN100)	G-1 6" (DN150)	G-1 8" (DN200)			2-1/2"	3"	4"	6"	8"
1	--	--	--	--	--	Body	Ductile Iron, ASTM A536 (65-45-12)	1	1	1	1	1
2	--	--	--	--	--	Cover Assembly, 175 PSI WWP	E-Coated HSLA Steel A715 and Stainless Steel, UNS-S30400	1	1	1	1	1
	--	--	--	--	--	Cover Assembly, 250 PSI WWP	E-Coated HSLA Steel A715 and Stainless Steel UNS-S30400	1	1	1	1	1
3	07576	07576	07576	07576	None	Bushing	Lubricomp 189 Ryton	2	2	2	2	0
4	05355A	05355A	04900A	04991A	05334A	Clapper Hinge Pin	Stainless Steel UNS-S30400	1	1	1	1	1
5	05445A	05445A	05445A	05445A	05369A	Hinge Pin Retaining Ring	Stainless Steel UNS-S15700	2	2	2	2	2
6	01755A					Clapper Hex Jam Nut #10-24 UNC	Stainless Steel UNS-S30400	1	0	0	0	0
		08159	08159			Clapper Hex Jam Nut 3/8"-24 UNF	Stainless Steel UNS-S30400	0	1	1	0	0
				08144	08144	Clapper Hex Jam Nut 1/2"-20 UNC	Stainless Steel UNS-S30400	0	0	0	1	1
7	06595A	08158	08158	08143	08143	Sealing Washer	EPDM and Stainless Steel	1	1	1	1	1
8	*	*	*	*	*	Clapper	Teflon [®] Coated HR Steel UNS-G10180	1	1	1	1	1
9	*	*	*	*	*	Clapper Rubber	EPDM, ASTM D2000	1	1	1	1	1
10	*	*	*	*	*	Clapper Rubber Retainer	Stainless Steel UNS-S30400	1	1	1	1	1
11	06595A					H.H.C. Screw #10-24 UNC x 1/2" (12.7 mm) lg.	Stainless Steel UNS-S30400	1	0	0	0	0
		10194	10194			Screw, Button Head, Socket, 3/8" - 24 UNF x 1/2" (12.7 mm) lg.	Stainless Steel UNS-S30400	0	1	1	0	0
				10308		Screw, Button Head, Socket, 1/2" - 20 UNF x 3/4" (19.1 mm) lg.	Stainless Steel UNS-S30400	0	0	0	1	1
					10686	Screw, Button Head, Socket, 1/2" - 20 UNF x 7/8" (22.2 mm) lg.	Stainless Steel UNS-S30400	0	0	0	0	1
12	--	--	--	--	--	Seat	Brass UNS-C84400	1	1	1	1	1
13	05354B	05354B	04649B	04992B	05339C	Cover Gasket	EPDM, ASTM D2000	1	1	1	1	1
14	01517A	01517A	01517A			H.H.C. Screw 3/8"-16 UNC x 3/4" (19.1 mm) lg.	Steel, Zinc Plated	4	4	6	0	0
				04993A		H.H.C. Screw 1/2"-13 UNC x 7/8" (22.2 mm) lg.	Steel, Zinc Plated	0	0	0	6	0
					01922A	H.H.C. Screw 5/8"-11 UNC x 1-1/4" (31.8 mm) lg.	Steel, Zinc Plated	0	0	0	0	6
15	--	--	--	--	--	1/2" (15 mm) NPT Pipe Plug	Steel	2	2	2	0	0
	--	--	--	--	--	3/4" (20 mm) NPT Pipe Plug	Steel	0	0	0	2	2

-- Indicates replacement part is not available

* Indicates replacement part only available in a Sub-Assembly listed below.

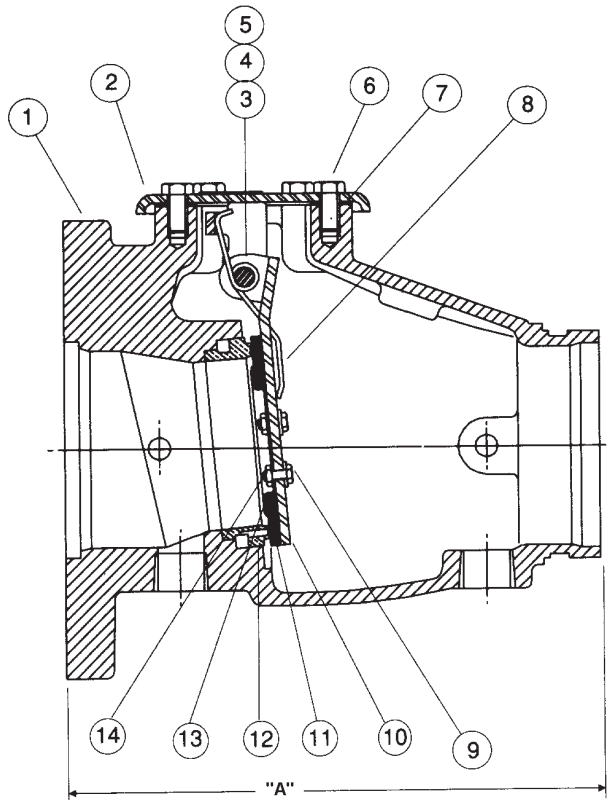
Sub-Assemblies

3, 6-11	05499B	08518	08519	08520	08521	Clapper Assembly
9 & 10	--	14864	14865	14866	--	Replacement Clapper Rubber Kit*



REPLACEMENT PARTS

CHECK VALVE
MODEL E-3 VDS



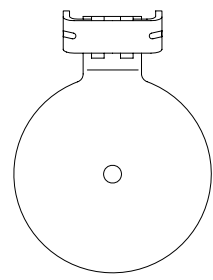
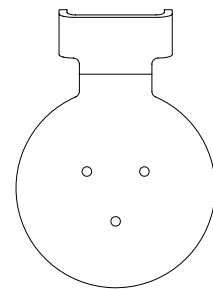
Manufactured
E-3

- 3" - 1997 - 2003
- 4" - 1997 - 2003
- 6" - 1997 - 2003
- 8" - 1997 - 2003

Valve Take Out

"A" Dimension

- 3" (DN75) - 10-1/8" (257mm)
- 4" (DN100) - 10-5/8" (270mm)
- 6" (DN150) - 13-3/8" (340mm)
- 8" (DN200) - 17" (432mm)



Original Clapper Assembly

Replacement Clapper Assembly

NOTE: The clapper assembly is different than on original valve. New clapper assembly has a single bolt style with Ryton bushings for hinge pin.

ITEM NO.	PART NUMBER				DESCRIPTION	MATERIAL	NO. REQ'D			
	3" (DN80)	4" (DN100)	6" (DN150)	8" (DN200)			3"	4"	6"	8"
1	--	--	--	--	Body	Cast Ductile Iron	1	1	1	1
2	--	--	--	--	Cover Assembly w/Data Plate	HSLA Stl./St.	1	1	1	1
3	05355A	04900A	04991A	05334A	Hinge Pin	Stainless Steel	1	1	1	1
4	05445A	05445A	05445A	05369A	Retaining Ring	Stainless Steel	2	2	2	2
5	--	--	--	--	Hinge Pin Washer	Stainless Steel		2	2	
6	01517A	01517A			3/8-16 x 3/4 Lg. Hex Head Cap Screw	Zinc Plated Steel	4	6		
			04993A		1/2-13 x 7/8 Lg. Hex Head Cap Screw	Zinc Plated Steel			6	
				01922A	5/8-11 x 1-1/4 Lg. Hex Head Cap Screw	Zinc Plated Steel				6
7	05354B	04649B	04992B	05339C	Cover Gasket	SBR Rubber	1	1	1	1
8	06021B	05939B	05940B	05952B	Torsion Spring	Stainless Steel	1	1	1	1
9	*	*			Sealing Washer 3/8" x 1" O.D.	EPDM & Stainless Steel	1	1		
			*	*	Sealing Washer 1/2" x 1-1/8" O.D.	EPDM & Stainless Steel			1	1
	*	*			Screw, Button Head, Socket, 3/8"-24 UNF x 1/2" (12.7 mm) lg.	Stainless Steel, UNS-S30400	1	1		
			*		Screw, Button Head, Socket, 1/4"-20 UNF x 3/4" (19.0 mm) lg.	Stainless Steel, UNS-S30400			1	
			*	Screw, Button Head, Socket, 1/4"-20 UNF x 7/8" (22.2 mm) lg.	Stainless Steel, UNS-S30400				1	
10	*	*	*		Clapper	H.R. Steel	1	1	1	
				*	Clapper	Stainless Steel				1
11	*	*	*	*	Clapper Rubber	EPDM/Stl. St.	1	1	1	1
12	--	--	--	--	Seat	Cast Brass	1	1	1	1
13	*	*	*	*	Rubber Retainer	Stainless Steel	1	1	1	1
14	*	*			Clapper Hex Nut 3/8"-16 UNC	Stainless Steel	1	1		
			*	*	Clapper Hex Nut 1/2"-13 UNC	Stainless Steel			1	1

--Indicates replacement part not available

* Indicates replacement part only available in a Sub-Assembly, as indicated below.

SUB-ASSEMBLY

9-11, 13, 14	09916	09397	09421	09917	Clapper Assembly
--------------	-------	-------	-------	-------	------------------

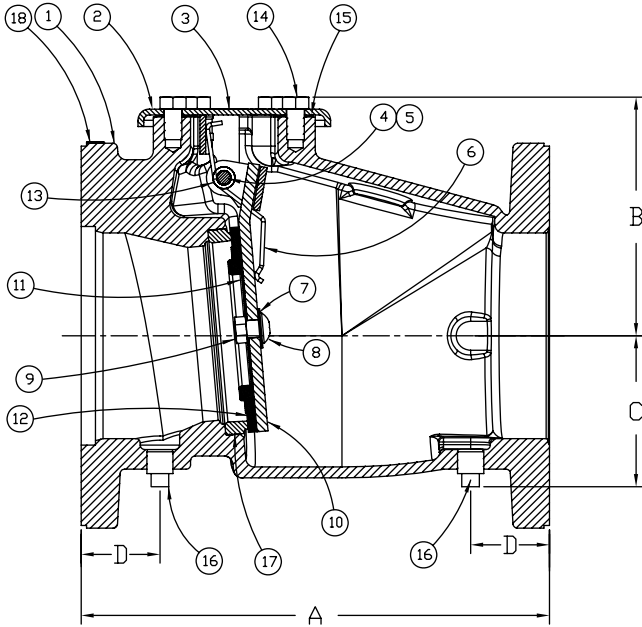
Note: Clapper assembly is single bolt style with Ryton bushings for hinge pin.



REPLACEMENT PARTS

**SWING CHECK VALVE
MODEL F-2 VDS**

Manufactured 2004 -



SIZE	A	B	C	D
3" (DN 80)	9-1/2" (241,3)	4-3/4" (120,7)	2-3/4" (69,9)	2-1/4" (57,2)
4" (DN 100)	10-5/8" (269,9)	5-3/16" (131,8)	3-3/8" (85,7)	2-1/4" (57,2)
6" (DN 150)	13-5/8" (346,1)	6-3/4" (171,5)	4-3/8" (111,1)	2-1/4" (57,2)
8" (DN 200)	17" (431,8)	8-3/4" (222,3)	5-3/8" (136,5)	2-7/8" (73,0)

Dimensions shown in parentheses are millimeter.

Dimensions are approximate.

* For availability of Flanged-Flanged or Grooved-Grooved options, refer to Table 1.

ITEM NO.	PART NUMBERS				DESCRIPTION	MATERIAL	NO. REQ'D			
	3" (DN80)	4" (DN100)	6" (DN150)	8" (DN200)			3"	4"	6"	8"
1	--	--	--	--	Body	Ductile Iron, 65-45-12	1	1	1	1
2	--	--	--	--	Cover Assembly	ASTM A715 Grade 50 HSLA Steel and Stainless Steel UNS-S30400	1	1	1	1
3	--	--	--	--	Plate, Data	Aluminum Etched	1	1	1	1
4	05355A	04900A	04991A	05334A	Pin, Hinge	Stainless Steel UNS-S30400	1	1	1	1
5	05445A	05445A	05445A	05334A	Ring, Retaining	Stainless Steel UNS-S15700	2	2	2	2
6	06021B	05939B	05940B	05952B	Spring, Torsion	Stainless Steel UNS-30200	1	1	1	1
7	08158	08158	08143	08143	Washer, Sealing	Stainless Steel & EPDM	1	1	1	1
8	10194	10194	10308	10686	Screw	Stainless Steel UNS-S30400	1	1	1	1
9	08159	08159	08144	08144	Nut	Stainless Steel UNS-S30400	1	1	1	1
10	*	*	*	*	Clapper	HR Steel UNS-G10180	1	1	1	1
11	*	*	*	*	Retainer	Stainless Steel UNS-S30400	1	1	1	1
12	*	*	*	*	Rubber	EPDM ASTM D2000	1	1	1	1
13	07576	07576	07576	--	Bushing	Lubricomp 189 Ryton w/Celanese PPS Resin	2	2	2	--
14	01517A	01517A	--	--	Screw, H.H.C. 3/8-16 x 3/4 Lg.	Steel, SAE Grade 2, ASTM A307, Zinc Plated	4	6	--	--
	--	--	04993A	--	Screw, H.H.C. 1/2-13 x 7/8 Lg.	Steel, SAE Grade 5, ASTM A449	--	--	6	--
	--	--	--	01922A	Screw, H.H.C. 5/8-11 x 1-1/4 Lg.	Steel, SAE Grade 2, ASTM A307, Zinc Plated	--	--	--	6
15	05354B	04649B	04992B	05339C	Gasket, Cover	Black EPDM, ASTM D2000	1	1	1	1
16	--	--	--	--	Plug, Pipe 1/2" NPT	Steel	2	2	2	2
17	--	--	--	--	Seat	Brass, UNS-C84400	1	1	1	1
18	--	--	--	--	Plate, PN10/16 Flange Ident.	Aluminum	2	2	2	--
	--	--	--	--	Plate, PN10 Flange Ident.	Aluminum	--	--	--	2
	--	--	--	--	Plate, PN16 Flange Ident.	Aluminum	--	--	--	2

-- Indicates part is not available

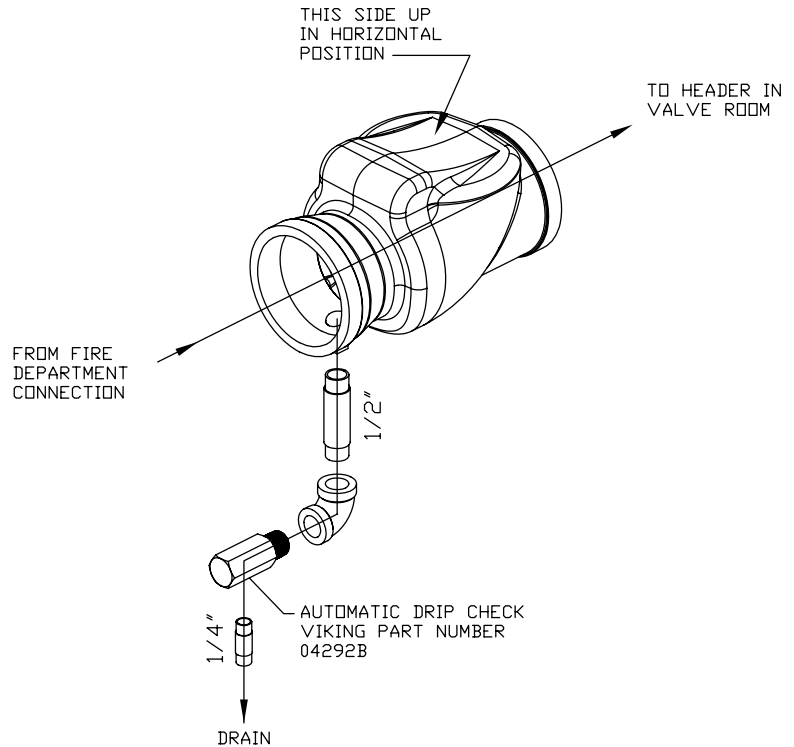
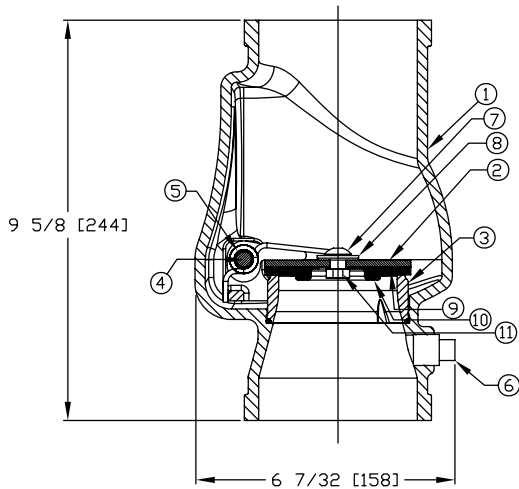
* Indicates part is available in a Sub-Assembly only--see Sub-Assembly list.

SUB-ASSEMBLIES AVAILABLE

7-13	09916	09398	09421	09917	Clapper Assembly
7-9, 11,12,15	09912	09913	09914	09915	Replacement Rubber Kit

	REPLACEMENT PARTS	CHECK VALVE MODEL M-2
---	--------------------------	----------------------------------

Manufactured 2006 -



ITEM NO.	PART NUMBER	DESCRIPTION	MATERIAL	NO. REQ'D.
1	--	Body	Ductile Iron, 64-45-12	1
2	--	Clapper Assembly	Stainless Steel, UNS-S30400	1
3	--	Seat	Brass, UNS-C83600	1
4	--	Pin Hinge, Clapper	Stainless Steel, UNS-S30300	1
5	--	Spring	Stainless Steel, UNS-S30200	1
6	--	Plug, 1/2" Galvanized	Galvanized Steel	1
7	*	Screw, Socket Head, 3/8-24 x 1/2"	Stainless Steel, UNS-S30400	1
8	*	Sealing Washer, 3/8"	EPDM & Stainless Steel	1
9	*	Rubber	EPDM	1
10	*	Retainer	Stainless Steel, UNS-S30400	1
11	*	Jam Nut, 3/8"-24	Stainless Steel, UNS-S30400	1

Note: -- Indicates replacement part not available.

* Indicates part is available in Sub-Assembly only--see Sub-Assembly list.

SUB-ASSEMBLY LIST

7 - 11	13508	Rubber Repair Kit
--------	-------	-------------------



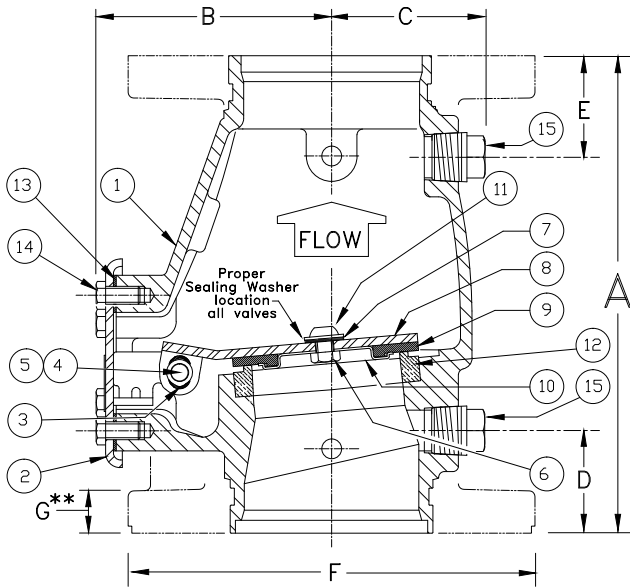
REPLACEMENT PARTS

EASY RISER® SWING CHECK VALVE MODELS E-1 & F-1

Manufactured

Model E-1 1992 -

Model F-1 1994 -



SIZE	A	B	C	D	E	F	G**
2-1/2" (65mm)	9" (228,6)	4-1/2" (114,3)	2-5/8" (66,7)	2" (50,8)	2" (50,8)	Flg-Flg Not Available	
3" (80mm)	10-1/8" (257)	4-13/16" (122,2)	2-11/16" (68,3)	2-9/32" (58,1)	2-9/32" (58,1)	7-7/8" (200)	25/32" (20)
4" (100mm)	10-5/8" (269,9)	5-3/16" (131,8)	3-1/8" (79,4)	2-1/4" (57,2)	2-1/4" (57,2)	9" (228,6)	15/16" (23,81)
6" (150mm)	13-3/8" (340)	6-13/16" (173,3)	4-1/16" (103,2)	2-1/4" (57,2)	2-1/4" (57,2)	11" (279,4)	1" (25,4)
8" (200mm)	17" (431,8)	8-13/16" (223,4)	5" (127)	2-1/2" (63,4)	2-7/8" (73,0)	13-1/2" (342,9)	1-1/8" (28,58)

Dimensions shown in parentheses are millimeter.

* For availability of Flg X Flg, Flg X Grv, or Grv X Grv options refer to Table 1.

** 4", 6", and 8" valves are manufactured with sculptured flanges. Dimension indicates thickness of flange at bolt holes.

ITEM NO.	PART NUMBER					DESCRIPTION	MATERIAL	NO. REQ'D				
	E-1 2-1/2" (DN65)	F-1 3" (DN80)	F-1 4" (DN100)	F-1 6" (DN150)	F-1 8" (DN200)			2-1/2"	3"	4"	6"	8"
1	--	--	--	--	--	Body	Ductile Iron, ASTM A536 (65-45-12)	1	1	1	1	1
2	--	--	--	--	--	Cover Assembly	E-Coated HSLA Steel A715 and Stainless Steel UNS-S30400	1	1	1	1	1
3	07576	07576	07576	07576	None	Bushing	Lubricomp 189 Ryton	2	2	2	2	0
4	05355A	05355A	04900A	04991A	05334A	Clapper Hinge Pin	Stainless Steel UNS-S30400	1	1	1	1	1
5	05445A	05445A	05445A	05445A	05369A	Hinge Pin Retaining Ring	Stainless Steel UNS-S15700	2	2	2	2	2
6	01755A					Clapper Hex Jam Nut #10-24 UNC	Stainless Steel UNS-S30400	1	0	0	0	0
		08159	08159			Clapper Hex Jam Nut 3/8"-24 UNF	Stainless Steel UNS-S30400	0	1	1	0	0
				08144	08144	Clapper Hex Jam Nut 1/2"-20 UNF	Stainless Steel UNS-S30400	0	0	0	1	1
7	--	08158	08158	08143	08143	Sealing Washer	EPDM and Stainless Steel	1	1	1	1	1
8	*	*	*	*	*	Clapper	Teflon® Coated HR Steel UNS-G10180	1	1	1	1	1
9	*	*	*	*	*	Clapper Rubber	EPDM, ASTM D2000	1	1	1	1	1
10	*	*	*	*	*	Clapper Rubber Retainer	Stainless Steel UNS-S30400	1	1	1	1	1
11	06595A					H.H.C. Screw, #10-24 UNC x 1/2" (12.7 mm) lg.	Stainless Steel UNS-S30400	1	0	0	0	0
		10194	10194			Screw, Button Head, Socket, 3/8" - 24 UNF x 1/2 (12.7 mm) lg.	Stainless Steel UNS-S30400	0	1	1	0	0
				10308		Screw, Button Head, Socket, 1/2" - 20 UNF x 3/4 (19.1 mm) lg.	Stainless Steel UNS-S30400	0	0	0	1	0
					10686	Screw, Button Head, Socket, 1/2" - 20 UNF x 7/8 (22.2 mm) lg.	Stainless Steel UNS-S30400	0	0	0	0	1
12	--	--	--	--	--	Seat	Brass UNS-C84400	1	1	1	1	1
13	05354B	05354B	04649B	04992B	05339C	Cover Gasket	EPDM, ASTM D2000	1	1	1	1	1
14	01517A	01517A	01517A			Screw, Hex Head Cap, 3/8" - 16 UNC x 3/4 (19.1 mm) lg.	Steel, Zinc Plated	4	4	6	0	0
				04993A		Screw, Hex Head Cap, 1/2" - 13 x 7/8 (22.2 mm) lg.	Steel, Zinc Plated	0	0	0	6	0
					01922A	Screw, Hex Head Cap, 5/8" - 11 UNC x 1-1/4" (31.8 mm) lg.	Steel, Zinc Plated	0	0	0	0	6
15	--	--	--	--	--	1/2" (15 mm) NPT Pipe Plug	Steel	2	2	2	2	2

-- Indicates replacement part is not available

* Indicates replacement part only available in a Sub-Assembly listed below.

Sub-Assemblies

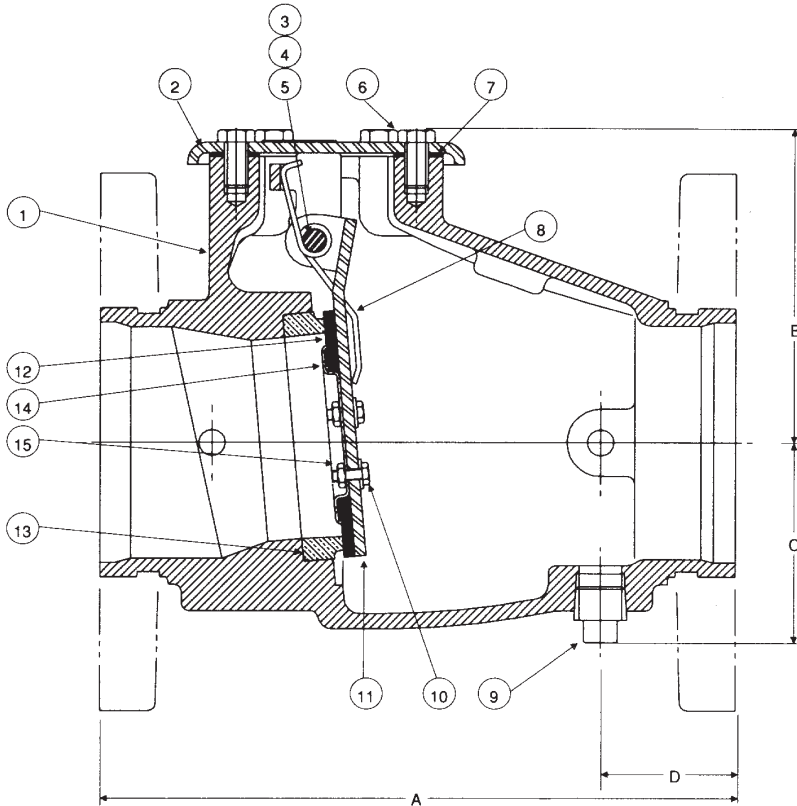
3, 6-11	05499B	08518	08519	08520	08521	Clapper Assembly
6, 7, 9-11, 13	06343A	08522	08523	08524	08525	Replacement Rubber Kit



REPLACEMENT PARTS

**EASY RISER® SWING
CHECK VALVE OBSOLETE
MODELS E-1**

Manufactured 1989 - 1995



Size	A	B	C	D
2-1/2" (DN65)	9" (229 mm)	4-1/2" (114 mm)	2-5/8" (67 mm)	2" (51 mm)
3" (DN80)	9-1/2" (241 mm)	4-3/4" (121 mm)	2-3/4" (70 mm)	2" (51 mm)
4" (DN100)	10-5/8" (270 mm)	5-3/16" (132 mm)	3-3/8" (86mm)	2-1/8" (54 mm)
6" (DN150)	13-5/8" (346 mm)	6-3/4" (172 mm)	4-3/8" (111 mm)	2-1/4" (57 mm)

ITEM NO.	PART NUMBER			DESCRIPTION	MATERIAL	NO. REQ'D		
	3" (DN80)	4" (DN100)	6" (DN150)			3"	4"	6"
1	--	--	--	Body	Ductile Iron	1	1	1
2	--	--	--	Cover Assembly	HSLA Stainless Steel	1	1	1
3	05355A	04900A	04991A	Hinge Pin	Stainless Steel	1	1	1
4	05445A	05445A	05445A	Retaining Ring	Stainless Steel	2	2	2
5	--	--	--	Pin Washer	Stainless Steel	0	2	2
6	01517A	01517A		3/8-16 x 3/4 Lg. H.H.C. Screw	Zinc Plated Steel	4	6	0
			04993A	1/2-13 x 7/8 Lg. H.H.C. Screw	Zinc Plated Steel	0	0	6
7	05354B	04649B	04992B	Cover Gasket	SBR Rubber	1	1	1
8	06021B	05939B	05940B	Torsion Spring	Stainless Steel	1	1	1
9	01925S	01925S	01925S	Pipe Plug, 1/2"	Cast Iron	1	1	1
10	*	*		Sealing Washer 3/8" x 1" O.D.	EPDM & Stainless Steel	1	1	
			*	Sealing Washer 1/2" x 1-1/8" O.D.	EPDM & Stainless Steel			1
	*	*		Screw, Button Head, Socket, 3/8"-24 UNF x 1/2" (12,7 mm) lg.	Stainless Steel, UNS-S30400	1	1	
			*	Screw, Button Head, Socket, 1/4"-20 UNF x 3/4" (19,0 mm) lg.	Stainless Steel, UNS-S30400			1
11	*	*	*	Clapper	HRS	1	1	1
				Clapper	Stainless Steel	0	0	0
12	*	*	*	Clapper Rubber	E.P.D.M.	1	1	1
13	--	--	--	Seat	Brass	1	1	1
14	*	*	*	Rubber Retainer	Stainless Steel	1	1	1
15	*	*		Clapper Hex Nut 3/8"-16 UNC	Stainless Steel	1	1	
			*	Clapper Hex Nut 1/2"-13 UNC	Stainless Steel			1

-- Indicates replacement part not available

* Indicates replacement part only available in a Sub-Assembly, as indicated below.

SUB-ASSEMBLY

6, 10-12 14, 15	08518	08519	08520	Clapper Assembly
--------------------	-------	-------	-------	------------------


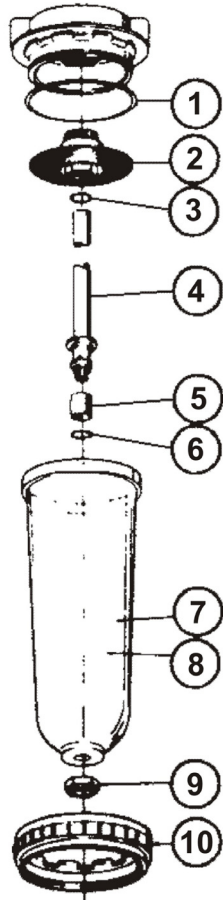
Note: Clapper is single bolt style with Ryton bushings for hinge pin.



REPLACEMENT PARTS

DEHYDRATOR
PART NO. 01285A
(OBSOLETE)

Manufactured 1971 - 2011



← Bowl Guard Required
 11

ITEM NO.	PART NUMBER	DESCRIPTION	NO. REQ'D
1	*	O-Ring	1
2	02229A	Screen w/ Support	1
3	*	Top O-Ring	1
4	*	Tube Assembly	1
5	*	Screen	1
6	*	Bottom O-Ring	1
7	02233A	Bowl	1
8	16855	Desiccant	1
9	--	Nut	1
10	02844A	Clamp Ring	1
11	03429A	Bowl Guard	1
12	--	Mounting Bracket Assembly	2
SUB-ASSEMBLIES			
1,3,6	06138A	O-Ring Kit	
4,5	02845A	Tube Assembly and Screen	

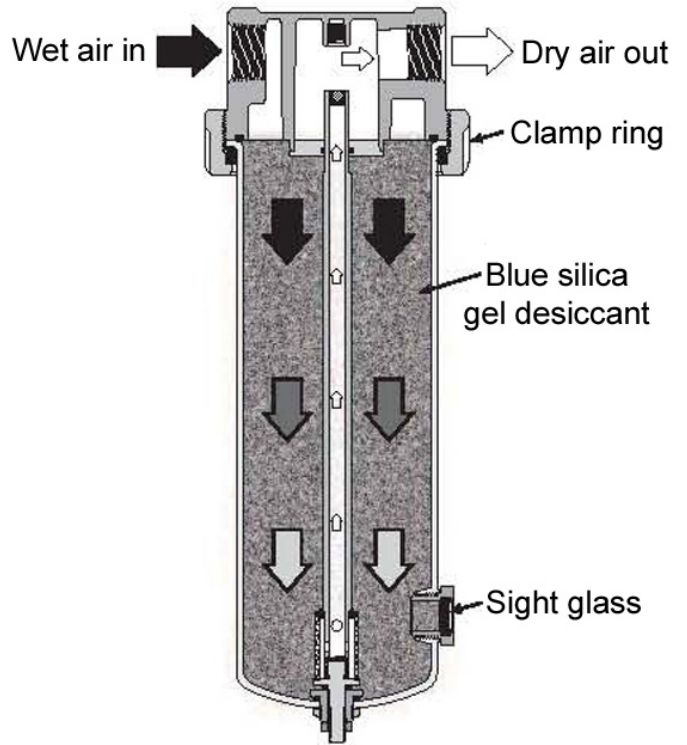
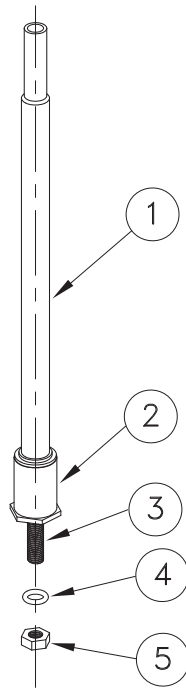


REPLACEMENT PARTS

DEHYDRATOR

PART NO. 16854

Manufactured 2011 -



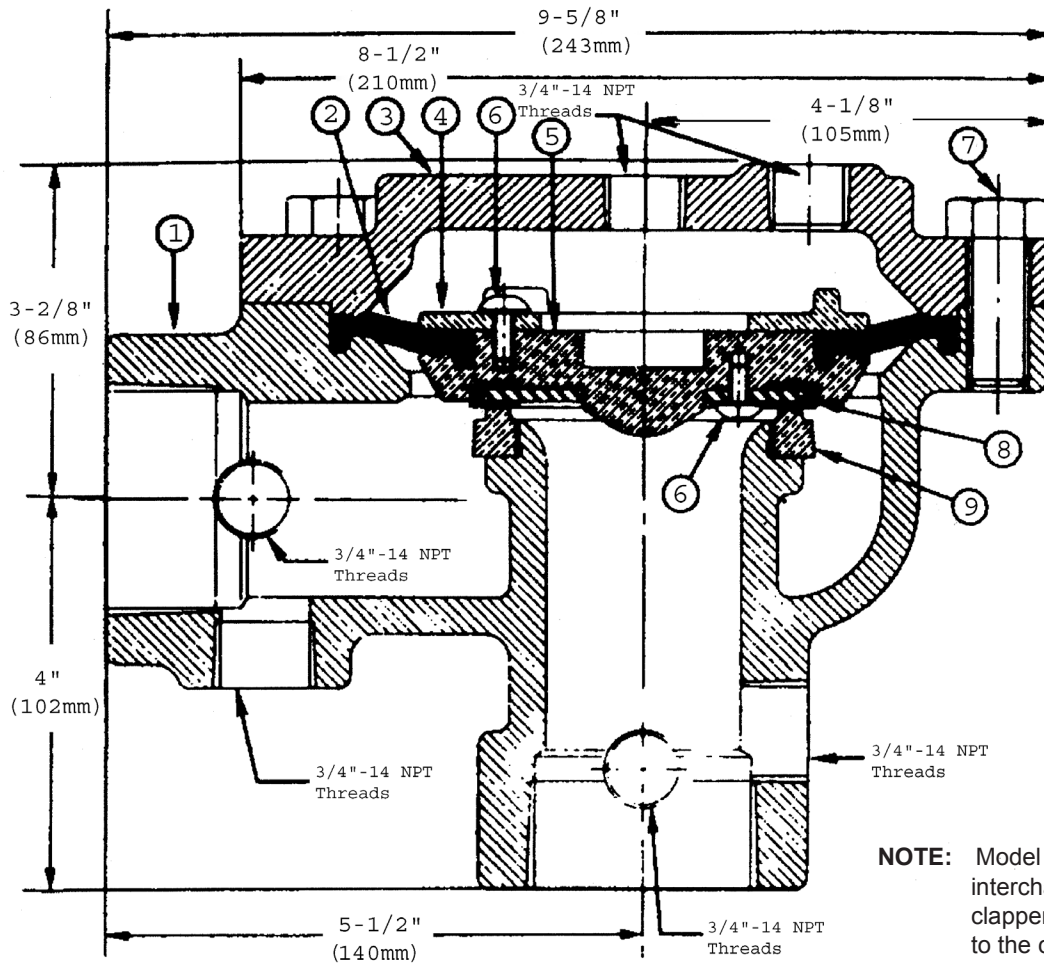
REPLACEMENT PARTS			
ITEM NO.	PART NO.	DESCRIPTION	NO. REQ'D
1	*	Flow Tube	1
2	*	Screen	1
3	*	Adapter Nut	1
4	*	O-Ring	1
5	*	Retainer Nut	1
6	16855	Desiccant (2.5-lb. bag)	1
7	16856	Mounting Bracket Assembly	2
--Indicates replacement part not available			
* Indicates replacement part available as a sub-assembly only.			
SUB-ASSEMBLY			
1-5	16857	Replacement Parts Kit	



REPLACEMENT PARTS

**DELUGE VALVE
MODEL D-5
2" (DN50)**

Manufactured 1979 - 1985



NOTE: Model D-5 Clapper Assembly is interchangeable with Model D-4 clapper. The rubbers are bonded to the clapper on Model D-4. Use Model D-5 Clapper Assembly for replacement.

ITEM NO.	PART NUMBER	DESCRIPTION	MATERIAL	NO. REQ'D.
1	--	Body	Cast Iron	1
2	04223B	Diaphragm Rubber	EPDM	1
3	--	Cover	Cast Iron	1
4	*	Clamp Ring	Brass	1
5	*	Clapper	Brass	1
6	02494A	Screw, RHP 10-24 x 1/2	Stainless Steel	8
7	01922A	Screw, H.H.C. 5/8-11 UNC x 1-1/4	Steel	6
8	04225B	Seat Rubber	EPDM/Stainless Steel	1
9	--	Seat	Bronze	1

--Indicates replacement part not available

* Indicates replacement part only available in Sub-Assembly listed below.

SUB-ASSEMBLY

2, 4-6, 8	04221B	Clapper Assembly		
-----------	--------	------------------	--	--

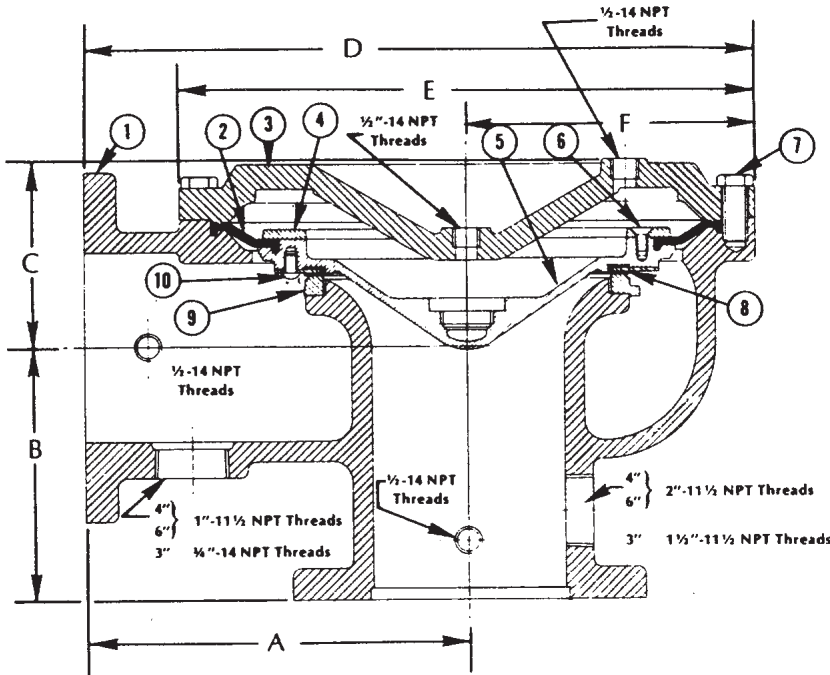


REPLACEMENT PARTS

**DELUGE VALVE
MODEL D-5**

3" (DN80), 4" (DN100), 6" (DN150)

Manufactured
3" 1974 - 1985
4" 1973 - 1985
6" 1972 - 1984



NOTE: Model D-5 Clapper Assembly is interchangeable with Model D-4 clapper. The rubbers are bonded to the clapper on Model D-4. Use Model D-5 Clapper Assembly for replacement.

Valve Size	A	B	C	D	E	F
3" (DN75)	7" (177,8 mm)	5" (127 mm)	3-3/4" (96,8 mm)	12-3/8" (314,3 mm)	10-3/4" (273 mm)	5-3/8" (136,5 mm)
4" (DN100)	8-1/2" (215,9 mm)	6-1/2" (165 mm)	4-3/4" (120,6 mm)	15-1/2" (393,7 mm)	14" (335,6 mm)	7" (177,8 mm)
6" (DN150)	12" (304,8 mm)	8" (203 mm)	5-7/8" (149,2 mm)	21-1/8" (536,5 mm)	8-1/4" (209,5 mm)	9-1/8" (231,7 mm)

ITEM NO.	PART NUMBER			DESCRIPTION	MATERIAL	NO. REQ'D		
	3" (DN80)	4" (DN100)	6" (DN150)			3" (DN80)	4" (DN100)	6" (DN150)
1	--	--	--	Body	Cast Iron	1	1	1
2	02492C	02377B	01974C	Diaphragm Rubber	EPDM	1	1	1
3	--	--	--	Cover	Cast Iron	1	1	1
4	02493B	02378B	05704B	Clamp Ring	Bronze UNS-C84400	1	1	1
5	08846N	08844N	08570N	Clapper	Ductile Iron 65-45-12 Teflon Coated	1	1	1
6	02494A			Screw, R.H.P. 10-24 X 1/2"	Stainless Steel UNS-S30400	6		
		02383A		Screw, H.H.C. 5/16-18 X 1/2"	Stainless Steel UNS-S30400		8	
			01977A	Screw, F.H.S. 3/8-16 X 3/4"	Stainless Steel UNS-S30400			12
7	01923A			Screw, H.H.C. 3/4-10 X 1-1/2"	Steel	8		
		13576	13576	Screw, H.H.C. 3/4-10 X 1-3/4"	Steel		10	15
8	02497B	02382B	02176B	Seat Rubber	EPDM / Stainless Steel	1	1	1
9	--	--	--	Seat	Bronze	1	1	1
10	02496A			Screw, H.H.C. 10-24 X 3/8"	Stainless Steel UNS-S30400	6		
		02383A		Screw, H.H.C. 5/16-18 X 1/2"	Stainless Steel UNS-S30400		8	
			07932	Screw, H.H.C. 3/8-16 X 1/2"	Stainless Steel UNS-S30400			12

--Indicates no replacement part available

SUB-ASSEMBLY

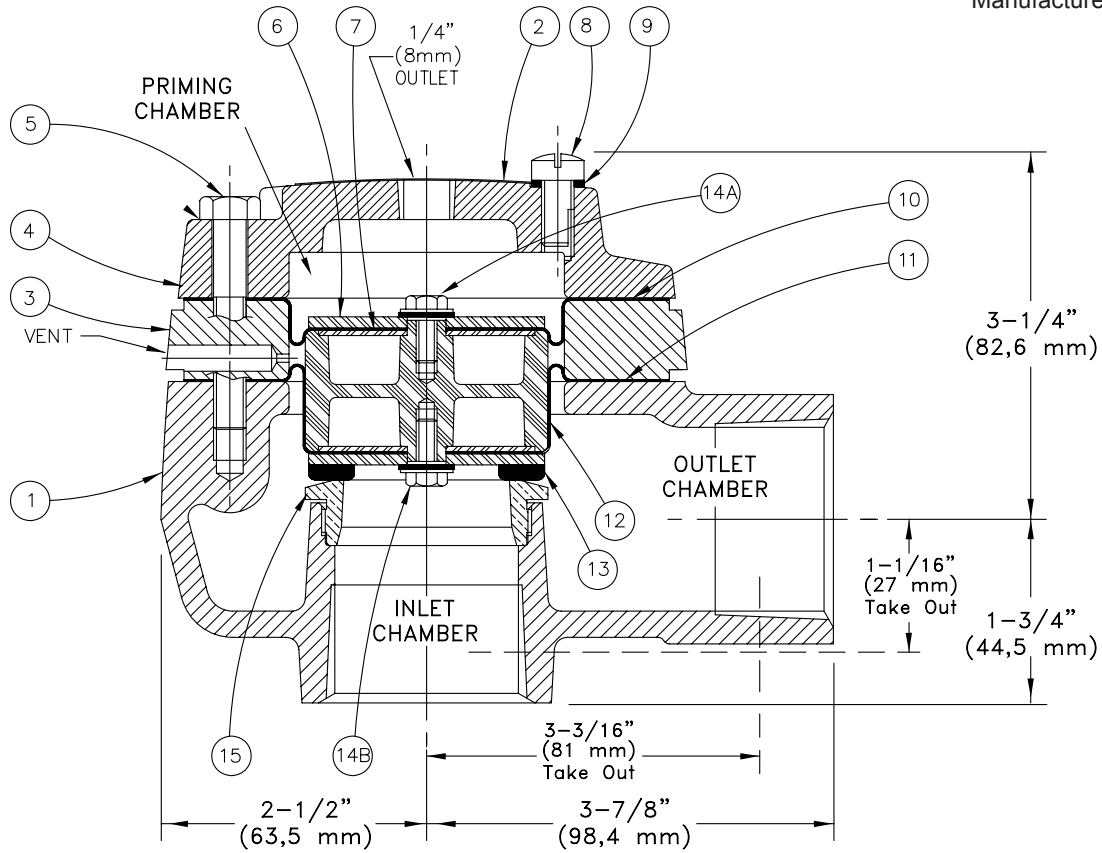
2, 4-6, 8, 10	02491B	02376B	R8402315B	Clapper Assembly
---------------	--------	--------	-----------	------------------



REPLACEMENT PARTS

**DELUGE VALVE
MODEL E-1
1-1/2" (DN40)**

Manufactured 1984 - 1997



ITEM NO.	PART NUMBER	DESCRIPTION	MATERIAL	NO. REQ'D
1	--	Body	Ductile Iron 60-40-18	1
2	--	Cover Label	Aluminum	1
3	--	Spacer	Ductile Iron 65-45-12	1
4	--	Cover	Ductile Iron 60-40-18	1
5	04838A	Screw, H.H.C., 5/16 -18 x 2" Lg.	Steel	4
6	04211A	Clamp Plate	Stainless Steel UNS-S30400, 12 gauge	1
7	04692A	End Plate	Stainless Steel UNS-S30400, 18 gauge	2
8	03914A	Vent Screw	Brass	1
9	03915A	Vent Screw Washer	Polypropylene	1
10	--	Upper Diaphragm	Polyester Fabric and EPDM Elastomer	1
11	--	Lower Diaphragm	Polyester Fabric and EPDM Elastomer	1
12	04547B	Piston	Polycarbonate RTP 301	1
13	04928A	Clapper Assembly	Stainless Steel UNS-S30400, 12 gauge & EPDM	1
14A & B	06595A	Screw and Sealing Washer Assembly	Stainless Steel / Neoprene UNS-S30400	2
15	--	Seat	Brass UNS-C84400	1

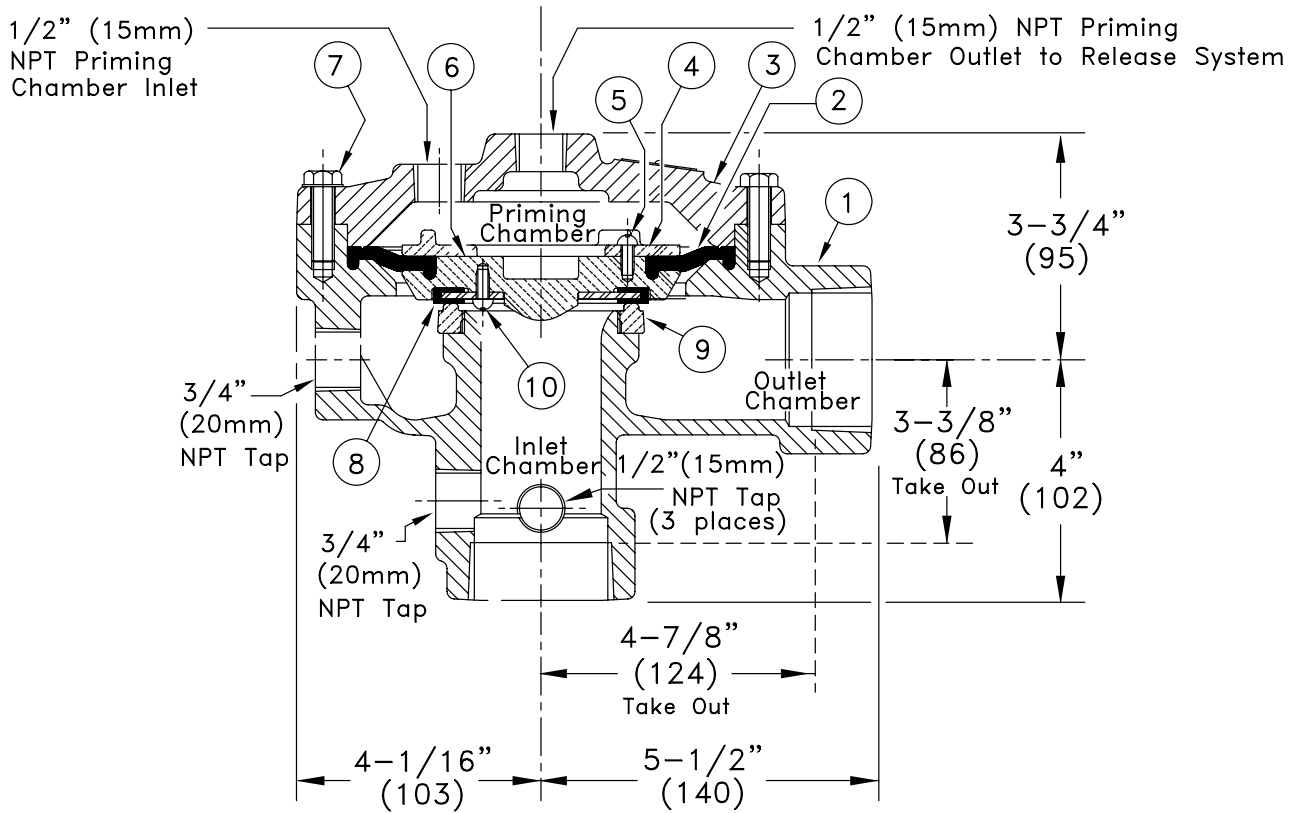
--Indicates replacement part not available



REPLACEMENT PARTS

**DELUGE VALVE
MODEL E-1
2" (DN50)**

Manufactured
175 PSI 1985 - 1999
250 PSI 1999 -



ITEM NO.	PART NUMBER	DESCRIPTION	MATERIAL	NO. REQ'D
1	--	Body	Ductile Iron 65-45-12	1
2	04223B	Diaphragm Rubber	EPDM, ASTM D2000	1
3	--	Cover	Ductile Iron 65-45-12	1
4	04224B	Clamp Ring	Bronze UNS-C84400	1
5	02494A	Screw, R.H. #10-24 x 1/2" lg.	Stainless Steel UNS-S30200	4
6	07046B	Clapper	Bronze UNS-C84400	1
7	05855A	Screw, H.H.C. 3/8-16 x 1-1/8" lg.	Steel	8
8	04225B	Seat Rubber Assembly	EPDM/Stainless Steel UNS-S30400	1
9	--	Seat	Bronze UNS-C84400	1
10	02494A	Screw, R.H. #10-24 x 1/2" lg.	Stainless Steel UNS-S30200	4

--Indicates replacement part not available

SUB-ASSEMBLY

2, 4-8, 10	13395	Clapper Assembly Kit		
------------	-------	----------------------	--	--

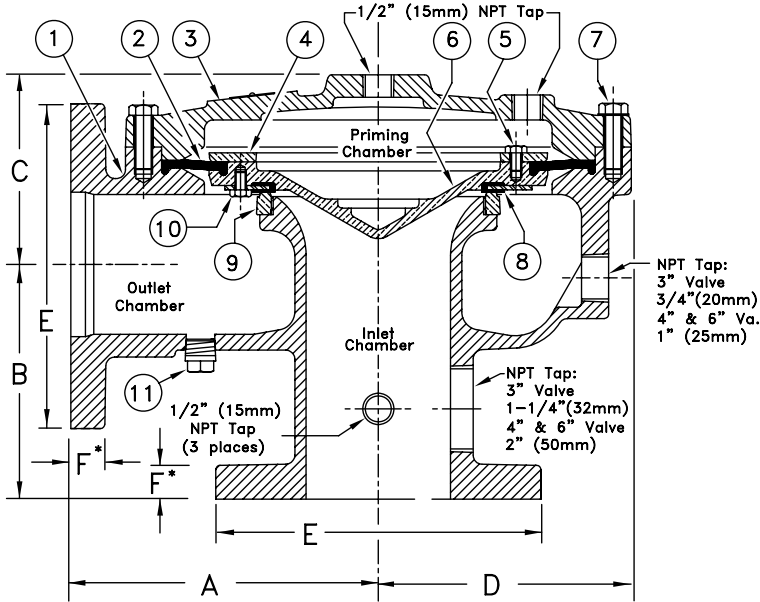


REPLACEMENT PARTS

**DELUGE VALVE
MODEL E-1
3" (DN80), 4" (DN100), 6" (DN150)**

175 PSI Manufactured
3" 1985 - 1999
4" 1985 - 1999
6" 1984 - 1999

250 PSI Manufactured
3" 1999 -
4" 1999 -
6" 1999 -



SIZE	A	B	C	D	E	F*
3" (80mm)	7" (178)	5" (127)	4-1/4" (108)	5-3/8" (137)	7-1/2" (190,5)	3/4" (19,05)
4" (100mm)	9" (229)	6-1/2" (165)	5-1/4" (133)	7" (178)	9" (228,6)	15/16" (23,81)
6" (150mm)	12" (305)	8" (203)	7" (178)	9-1/8" (232)	11" (279,4)	1" (25,4)

Dimensions shown in parentheses are mm.
*4" & 6" valves are manufactured with sculptured flanges.
Dimension indicates thickness of flange at bolt holes.

ITEM NO.	PART NUMBER			DESCRIPTION	MATERIAL	NO. REQ'D		
	3" (DN80)	4" (DN100)	6" (DN150)			3" (DN80)	4" (DN100)	6" (DN150)
1	--	--	--	Body	Ductile Iron 60-40-18 or 65-45-12	1	1	1
2	02492C	02377B	01974C	Diaphragm Rubber	EPDM, ASTM D2000	1	1	1
3	--	--	--	Cover	Ductile Iron 65-45-12	1	1	1
4	02493B	02378B	05704B	Clamp Ring	Brass UNS-C84400	1	1	1
5	02494A			Screw, R.H., No. 10-24 x 1/2" (12.7 mm) lg.	Stainless Steel UNS-S30200	6		
		08217		Screw, H.H.C., 5/16" - 18 x 1/2" (12.7 mm) lg.	Monel		8	
			02454A	Screw, H.H.C., 3/8"-16 x 5/8" (15.9 mm) lg.	Stainless Steel UNS-S30200			12
6	08846N	08844N	08570N	Clapper	Ductile Iron 65-45-12 Teflon® Coated	1	1	1
7	02169A			Screw, H.H.C., 1/2"-13 x 1-1/4" (31.8 mm) lg.	Steel	10		
		02200A		Screw, H.H.C., 1/2"-13 x 1-1/2" (38.1 mm) lg.	Steel		12	
			05707A	Screw, H.H.C., 5/8"-11 x 1-3/4" (44.5 mm) lg.	Steel			15
8	02497B	02382B	02176B	Seat Rubber Assembly	EPDM/Stainless Steel UNS-S30400	1	1	1
9	--	--	--	Seat	Brass UNS-C84400	1	1	1
10	02496A			Screw, R.H., 10-24 x 3/8" (9.5 mm) lg.	Stainless Steel	6		
		08217		Screw, H.H.C., 5/16" - 18 x 1/2" (12.7 mm) lg.	Monel		8	
			07932	Screw, H.H.C., 3/8"-16 x 1/2" (12.7 mm) lg.	Stainless Steel			12
11	--	--	--	Plug, 1/2" NPT	Steel	1	1	1

--Indicates replacement part not available

Sub-Assembly

2, 4-8, 10	13397	13399	13482	Clapper Assembly Kit
------------	-------	-------	-------	----------------------

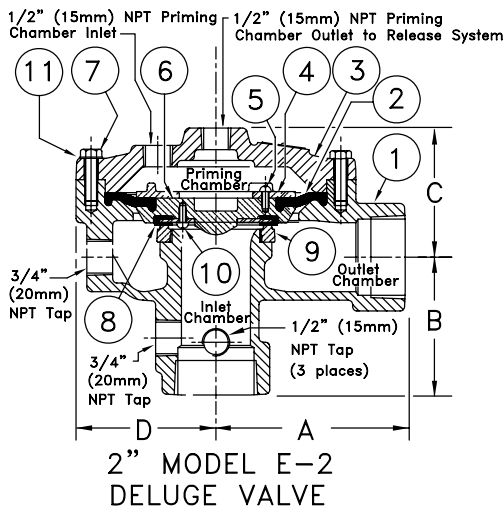


REPLACEMENT PARTS

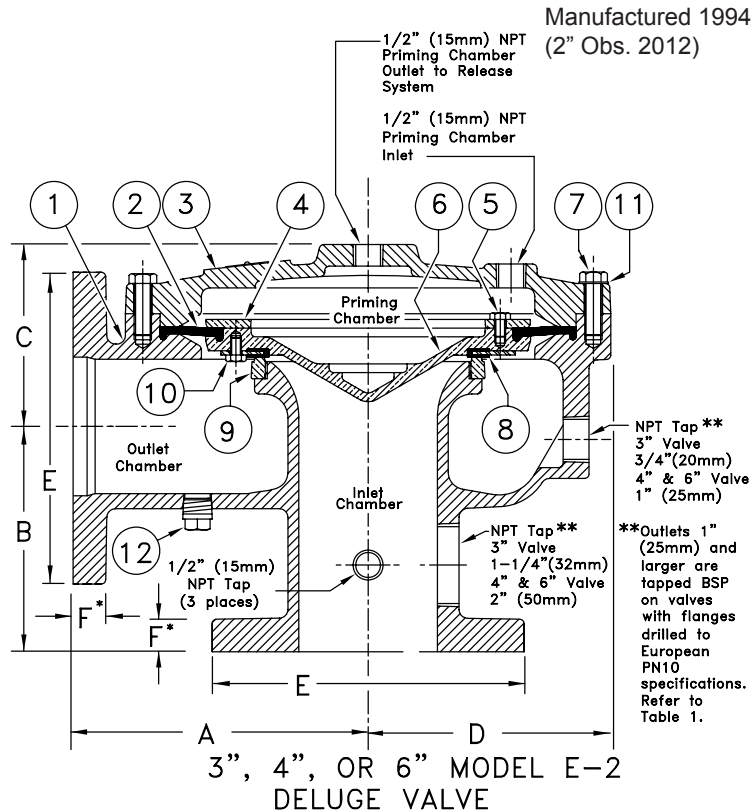
DELUGE VALVE HALAR®
COATED MODEL E-2
2" (DN50) - 6" (DN150)

SIZE	A	B	C	D	E	F*
2" (DN50)	5-1/2" (140)	4" (102)	3-3/4" (95)	4-1/16" (103)	N/A	N/A
3" (DN80)	7" (178)	5" (127)	4-1/4" (108)	5-3/8" (137)	7-1/2" (190,5)	3/4" (19,05)
4" (DN100)	9" (229)	6-1/2" (165)	5-1/4" (133)	7" (178)	9" (228,6)	15/16" (23,81)
6" (DN150)	12" (305)	8" (203)	7" (178)	9-1/8" (232)	11" (279,4)	1" (25,4)

Dimensions shown in parentheses are millimeter.
*4" & 6" valves manufactured with sculptured flanges.
Dimension indicates thickness of flange at bolt holes.



2" MODEL E-2
DELUGE VALVE



Manufactured 1994 -
(2" Obs. 2012)

3", 4", OR 6" MODEL E-2
DELUGE VALVE

ITEM NO.	PART NUMBERS				DESCRIPTION	MATERIAL	NO. REQ'D			
	2" (DN50)	3" (DN80)	4" (DN100)	6" (DN150)			2" (DN50)	3" (DN80)	4" (DN100)	6" (DN150)
1	—	—	—	—	Body	Halar® Coated Ductile Iron: 60-40-18 or 65-45-12	1	1	1	1
2	04223B	02492C	02377B	01974C	Diaphragm Rubber	EPDM ASTM D-2000	1	1	1	1
3	--	--	--	--	Cover	Ductile Iron Ductile Iron: 65-45-12	1	1	1	1
4	04224BN	02493BN	02378BN	05704BN	Clamp Ring	Teflon® Coated Brass UNS-C84400	1	1	1	1
5	08214				Screw, R.H., No. 10-24 x 1/2" (12.7 mm) Lg.	#400 Monel	4			
		08214			Screw, R.H., No. 10-24 x 1/2" (12.7 mm) Lg.	#400 Monel		6		
			08217		Screw, H.H.C., 5/16"-18 x 1/2" (12.7 mm) Lg.	#400 Monel			8	
				08218	Screw, H.H.C., 3/8"-16 x 5/8" (15.9 mm) Lg.	#400 Monel				12
6	07046BN	08846N	08844N	08570N	Clapper	Teflon® Coated Brass UNS-C84400 or Ductile Iron: 65-45-12	1	1	1	1
7	08091				Screw, H.H.C., 3/8" - 16 x 1-1/8" (28.6 mm) Lg.	Stainless Steel UNS-S30400	8			
		08081			Screw, H.H.C., 1/2"-13 x 1-1/4" (31.8 mm) Lg.	Stainless Steel UNS-S30400		10		
			08083		Screw, H.H.C., 1/2"-13 x 1-1/2" (38.1 mm) Lg.	Stainless Steel UNS-S30400			12	
				08085	Screw, H.H.C., 5/8"-11 x 1-3/4" (44.5 mm) Lg.	Stainless Steel UNS-S30400				15
8	04225B	02497B	02382B	02176B	Seat Rubber	EPDM ASTM D-2000/Stainless Steel UNS-S30400	1	1	1	1
9	—	—	—	—	Seat	Plated Brass UNS-C84400	1	1	1	1
10	08214				Screw, R.H., No. 10-24 x 1/2" (12.7 mm) Lg.	# 400 Monel	4			
		08215			Screw, R.H., No. 10-24 x 3/8" (9.5 mm) Lg.	# 400 Monel		6		
			08217		Screw, H.H.C., 5/16"-18 x 1/2" (12.7 mm) Lg.	# 400 Monel			8	
				08882	Screw, H.H.C., 3/8" - 16 x 1/2" (12.7 mm) Lg.	# 400 Monel				12
11	08412	08413	08413	08414	Washer	300 Series Stainless Steel	8	10	12	15
12	None	—	—	—	Plug, 1/2" (15 mm) NPT	Stainless Steel	--	1	1	1

-- Indicates replacement part not available

SUB-ASSEMBLY LIST

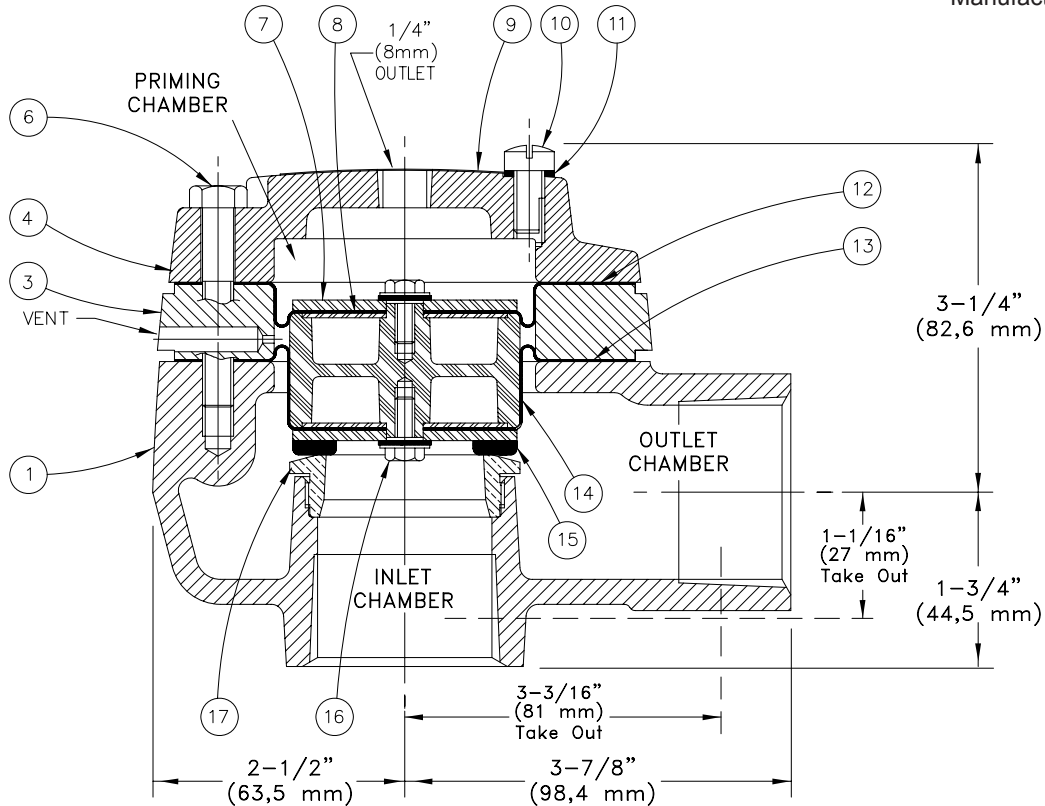
2, 4-8, 10, 11	14021	13398	13481	13483	Clapper Assembly Kit
----------------	-------	-------	-------	-------	----------------------



REPLACEMENT PARTS

**DELUGE VALVE
MODEL E-3
1-1/2" (DN40)**

Manufactured 1997 -



ITEM NO.	PART NUMBER	DESCRIPTION	MATERIAL	NO. REQ'D.
1	--	Body	Ductile Iron 65-45-12	1
3	--	Spacer	Ductile Iron 65-45-12	1
4	--	Cover	Ductile Iron 60-40-18	1
6	04838A	Hex Head Cap Screw 5/16-18 X 2"	Steel	4
7	04211A	Clamp Plate	Stainless Steel UNS-S30400, 12 gauge	1
8	04692A	End Plate	Stainless Steel UNS-S30400, 18 gauge	2
9	--	Cover Label	Aluminum	1
10	03914A	Vent Screw	Brass	1
11	03915A	Vent Screw Washer	Polypropylene	1
12	04212B	Upper Diaphragm	Polyester Fabric and EPDM Elastomer	1
13	09865	Lower Diaphragm	Polyester Fabric and EPDM Elastomer	1
14	04547B	Piston	Polycarbonate RTP 301	1
15	04928A	Clapper Assembly	Stainless Steel UNS-S30400, 12 gauge & EPDM	1
16	06595A	Screw and Sealing Washer Assembly	Stainless Steel UNS-S30400/Neoprene	2
17	--	Seat	Brass UNS-C84400	1

--Indicates replacement part not available

SUB-ASSEMBLY

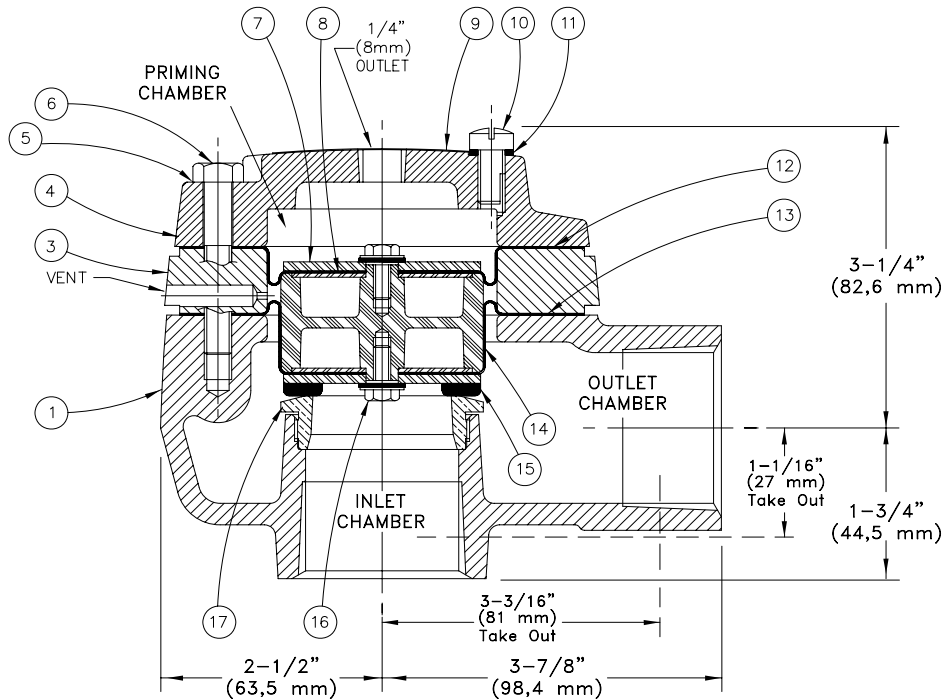
12, 13, 15, 16	09951	Diaphragm Repair Kit
6-8, 12-16	13486	Clapper Assembly Kit



REPLACEMENT PARTS

**DELUGE VALVE HALAR®
COATED MODEL E-4
1-1/2" (DN40)**

Manufactured 1994 - 2012



ITEM NO.	PART NUMBER	DESCRIPTION	MATERIAL	NO. REQ'D
1	--	Body	Ductile Iron 65-45-12, Halar® Coated	1
2	08318	Lithium Grease	Lithium Grease	-
3	--	Spacer	Ductile Iron 65-45-12, Halar® Coated	1
4	--	Cover	Ductile Iron 60-40-18, Halar® Coated	1
5	--	Washer	Stainless Steel	4
6	04838A	HHC Screw 5/16-18 X 2" lg.	Stainless Steel UNS-S30400	4
7	04211A	Clamp Plate	Stainless Steel UNS-S30400, 12 gauge	1
8	04692A	End Plate	Stainless Steel UNS-S30400, 18 gauge	2
9	--	Cover Label	Aluminum	1
10	--	Vent Screw	# 400 Monel	1
11	03915A	Vent Screw Washer	Polypropylene	1
12	04212B	Upper Diaphragm	Polyester Fabric and EPDM Elastomer	1
13	09865	Lower Diaphragm	Polyester Fabric and EPDM Elastomer	1
14	04547B	Piston	Polycarbonate RTP 301	1
15	04928A	Clapper Assembly	Stainless Steel UNS-S30400, 12 g. & EPDM	1
16	06595A	Screw and Sealing Washer Assembly	Stainless Steel UNS-S30400/Neoprene	2
17	--	Seat	Brass UNS-C84400, Electroless Nickel, Tin Plated	1

-- Indicates replacement part not available

SUB-ASSEMBLY LIST

6-8, 12-16	13486	Clapper Assembly Kit
------------	-------	----------------------

Note: Do not damage coating, or complete valve replacement will be required.

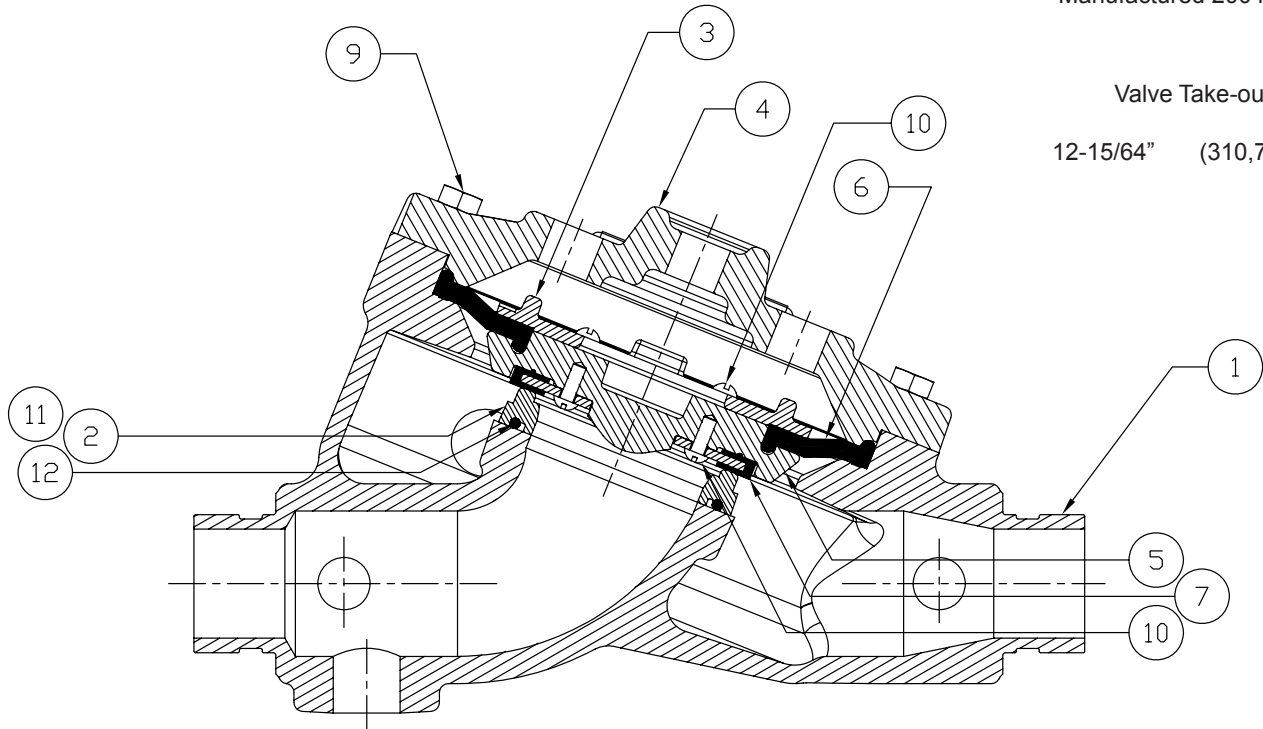


REPLACEMENT PARTS

**DELUGE VALVE MODEL F-1
1-1/2" (DN40) & 2" (DN50)**

Manufactured 2004 -

Valve Take-out
12-15/64" (310,7 mm)



ITEM NO.	PART NUMBER 1-1/2" & 2" (DN40 & DN50)	DESCRIPTION	MATERIAL	NO. REQ'D	
				1-1/2" (DN40)	2" (DN50)
1	--	Body	Ductile Iron, Grade 65-45-12	1	1
2	*	Seat	Brass, UNS-C84400	1	1
3	04224B	Ring Clamp, Upper Diaphragm	Brass, UNS-C84400	1	1
4	--	Cover	Ductile Iron, Grade 65-45-12	1	1
5	07046BN	Clapper	Brass, UNS-C84400	1	1
6	12055	Upper Diaphragm	EPDM - ASTM D-2000	1	1
7	04225B	Rubber Seat Assembly	EPDM - ASTM D-2000/Stainless Steel UNS-S30400, 11 gauge	1	1
8	--	Data Plate	Aluminum Etched	1	1
9	05855A	Screw, H.H.C. ¹ , 3/8-16 x 1-1/8 (29 mm)	Steel, SAE-Grade 5, ASTM A449	8	10
10	02494A	Screw, R.H. ² , 10-24 x 1/2 (12.7 mm)	Stainless Steel, UNS-S30200	8	8
11	*	Screw, R.H. ² , 10-24 x 5/8 (16 mm)	Stainless Steel, UNS-S30200	4	4
12	*	O-Ring	EPDM	1	1
-- Indicates no replacement part available					
* Indicates part available only in a Sub-Assembly, as indicated below					
SUB-ASSEMBLY					
2, 11-12	14711-2	Seat Replacement Kit*			
3, 5-7, 9, 10	13498	Clapper Assembly Kit			

¹ Hex Head Cap Screw

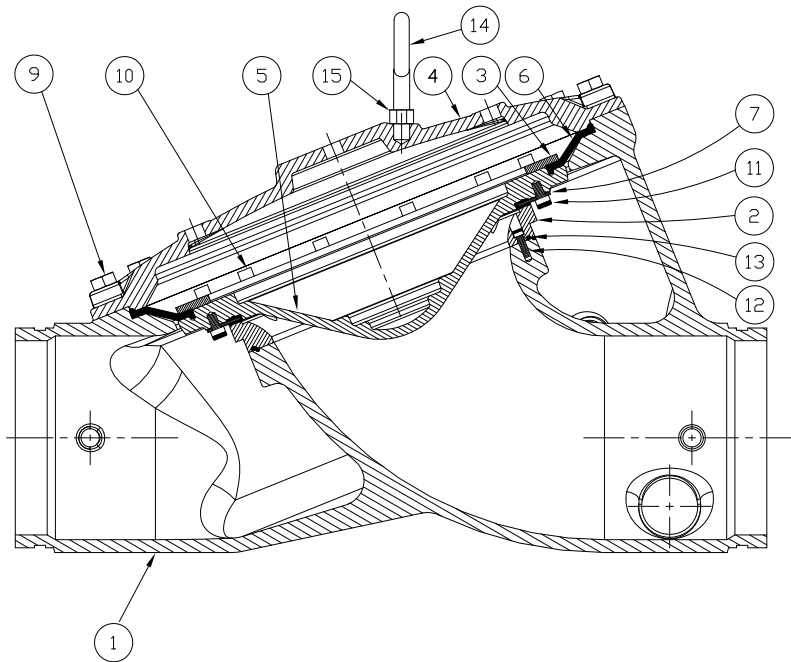
² Round Head, Phillips Drive Screw

*NOTE: Includes o-ring lubricant to be added to ring groove in seat.



REPLACEMENT PARTS

**DELUGE VALVE MODEL F-1
2-1/2" (DN65), 3" (DN80), 4"
(DN100), 6" (DN150) & 8" (DN200)**



Manufactured
2-1/2" 2005 -
3", 4" & 6" 2002 -
8" 2000 -

Valve Take-out

2-1/2" - 15-1/8" (384.1 mm)
3" - 15-1/8" (384.1 mm)
4" - 19-1/2" (495.3 mm)
6" - 24-3/8" (619.1 mm)
8" - 29-1/2" (749.3 mm)

ITEM NO.	PART NUMBER				DESCRIPTION	MATERIAL	NO. REQ'D.			
	2-1/2" (DN65) & 3" (DN80)	4" (DN100)	6" (DN150)	8" (DN200)			2-1/2" (DN65) & 3" (DN80)	4" (DN100)	6" (DN150)	8" (DN200)
1	--	--	--	--	Body	Ductile Iron	1	1	1	1
2	*	*	*	*	Seat	Brass	1	1	1	1
3	02493B	02378B	05704B	10514	Ring Clamp, Upper Diaphragm	Brass Casting	1	1	1	1
4	--	--	--	--	Cover	Ductile Iron 65-45-12	1	1	1	1
5	08846N	08844N	08570N	10518N/B	Clapper	Ductile Iron 65-45-12, Teflon® Powder Coated	1	1	1	1
6	12012	11560	11561	10510	Upper Diaphragm	EPDM - ASTM D-2000	1	1	1	1
7	02497B	02382B	02176B	10512	Rubber Seat Assembly	EPDM - ASTM D-2000	1	1	1	1
8	--	--	--	--	Data Plate	Aluminum Etched	1	1	1	1
9	02169A				Screw, H.H.C. ¹ , 1/2-13 x 1-1/4 (32)	Steel, SAE-Grade 5, ASTM A449	10			
		02200A			Screw, H.H.C. ¹ , 1/2-13 x 1-1/2 (38)	Steel, SAE-Grade 5, ASTM A307-90		12		
10			05707A	05707A	Screw, H.H.C. ¹ , 5/8-11 x 1-3/4 (44)	Steel, SAE Grade 5, ASTM A307-90			15	16
	02496A				Screw, R.H. ³ , 10-24 x 3/8 (9.5)	Stainless Steel UNS-S30200	6			
		02383A			Screw, H.H.C. ¹ , 5/16-18 x 1/2 (13)	Stainless Steel UNS-S30400		8		
			07932		Screw, H.H.C. ¹ , 3/8-16 x 1/2 (13)	Stainless Steel UNS-S30400			12	
11				11022	Screw, S.H.C. ² , 3/8-16 x 3/4 (19.1)	Stainless Steel UNS-S31600				12
	02494A				Screw, R.H. ³ , 10-24 x 1/2 (12.7)	Stainless Steel UNS-S30200	6			
		02383A			Screw, H.H.C. ¹ , 5/16-18 x 1/2 (13)	Stainless Steel UNS-S30400		6		
			02454A		Screw, H.H.C. ¹ , 3/8-16 x 5/8 (16)	Stainless Steel UNS-S30400			12	
12				11021	Screw, S.H.C. ² , 3/8-16 x 1/2 (12.7)	Stainless Steel UNS-S30400				12
	*				Screw, R.H. ³ , 10-24 x 5/8 (16)	Stainless Steel UNS-S30200	4			
		*			Screw, H.H.C. ¹ , 5/16-18 x 1/2 (13)	Stainless Steel UNS-S30400		8		
13		*	*	*	Screw, S.H.C. ² , 1/4-20 x 3/4 (19.1)	Stainless Steel UNS-S31600			8	6
14	*	*	*	*	O-Ring	EPDM	1	1	1	1
15	--	--	--	11570	Eye Bolt, 5/8-11-UNC	Carbon Steel				1
				F01256	Nut, 5/8-11-UNC	Stainless Steel				1

-- Indicates replacement part not available

* Indicates part available only in sub-assembly listed below

SUB-ASSEMBLY

2, 12, 13	14711-3	14711-4	14711-6	14711-8	Seat Replacement Kit*
3, 5-7, 9-11	13488	13490	13492	13484	Clapper Assembly Kit

*Note: Includes o-ring lubricant to be added to ring groove in seat.

¹ Hex Head Cap Screw

² Socket Head Cap Screw, (8" Valve - #10 & 11 must be S.H.C. for clearance with seat)

³ Round Head, Phillips Drive Screw



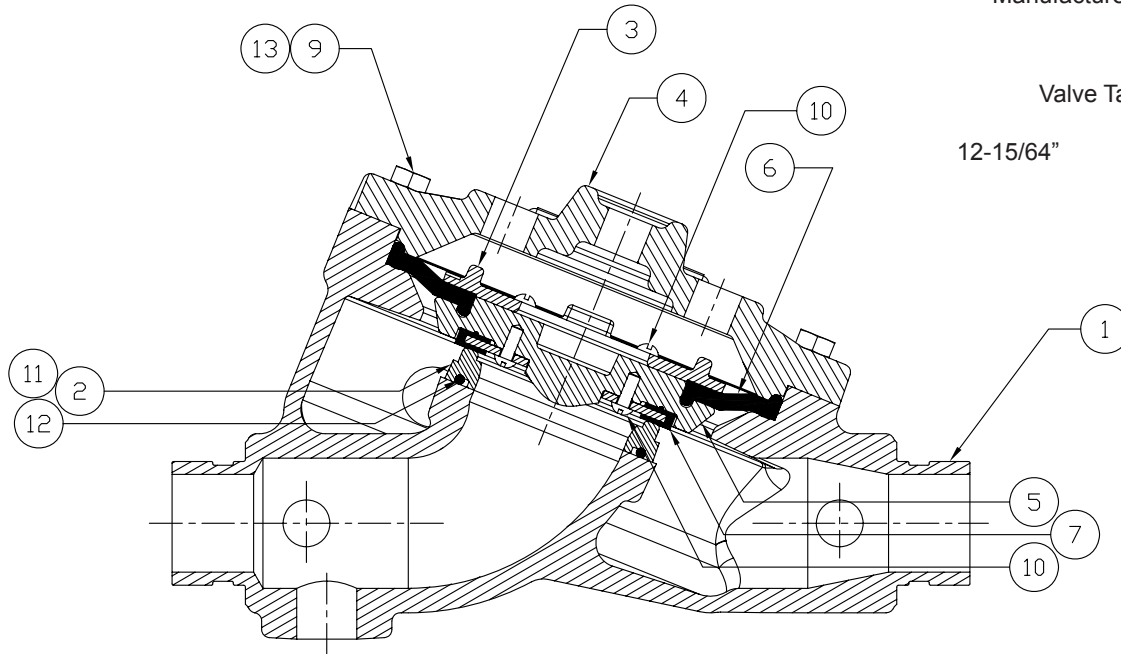
REPLACEMENT PARTS

**DELUGE VALVE HALAR®
COATED MODEL F-2
1-1/2" & 2" (DN40 & DN50)**

Manufactured 2004 -

Valve Take-out

12-15/64" (310.7 mm)



ITEM NO.	PART NUMBER	DESCRIPTION	MATERIAL	NO. REQ'D
	1-1/2" & 2" (DN40 & DN50)			1-1/2" & 2" (DN40 & DN50)
1	--	Body	Ductile Iron 65-45-12, Halar® Coated	1
2	*	Seat	Brass UNS-C84400, Nickel Plated	1
3	04224BN	Ring Clamp, Upper Diaphragm	Brass UNS-C84400, Teflon Coated	1
4	--	Cover	Ductile Iron 65-45-12, Halar® Coated	1
5	07046BN	Clapper	Brass UNS-C84400, Teflon Coated	1
6	12055	Upper Diaphragm	EPDM ASTM D-2000	1
7	04225B	Rubber Seat Assembly	EPDM ASTM D-2000/Stainless Steel UNS-S30400	1
8	--	Data Plate	Aluminum Etched	1
9	08091	Screw, H.H.C. ¹ , 3/8-16x1-1/8 (29 mm)	Stainless Steel UNS-S30400	10
10	08214	Screw, R.H. ² , 10-24 x 1/2 (13 mm)	#400 Monel	8
11	*	Screw, R.H. ² , 10-24 x 5/8 (16 mm)	#400 Monel	4
12	*	O-Ring	EPDM	1
13	08412	Washer	Stainless Steel	12

-- Indicates no replacement part available

* Indicates part available only in sub-assembly listed below

SUB-ASSEMBLY

2, 11-12	14712-2	Seat Replacement Kit*
3, 5-7, 9, 10, 13	13396	Clapper Assembly Kit

¹ Hex Head Cap Screw ² Round Head, Phillips Drive Screw

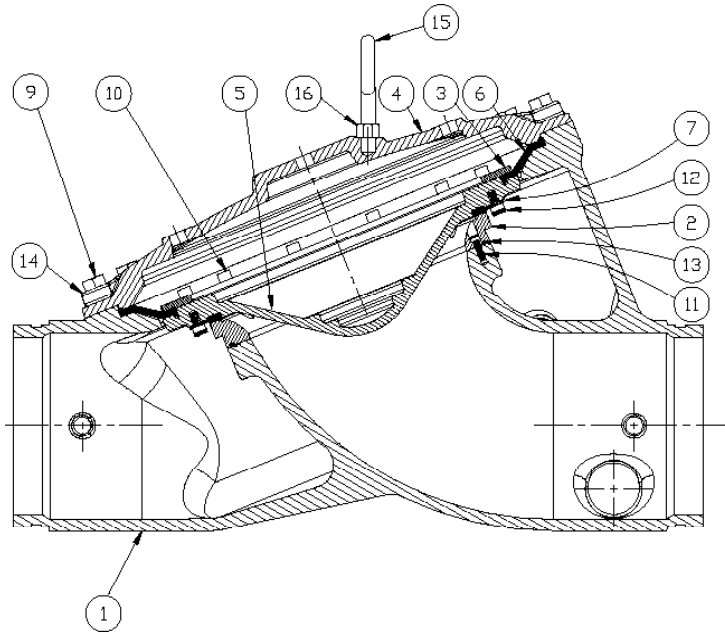
***Note:** Includes o-ring lubricant to be added to ring groove in seat.

Note: Do not damage the coating, or complete valve replacement will be required.



REPLACEMENT PARTS

DELUGE VALVE HALAR® COATED MODEL F-2 2-1/2" - 8" (DN65 - DN200)



Manufactured
 2-1/2" 2005 -
 3", 4", 6" 2002 -
 8" 2000 -

Valve Take-out

2-1/2" - 15-1/8" (384,1 mm)
 3" - 15-1/8" (384,1 mm)
 4" - 19-1/2" (495,3 mm)
 6" - 24-3/8" (619,1 mm)
 8" - 29-1/2" (749,3 mm)

ITEM NO.	PART NUMBER				DESCRIPTION	MATERIAL	NO. REQ'D.			
	2-1/2" (DN65) & 3" (DN80)	4" (DN100)	6" (DN150)	8" (DN200)			2-1/2" (DN65) & 3" (DN80)	4" (DN100)	6" (DN150)	8" (DN200)
1	--	--	--	--	Body	Ductile Iron, Halar® Coated	1	1	1	1
2	*	*	*	*	Seat	Brass UNS-C84400, Electroless Nickel, Tin Plated	1	1	1	1
3	02493BN	02378BN	05704BN	10514N	Ring Clamp, Upper Diaphragm	Teflon® Coated, Bronze UNS-C84400	1	1	1	1
4	--	--	--	--	Cover	Ductile Iron, Halar® Coated	1	1	1	1
5	08846N	08844N	08570N	10518N/B	Clapper	Ductile Iron, Halar® Coated	1	1	1	1
6	12012	11560	11561	10510	Upper Diaphragm	EPDM - ASTM D-2000	1	1	1	1
7	02497B	02382B	02176B	10512	Rubber Seat Assembly	EPDM - ASTM D-2000 & Stainless Steel UNS-S30400	1	1	1	1
8	--	--	--	--	Data Plate	Aluminum Etched	1	1	1	1
9	02169A				Screw, H.H.C. ¹ , 1/2-13 x 1-1/4 (32)	Stainless Steel, UNS-S30400	10			
		02200A			Screw, H.H.C. ¹ , 1/2-13 x 1 1/2 (38)	Stainless Steel, UNS-S30400		12		
			05707A	05707A	Screw, H.H.C. ¹ , 5/8-11 x 1 3/4 (44)	Stainless Steel, UNS-S30400			15	16
10	02496A				Screw, R.H. ³ , 10-24 x 3/8 (9,5)	#400 Monel	6			
		02383A			Screw, H.H.C. ¹ , 5/16-18 x 1/2 (13)	#400 Monel		8		
			07932		Screw, H.H.C. ¹ , 3/8-16 x 1/2 (13)	#400 Monel			12	
				11021	Screw, S.H.C. ² , 3/8-16 x 1/2 (13)	#400 Monel				12
11	02494A				Screw, R.H. ³ , 10-24 x 1/2 (12,7)	#400 Monel	6			
		02383A			Screw, H.H.C. ¹ , 5/16-18 x 1/2 (13)	#400 Monel		8		
			02454A		Screw, H.H.C. ¹ , 3/8-16 x 5/8 (16)	#400 Monel			12	
				11022	Screw, S.H.C. ² , 3/8-16 x 3/4 (19,1)	#400 Monel				12
12	*				Screw, R.H. ³ , 10-24 x 5/8 (16)	#400 Monel	4			
		*			Screw, S.H.C. ² , 10-24 x 3/4 (19,1)	#400 Monel		6		
			*	*	Screw, S.H.C. ² , 1/4-20 x 3/4 (19,1)	#400 Monel			8	6
13	*	*	*	*	O-Ring	#400 Monel	1	1	1	1
14	08413	08413	08414	08414	Washer	300 Series Stainless Steel	10	12	15	16
15				11570	Eye Bolt, 5/8-11-UNC	Carbon Steel				1
16				F01256	Nut, 5/8-11-UNC	Stainless Steel				1

-- Indicates replacement part not available

* Indicates part available only in sub-assembly listed below

SUB-ASSEMBLY

2, 12, 13	14712-3	14712-4	14712-6	14712-8	Seat Replacement Kit*
3, 5-7, 9-11, 14	13488	13490	13492	13484	Clapper Assembly Kit

¹ Hex Head Cap Screw

² Socket Head Cap Screw, (8" Valve - #10 & 11 must be S.H.C. for clearance with seat)

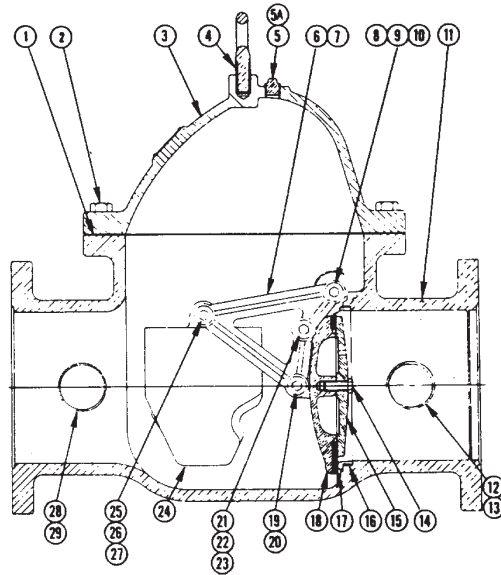
³ Round Head, Phillips Drive Screw

*Note: Includes o-ring lubricant to be added to ring groove in seat.



REPLACEMENT PARTS

**DETECTOR CHECK VALVE
MODEL E-1 & E-2**



Manufactured
 4" 1977 - 1984
 6" 1977 - 1985
 8" 1977 - 1985
 10" 1977 - 1990

Valve Take-out

4" - 16-1/2" (419,1 mm)
 6" - 22-1/2" (571,5 mm)
 8" - 25" (635,0 mm)
 10" - 28" (711,2 mm)

ITEM NO.	PART NUMBER				DESCRIPTION	MATERIAL	NO. REQ'D			
	4" E-1 / E-2	6" E-1 / E-2	8" E-1 / E-2	10" E-1 / E-2			4"	6"	8"	10"
1	R9002074B	R9002099B	R9002125B	R9002125B	Cover Gasket	Reinforced Neoprene	1	1	1	1
2	*				Screw, HHC, 5/8-11 x 2" Lg	Steel	8			
		*	*	*	Screw, HHC, 3/4-10 x 2-1/4" Lg	Steel		10	12	12
3	--	--	--	--	Cover	Cast Iron	1	1	1	1
4	--				Eyebolt, 1/2"	Galvanized Steel	1	1	1	1
5	--	--	--	--	Vent Screw	Brass	1	1	1	1
5A	--	--	--	--	Washer	Polypropylene	1	1	1	1
6	--	--	--	--	Clapper Arm	Cast Bronze	2	2	2	2
7	--	--	--	--	Clapper Arm Bushing	Celcon	2	2	2	2
8	--	--	--	--	Pivot Shaft	Brass	2	2	2	2
9	--	--	--	--	Flat Washer	Stainless Steel	2	2	2	2
10	--	--	--	--	Retaining Ring	Stainless Steel	2	2	2	2
11	--	--	--	--	Body	Cast Iron	1	1	1	1
	--				1" Pipe Plug	Cast Iron	1			
12		--			1-1/2" Pipe Plug	Cast Iron		1		
			--		2" Pipe Plug	Cast Iron			1	1
	--				1 x 3/4" Reducing Bushing	Brass Hex	1			
13		--			1-1/2 x 3/4" Reducing Bushing	Brass Hex		1		
			--		2 x 1" Reducing Bushing	Brass Hex			1	
14	--	--	--	--	Screw	Stainless Steel/Nylok	1	1	1	1
15	--	--	--	--	Clamp Plate	Cast Bronze	1	1	1	1
16	--	--	--	--	Seat	Cast Bronze	1	1	1	1
17	R9002867B	R9002700B	R9002429B	R9002594B	Clapper Rubber	EPDM	1	1	1	1
18	--	--	--	--	Clapper	Cast Bronze	1	1	1	1
19	--	--	--	--	Hinge Pin	Stainless Steel	1	1	1	1
20	--	--	--	--	Retaining Ring	Stainless Steel	2	2	2	2
21	--	--	--	--	Hinge Pin	Stainless Steel	1	1	0	1
22	--	--	--	--	Retaining Ring	Stainless Steel	2	2	2	2
23	--	--	--	--	Clapper Pin	Stainless Steel	0	0	1	0
24	--	--	--	--	Weight	Bronze/Lead	1	1	1	1
25	--	--	--	--	Hinge Pin	Stainless Steel	1	1	1	0
26	--	--	--	--	Retaining Ring	Stainless Steel	2	2	2	2
27	--	--	--	--	Weight Pin	Stainless Steel	0	0	0	1
	--				1" Pipe Plug	Cast Iron (E-1); Brass (E-2)	1			
28		--			1-1/2" Pipe Plug	Cast Iron (E-1); Brass (E-2)		1		
			--		2" Pipe Plug	Cast Iron (E-1); Brass (E-2)			1	1
	--				1 x 3/4" Reducing Bushing	Brass Hex	1			
29		--			1-1/2 x 3/4" Reducing Bushing	Brass Hex		1		
			--		2 x 1" Reducing Bushing	Brass Hex			1	

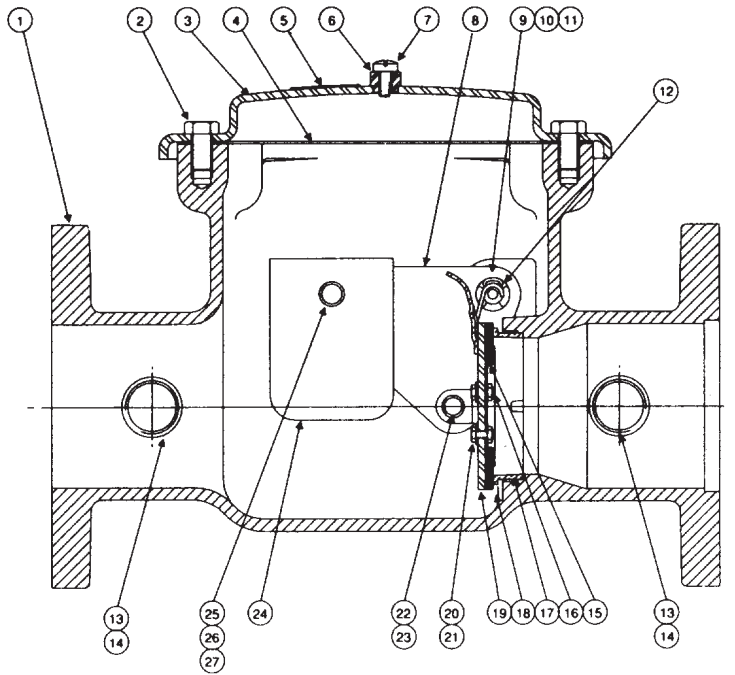
--Indicates replacement part not available

VALVE REPAIR KIT					
1, 2, 17	12573	12574	12575	12576	Replacement Rubber Kit



REPLACEMENT PARTS

DETECTOR CHECK VALVE MODEL F



Manufactured
 4" 1984 - 1993
 6" 1985 - 1993
 8" 1985 - 1993

Valve Take-out

4" - 16-1/2" (419,1 mm)
 6" - 18-1/2" (469,9 mm)
 8" - 21" (533,4 mm)

ITEM NO.	PART NUMBER			DESCRIPTION	MATERIAL	NO. REQ'D		
	4" F-1 & F-2	6" F-1 & -2	8" F-1 & F-2			4"	6"	8"
1	--	--	--	Body	Ductile Iron	1	1	1
2	*	*	*	Screw	Zinc Plated Steel	10	10	10
3	--	--	--	Cover	Galvanized Steel	1	1	1
4	05724B	05998B	06080C	Cover Gasket	SBR Rubber	1	1	1
5	--	--	--	Data Plate	Aluminum/Brass	1	1	1
6	03915A	03915A	03915A	Vent Washer	Polypropylene	1	1	1
7	03914A	03914A	03914A	Vent Screw	Brass	1	1	1
8	--	--	--	Clapper Arm	Polycarbonate	2	2	2
9	--	--	--	Pivot Shaft	Brass	2	2	2
10	--	--	--	Flat Washer	Stainless Steel	2	2	2
11	--	--	--	Retaining Ring	Stainless Steel	2	2	2
12	--	--	--	Pivot Pin	Stainless Steel	1	1	1
13	--	--	--	Pipe Plug	Cast Iron/Brass	1	1	1
14	--	--	--	Reducing Bushing	Brass	1	1	1
15	--	--	--	Retainer	Stainless Steel	1	1	1
16	*	*	*	Clapper Nut	Stainless Steel	3	4	4
17	--	--	--	Seat	Brass Casting	1	1	1
18	*	*	*	Clapper Rubber	EPDM	1	1	1
19	--	--	--	Clapper	Stainless Steel	1	1	1
20	*	*	*	Clapper Screw	Stainless Steel	3	4	6
21	*	*	*	Clapper Sealing Washer	Stainless Steel/Neoprene	3	4	6
22	--	--	--	Hinge Pin	Stainless Steel	1	1	1
23	--	--	--	Retaining Ring	Stainless Steel	2	2	2
24	--	--	--	Weight	Lead	1	1	1
25	--	--	--	Hinge Pin	Stainless Steel	1	1	1
26	--	--	--	Retaining Ring	Stainless Steel	2	2	2
27	--	--	--	Flat Washer	Stainless Steel	2	2	2

--Indicates no replacement part available

*Indicates replacement part only available in Sub-Assembly listed below.

Sub-Assemblies

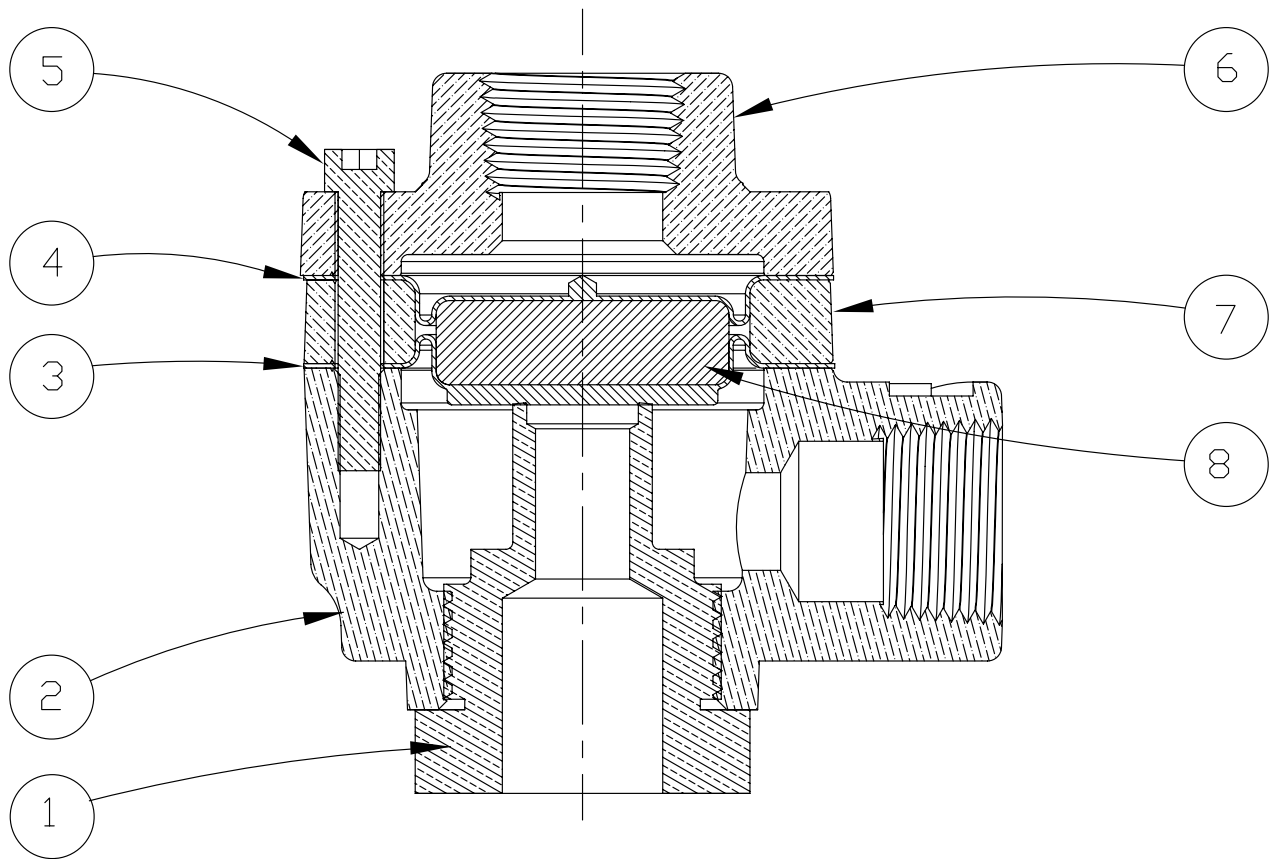
2, 4, 16, 18, 20, 21	12577	12578	12579	Replacement Rubber Kit
----------------------	-------	-------	-------	------------------------



REPLACEMENT PARTS

**DIFFERENTIAL VALVE
MODEL A-1**

Manufactured 2008 -

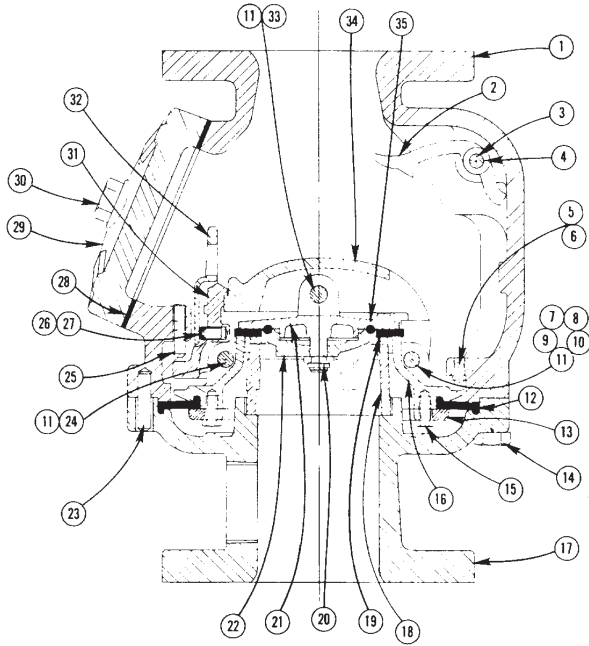


ITEM NUMBER	PART NUMBER	DESCRIPTION	MATERIAL	NUMBER REQUIRED
1	15459	Seat	Brass UNS-C36000	1
2	--	Body	Brass UNS-C84400	1
3	14948	Diaphragm	Polyester Fabric and EPDM Elastomer	1
4	04735A	Upper Diaphragm	Bellofram	1
5	12470	Screw, #10-24 x 1-1/4" Long	Steel Zinc Coated	3
6	--	Cover	Brass UNS-C84400	1
7	--	Spacer	Brass UNS-C84400	1
8	04736A	Piston	Polycarbonate	1
-- Replacement part not available.				
3-5, 8	15763	Maintenance Kit		



REPLACEMENT PARTS

**DRY PIPE VALVE
MODEL C-2
3" - 8"**



Manufactured
 3" 1959 - 1984
 4" 1958 - 1984
 6" 1958 - 1975
 8" 1959 - 1977

Valve Take-out

3" - 15-1/2" (393,7 mm)
 4" - 15-1/2" (393,7 mm)
 6" - 17" (431,8 mm)
 8" - 20-1/2" (520,7 mm)

ITEM NO.	PART NUMBER				DESCRIPTION	MATERIAL	NO. REQ'D			
	3"	4"	6"	8"			3"	4"	6"	8"
1	--	--	--	--	Valve Housing	Cast Iron	1	1	1	1
2	--	--	--	--	Latch	Cast Brass	1	1	1	1
3	--	--	--	--	Latch Pin	Brass	1	1	1	1
4	--	--	--	--	1/2" NPT Pipe Plug	Brass	1	1	1	1
5	--	--	--	--	Back Stop Pin	Brass	1	1	1	1
6	--	--	--	--	Side Stop Pin	Brass	2	2	2	2
7	--	--	--	--	Clapper Arm Shaft	Brass	1	1	1	1
8	--	--	--	--	R.H. Spring	Stainless Steel	1	1	1	1
9	--	--	--	--	L.H. Spring	Stainless Steel	1	1	1	1
10	--	--	--	--	Washer	Brass	2	2	2	2
11	--	--	--	--	Cotter Pin	Brass	6	6	6	6
12	--	--	--	--	Air Plate Rubber	Neoprene	1	1	1	1
13	--	--	--	--	Clamp Ring	Cast Bronze	1	1	1	1
14	--	--	--	--	Hex Head Screw	Steel	8	8	12	16
15	--	--	--	--	Hex Head Screw	Cadmium Plated Steel	8	8	12	12
16	--	--	--	--	Air Plate Rubber	Cast Bronze	1	1	1	1
17	--	--	--	--	Valve Base	Cast Iron	1	1	1	1
18	--	--	--	--	Water Seat	Cast Bronze	1	1	1	1
19	02348A	02348A	03281A	02445A	Clapper Rubber	Neoprene	1	1	1	1
20	--	--	--	--	Hex Nut Self Locking	Brass	1	1	1	1
21	--	--	--	--	Clapper	Cast Bronze	1	1	1	1
22	--	--	--	--	Clamp Plate	Cast Bronze	1	1	1	1
23	--	--	--	--	Groove Pin	Cadmium Plated Steel	1	1	1	1
24	--	--	--	--	Hook Shaft	Brass	1	1	1	1
25	--	--	--	--	Socket Set Screw	Brass	1	1	1	1
26	--	--	--	--	Spring for Barrel	Phosphorus Bronze	1	1	1	1
27	--	--	--	--	Spring Barrel	Brass	1	1	1	1
28	R9002372A	R9002372A	R9002372A	R9002372A	Hand Hole Gasket	Fabric Reinforced Neoprene	1	1	1	1
29	--	--	--	--	Hand Hole Cover	Cast Iron	1	1	1	1
30	--	--	--	--	Hex Head Screw	Steel	2	2	2	2
31	--	--	--	--	Hook Shaft	Cast Bronze	1	1	1	1
32	--	--	--	--	Hook Guard	Cast Bronze	1	1	1	1
33	--	--	--	--	Clapper Shaft	Brass	1	1	1	1
34	--	--	--	--	Clapper Arm	Cast Bronze	1	1	1	1
35	01734A	01734A	01735A	01736A	"O" Ring	Nitrile (Buna-N)	1	1	1	1
--Indicates no replacement part available										
* Indicates replacement part is only available in a Sub-Assembly as indicated below.										
SUB-ASSEMBLY										
19, 28, 35	12580	12581	12582	12583	Replacement Rubber Kit					



REPLACEMENT PARTS

DRY PIPE VALVE
MODEL D-1
6"

Manufactured 1975 - 1984

Valve Take Out - 20" (508,0 mm)

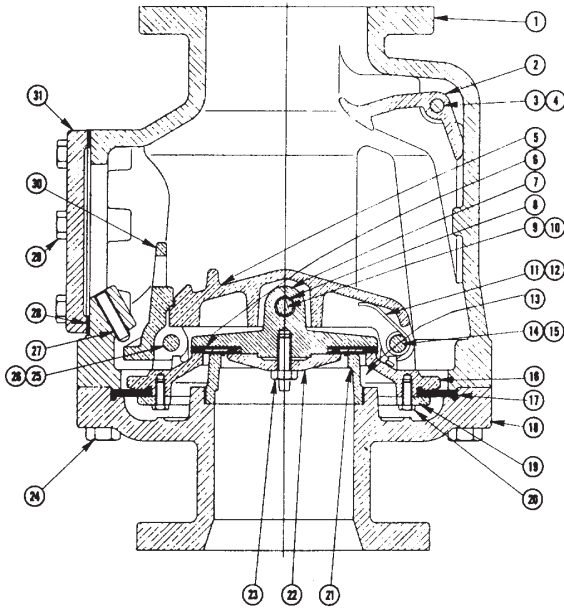


Figure 1: Original Valve Drawing

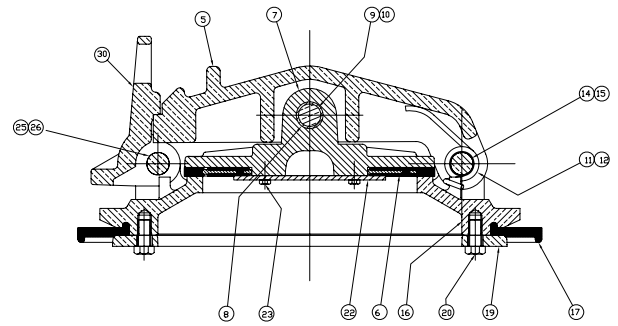


Figure 2: Replacement Member Assembly

ITEM NO.	PART NUMBER	DESCRIPTION	MATERIAL	NO. REQ'D
1	--	Housing	Cast Iron	1
2	--	Latch	Bronze	1
3	--	Latch Pin	Brass	1
4	--	3/8" NPT Pipe Plug	Brass	1
5	*	Clapper Arm	Manganese/Bronze	1
6	04622C	Clapper Rubber	EPDM/Brass	1
7	*	Clapper	Ductile Iron	1
8	*	Clapper Bushing	Bronze	2
9	*	Hinge Pin	Brass	1
10	*	Cotter Pin	Brass	2
11	*	Right Hand Spring	Stainless Steel	1
12	*	Left Hand Spring	Stainless Steel	1
13	--	Side Stop Pin	Brass	2
14	*	Cotter Pin	Brass	2
15	*	Clapper Shaft	Brass	1
16	*	Air Plate	Bronze	1
17	*	Air Plate Rubber	Neoprene	1
18	--	Base	Cast Iron	1
19	*	Clamp Ring	Brass	1
20	*	3/8-16 x 3/4 Hex Head Cap Screw	Cadmium Plated Steel	12
21	--	Seat	Bronze	1
22	*	Clamp Plate	Brass	1
23	02383A	5/16-18 x 1/2 Hex Head Cap Screw	Stainless Steel	3
24	*	3/4-10 x 2-1/4 Hex Head Cap Screw	Steel	12
25	*	Cotter Pin	Brass	2
26	*	Clapper Shaft	Brass	1
27	--	1/2-13 x 1-3/4 Socket Set Screw	Brass/Nylok	1
28	02006B	Hand Hole Cover Gasket	Fabric Reinforced Neoprene	1
29	05707A	1/2-13 x 1-1/2 Hex Head Cap Screw	Nylok/Stainless Steel	6
30	*	Hook	Manganese/Bronze	1
31	--	Hand Hole Cover	Cast Iron	1

--Indicates no replacement part available

* Indicates replacement part available only in Sub-Assembly listed below.

Note: The Member Assembly Kit may look different than the original member assembly in older valves.

SUB-ASSEMBLIES

From Fig 1: 6, 28-29	12584	Rubber Replacement Kit
From Fig. 2: 6-8, 22, 23, 29	14830	Clapper Assembly Kit
From Fig 2: 5-12, 14-17, 19-20, 22-26, 28-30	14026	Member Assembly Kit

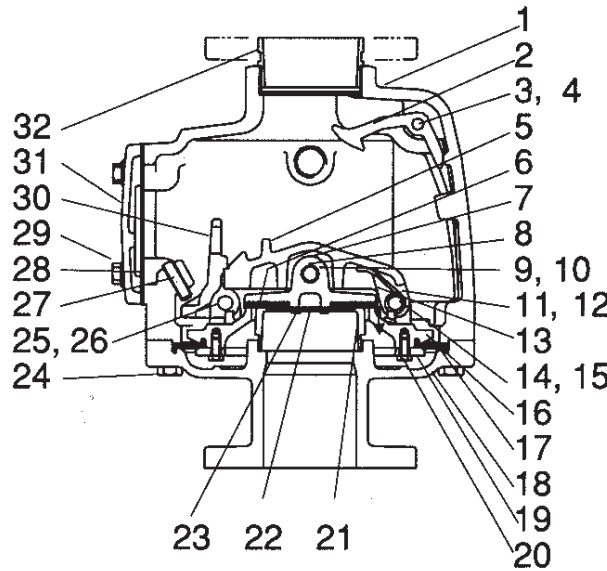


REPLACEMENT PARTS

DRY PIPE VALVE

MODEL E

3", 4" & 6"



Manufactured
Grooved Outlet
3" 1979 - 2000
4" 1978 - 2000
6" 1981 - 2000

Flanged Outlet
3" 1984 - 2000
4" 1984 - 2000
6" 1984 - 2000

Valve Take-out

3" - 18-1/4" (463,5 mm)
4" - 18-1/4" (463,5 mm)
6" - 20-1/16" (509,5 mm)

ITEM NO.	PART NUMBER		DESCRIPTION	MATERIAL	NO. REQ'D	
	3" & 4" E-2	6" E-1			3" & 4" E-2	6" E-1
1	--	--	Housing	Cast Iron	1	1
2	--	--	Latch	Cast Bronze	1	1
3	--	--	Latch Pin	Brass	1	1
4	--	--	Pipe Plug	Brass	2	2
5	*	*	Clapper Arm	Cast Manganese Bronze	1	1
6	04188B	04622C	Clapper Rubber	EPDM	1	1
7	*	*	Clapper	Cast Ductile Iron	1	1
8	*	*	Clapper Bushing	Bronze	2	2
9	*	*	Hinge Pin	Brass	1	1
10	*	*	Cotter Pin	Brass	2	2
11	*	*	Right Hand Spring	Stainless Steel	1	1
12	*	*	Left Hand Spring	Stainless Steel	1	1
13	--	--	Side Stop Pin	Brass	2	2
14	*	*	Cotter Pin	Brass	2	2
15	*	*	Clapper Shaft	Brass	1	1
16	*	*	Air Plate	Cast Brass	1	1
17	*	*	Air Plate Rubber	Neoprene	1	1
18	--	--	Base	Cast Iron	1	1
19	*	*	Clamp Ring	Cast Brass	1	1
20	*	*	3/8-16 x 3/4" Hex Head Cap Screw	Zinc Plated Steel	10	12
21	--	--	Seat	Cast Brass	1	1
22	*	*	Clamp Plate	Stainless Steel	1	1
23	*	*	5/16-18 x 1/2" Hex Head Cap Screw	Stainless Steel		3
	*	*	#10-24 x 1/2" Hex Head Cap Screw	Stainless Steel	3	
24	*	*	5/8-11 x 2" Hex Head Cap Screw	Steel	10	
	*	*	3/4-10 x 2-1/4" Hex Head Cap Screw	Steel		12
25	*	*	Cotter Pin	Brass	2	2
26	*	*	Clapper Shaft	Brass	1	1
27	-	-	1/2-13 x 1-3/4" Set Screw	Nylok/Brass	1	1
28	04187B	04187B	Hand Hole Cover Gasket	SBR Rubber	1	1
29	02079A	02079A	5/8-11 x 2" Hex Head Cap Screw	Steel	4	4
30	*	*	Hook	Cast Manganese Bronze	1	1
31	05436C	05436C	Hand Hole Cover	Cast Ductile Iron	1	1
32	--	--	Adapter	Cast Ductile Iron	1	1

--Indicates replacement part not available

* Indicates replacement part only available in a Sub-Assembly listed below.

SUB-ASSEMBLIES

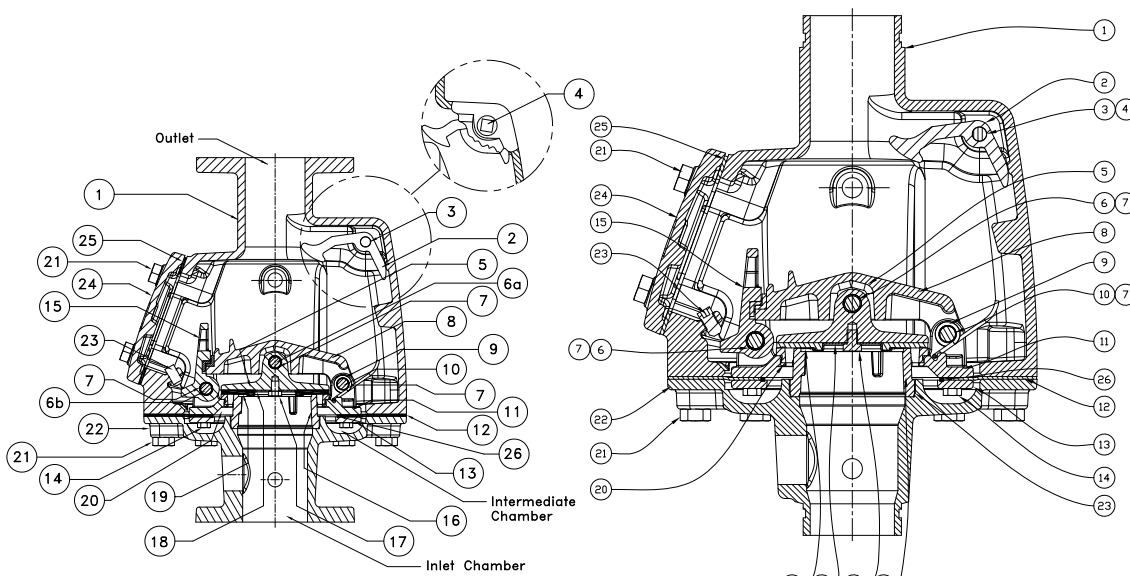
6, 17, 28-29	12585	12587	Rubber Replacement Kit
6-8, 22, 23	04871B	04619B	Clapper Assembly Replacement
5-12, 14-17, 19-20, 22-26, 28-30	14024	14035	Member Assembly Replacement



REPLACEMENT PARTS

**DRY PIPE VALVE
MODEL F-1 & F-2**

3", 4" & 6" (DN80, DN100 & DN150)



F-1 DRY PIPE VALVE

F-2 DRY PIPE VALVE

Manufactured

F-1
3" 1997 -
4" 1993 -
6" 1994 -

F-2
3" 2007 -
4" 2007 -
6" 2007 -

Valve Take-out

F-1
3" - 18-1/4" (463.5 mm)
4" - 18-1/4" (463.5 mm)
6" - 20-1/16" (509.5 mm)

F-2
3" - 18-1/2" (469.9 mm)
4" - 18-3/4" (476.3 mm)
6" - 20-1/4" (514.4 mm)

ITEM NO.	3" & 4" F-1/F-2	6" F-1/F-2	DESCRIPTION	MATERIAL	NO. REQ'D	
					3" & 4"	6"
1	--	--	Housing	Ductile Iron 65-45-12	1	1
2	07641	07641	Latch	Brass UNS-C84400	1	1
3	08449	08449	Latch Pin	Brass UNS-C36000	1	1
4	--	--	1/2" NPT Pipe Plug	Steel	1	1
5	*	*	Clapper Assembly (includes bushings)	Ductile Iron 65-45-12 Teflon® Coated Steel	1 2	1 2
6a	*	*	Clapper Rod	Brass UNS-C36000	1	1
6b	*	*	Hook Rod	Brass UNS-C36000	1	1
7	*	*	Retaining Ring	Stainless Steel UNS-S15700	6	6
8	*	*	Clapper Arm Assembly (includes bushings)	Ductile Iron 65-45-12 Teflon® Coated Steel	1 4	1 4
9	*	*	Spring	Type 302 Stn. Stl. Wire	1	1
10	*	*	Clapper Arm Rod	Brass: UNS-C36000	1	1
11	*	*	Air Plate Assembly (includes bushings)	Ductile Iron 65-45-12 Teflon® Coated Steel	1 4	1 4
12	*	*	Diaphragm	Nylon Reinforced Neoprene	1	1
13	*	*	Diaphragm Retainer	Ductile Iron 65-45-12	1	1
14	*	*	3/8"-16 x 3/4" (19.1 mm) lg. Hex Head Cap Screw	Zinc Plated Steel	10	12
15	*	*	Hook Assembly (includes bushings)	Ductile Iron 65-45-12 Teflon® Coated Steel	1 2	1 2
16	--	--	Water Seat	Brass UNS-C84400	1	1
17	07932	07932	3/8"-16 x 1/2" (12.7 mm) lg. Hex Head Cap Screw	Stainless Steel UNS-S30400	1	1
18	07659	07659	Rubber Retainer	Stainless Steel UNS-S30400	1	1
19	07651	08487	Clapper Rubber	EPDM	1	1
20	*	*	Air Seat	Brass UNS-C84400	1	1
21	02079A	02079A	5/8"-11 x 2" (50.8 mm) lg. Hex Head Cap Screw	Steel	14	16
22	--	--	Base	Ductile Iron 65-45-12	1	1
23	08056	08056	1/2"-13 x 1" (25.4 mm) lg. Socket Set Screw	Brass UNS-C36000	1	1
24	05436C	05436C	Cover	Ductile Iron 65-45-12	1	1
25	04187B	04187B	Cover Gasket	EPDM ASTM D2000	1	1
26	*	*	Square Cut Ring	EPDM	1	1

--Indicates replacement part not available

* Indicates replacement part only available in a Sub-Assembly listed below.

SUB-ASSEMBLIES

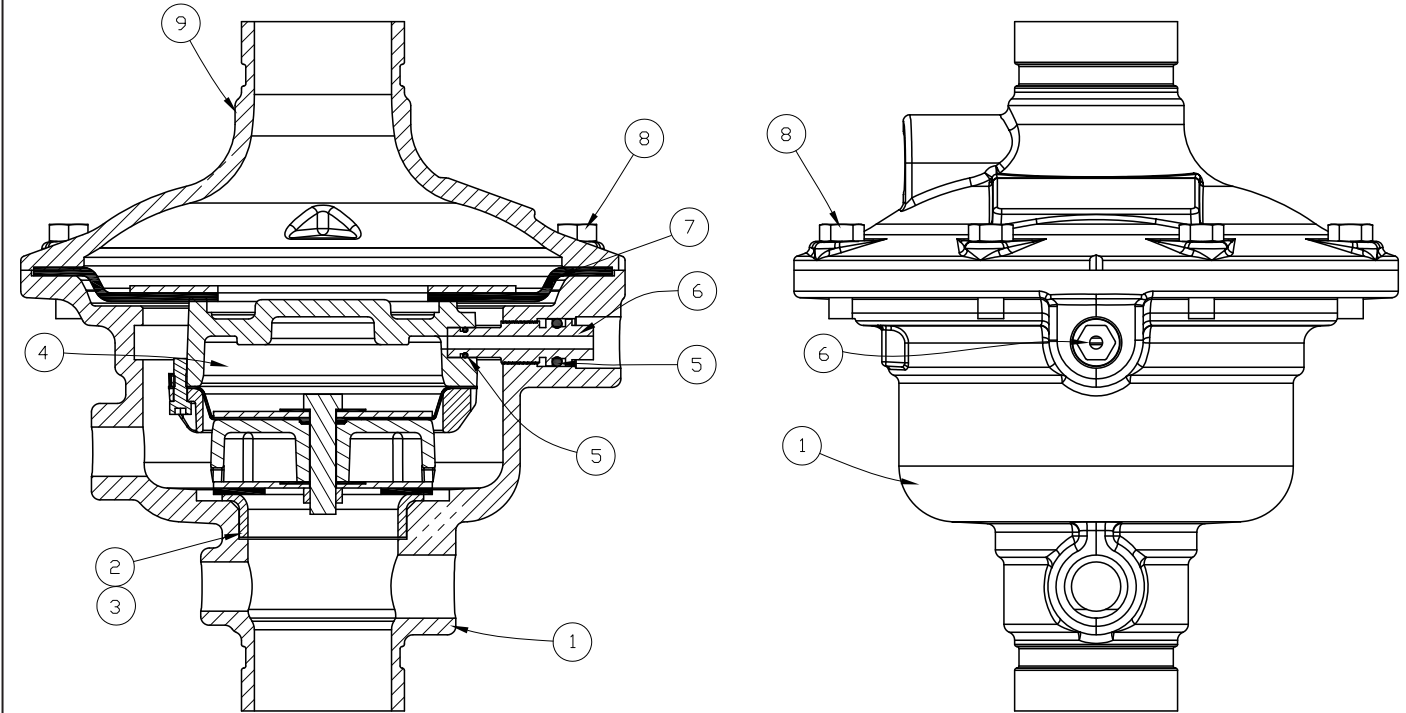
5-15, 17-21, 25, 26	14027	14028	Member Assembly Kit
5, 17-19	08324	08490	Clapper Assembly



REPLACEMENT PARTS

2" MODEL G-2000
DRY/PREACTION VALVE

Available since 2010.



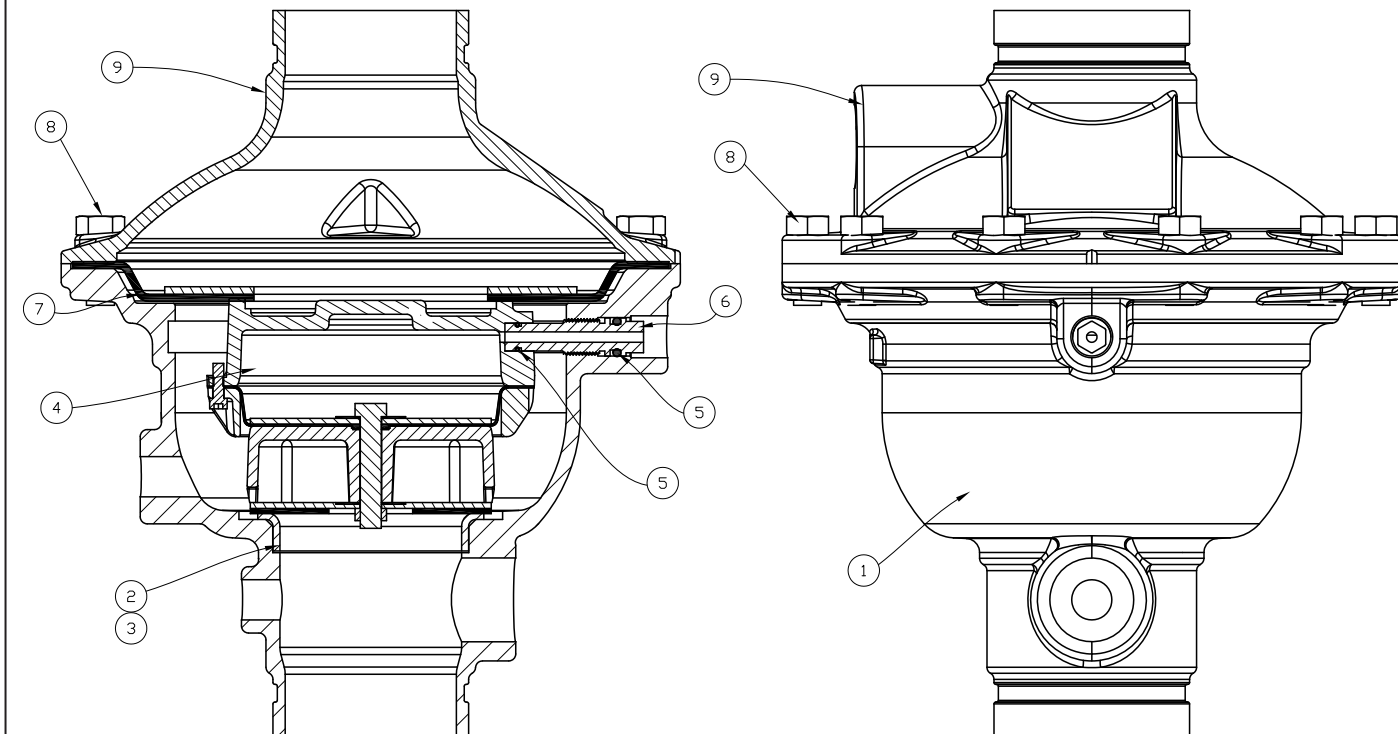
ITEM NO.	PART NO.	DESCRIPTION	MATERIAL	NO. REQ'D
1	--	Body	65-45-12 Ductile Iron	1
2	--	Seat	UNS-C11000 Copper or UNS-S30400 Stainless Steel	1
3	--	Anaerobic Adhesive	--	1
4	16063	Prime Chamber Assembly	Brass, EPDM, Nitrile, 304 Stainless Steel, Bronze Alloy	1
5	*	O-Rings	EPDM and Nitrile	2 or 3**
6	16062	Coupling	UNS-S17400 Stainless Steel	1
7	15932	Check Diaphragm	EPDM	1
8	08091	3/8-16 x 1" HHS	UNS-S30400 Stainless Steel	8
9	--	Cover	65-45-12 Ductile Iron	1
10	--	Data Plate	Aluminum	2
11	--	Tack	Alloy Carbon Steel	4
-- Replacement part is not available. * Indicates part is available only in a Sub-Assembly, as indicated below.				
SUB-ASSEMBLY				
5	17443	O-Ring Replacement Kit (**Refer to O-Ring Replacement Bulletin Form No. F_120611 for instructions.)		



REPLACEMENT PARTS

3" MODEL G-3000
DRY/PREACTION VALVE

Available since 2010.



ITEM NUMBER	PART NUMBER	DESCRIPTION	MATERIAL	NUMBER REQUIRED
1	--	Body	65-45-12 Ductile Iron	1
2	--	Seat	UNS-C11000 Copper or UNS-S30400 Stainless Steel	1
3	--	Anaerobic Adhesive	--	1
4	16075	Prime Chamber Assembly	Brass, EPDM, Nitrile, 304 Stainless Steel, Bronze Alloy	1
5	*	O-Rings	EPDM and Nitrile	2 or 3**
6	16074	Coupling	UNS-S17400 Stainless Steel	1
7	15941	Check Diaphragm	EPDM	1
8	08081	1/2-13 x 1-1/4" HHS	UNS-S30400 Stainless Steel	10
9	--	Cover	65-45-12 Ductile Iron	1
10	--	Data Plate	Aluminum	2
11	--	Tack	Alloy Carbon Steel	4

-- Replacement part is not available.

* Indicates part available only in a Sub-Assembly, as indicated below.

SUB-ASSEMBLY

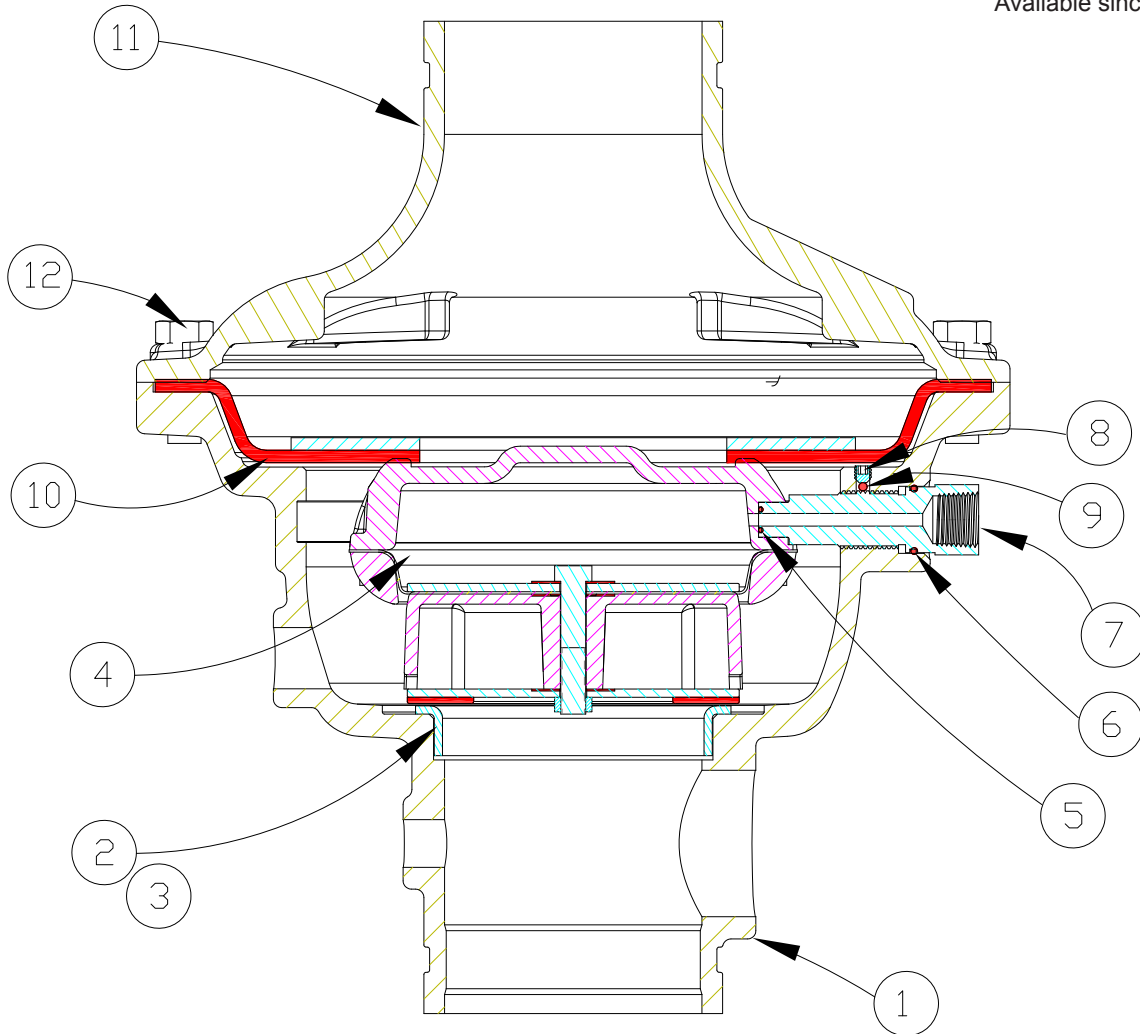
5	17444	O-Ring Replacement Kit (**Refer to O-Ring Replacement Bulletin Form No. F_120611 for instructions.)
---	-------	---



REPLACEMENT PARTS

4" MODEL G-4000
DRY/PREACTION VALVE

Available since 2008.



ITEM NUMBER	PART NUMBER	DESCRIPTION	MATERIAL	NUMBER REQUIRED
1	--	Body	65-45-12 Ductile Iron	1
2	--	Seat	UNS-C11000 Copper or UNS-S30400 Stainless Steel	1
3	--	Anarobic Adhesive	--	1
4	16280	Prime Chamber Assembly	Brass, EPDM, Nitrile, 304 Stainless Steel, Bronze Alloy	1
5	10742	O-Ring	Nitrile	1
6	13713	O-Ring	EPDM	1
7	15551	Coupling	UNS-S17400 Stainless Steel	1
8	15584	1/4" Socket Set Screw	18-8 Stainless Steel	1
9	15585	Nylon Ball	Nylon	1
10	14941	Check Diaphragm	EPDM	1
11	--	Cover	65-45-12 Ductile Iron	1
12	08083	1/2-13 x 1-1/2" HHS	UNS-S30400 Stainless Steel	12
13	--	Data Plate	Aluminum	2
14	--	Tack	Alloy Carbon Steel	4

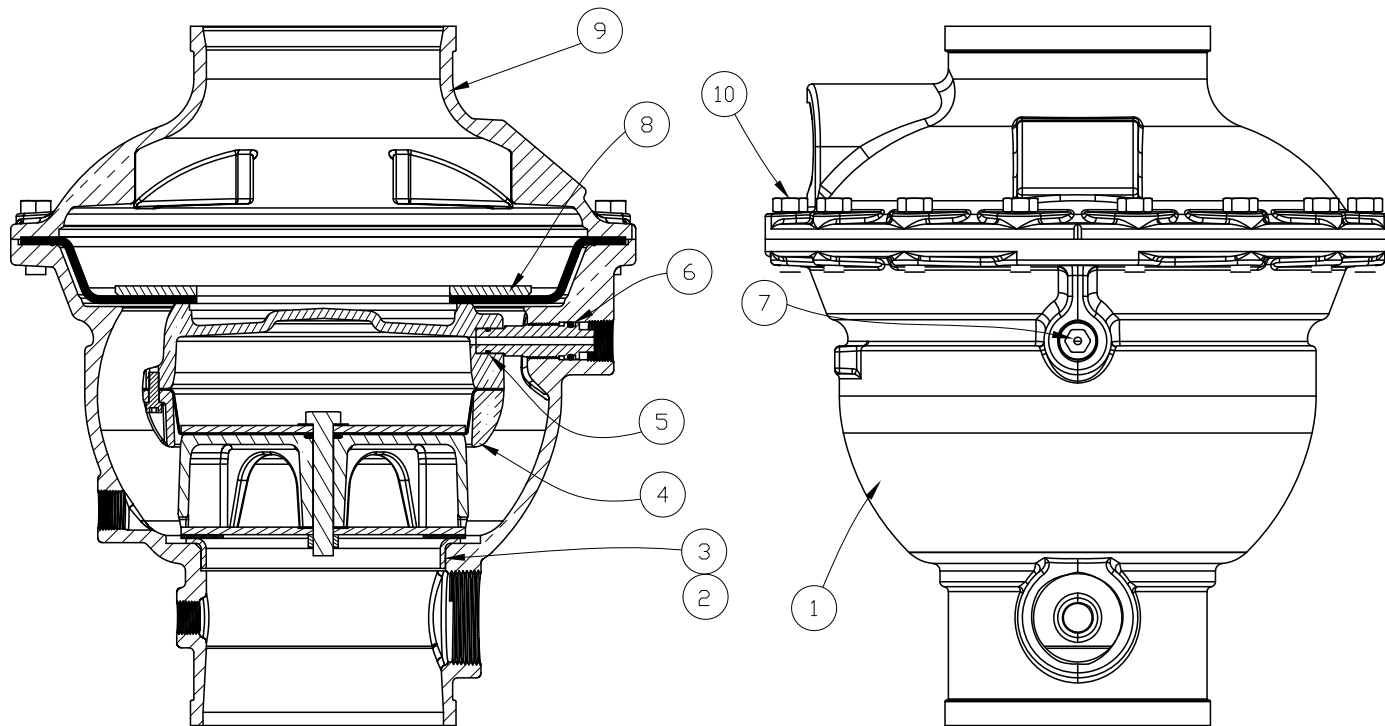
-- Replacement part not available.



REPLACEMENT PARTS

6" MODEL G-6000
DRY/PREACTION VALVE

Available since 2011.



ITEM NUMBER	PART NUMBER	DESCRIPTION	MATERIAL	NUMBER REQUIRED
1	--	Body	64-45-12 Ductile Iron	1
2	--	Seat	UNS-S30400 Stainless Steel	1
3	--	Anaerobic Adhesive	--	1
4	17081	Prime Chamber Assembly	Brass, EPDM, Nitrile, 304 Stainless Steel, Bronze Alloy	1
5	*	O-Ring	EPDM	1
6	*	O-Ring	EPDM	1
7	16299	Coupling	UNS-S17400 Stainless Steel	1
8	16552	Check Diaphragm	EPDM	1
9	--	Cover	65-45-12 Ductile Iron	1
10	08083	1/2-13 x 1-1/2" HHS	UNS-S30400 Stainless Steel	16
11	--	Data Plate	Aluminum	2
12	--	Tack	Alloy Carbon Steel	4

-- Replacement part is not available.

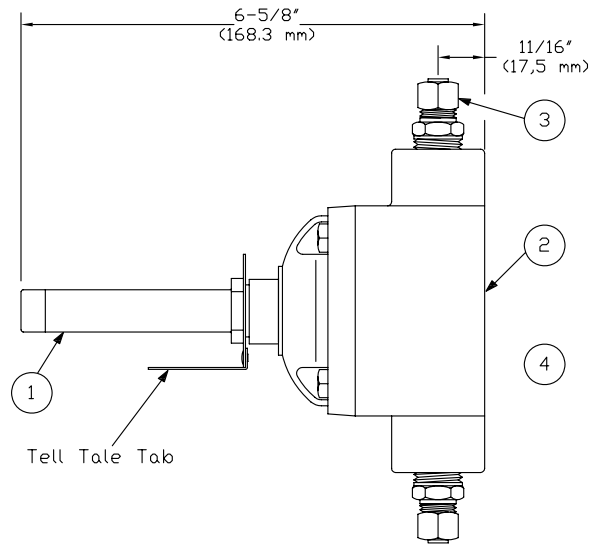
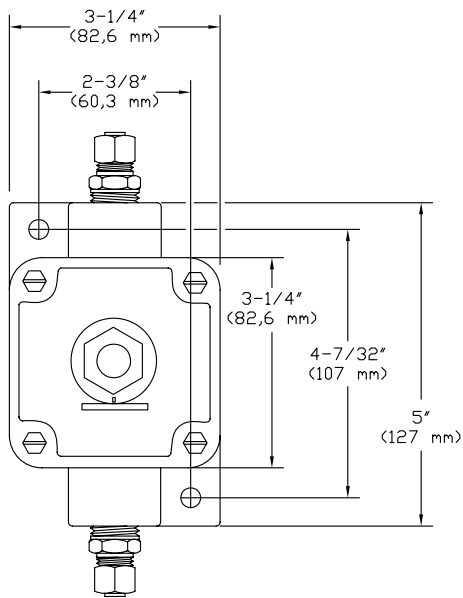
* Indicates part is available only in a Sub-Assembly, as indicated below.

SUB-ASSEMBLY

5, 6	17445	O-Ring Replacement Kit (Refer to O-Ring Replacement Bulletin Form No. F_120611 for instructions.)
------	-------	---

	REPLACEMENT PARTS	FIRECYCLE® DETECTOR MODEL B
---	--------------------------	--

Manufactured 1980 -



ITEM NO.	PART NUMBER	DESCRIPTION	MATERIAL	NO. REQ'D
1	04625B	140 °F (60 °C) Probe	Stainless Steel	1
	04626B	160 °F (71 °C) Probe	Stainless Steel	
	04627B	190 °F (88 °C) Probe	Stainless Steel	
	04628B	225 °F (107 °C) Probe	Stainless Steel	
2	04629A	Box and Cover	Aluminum	1
3	04016A	Connector, Male Tube*	Aluminum Buna H	2
4 Not Shown	04631A	Wire Connector	Porcelain	2

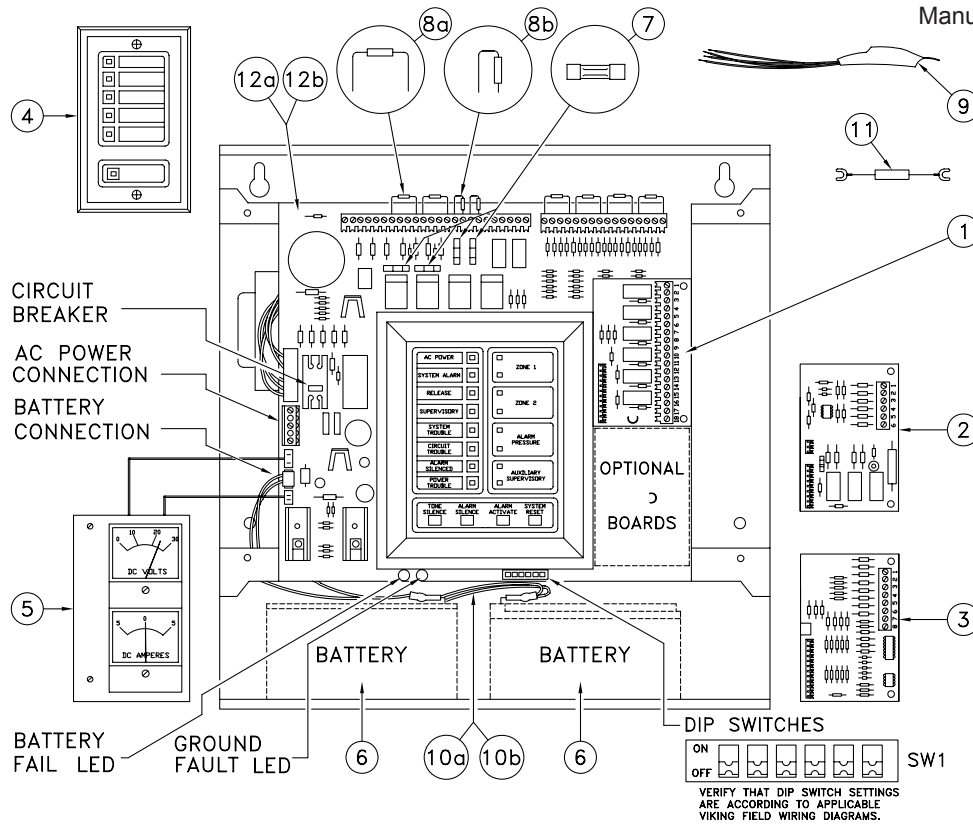
*Not included or required with detector for use with wire in conduit



REPLACEMENT PARTS

FIRECYCLE® III
CONTROL PANEL
MODEL E-1

Manufactured 1999 - 2007



ITEM NO.	PART NUMBER	DESCRIPTION	NO. REQ'D.	NOTES
1	07912	Zone Relay Module 4XZM (Included with Panel) ¹	1	Optional ¹
2	07909	Transmitter Module 4XTM	1	Optional
3	07910	LED Interface Module 4XLM	1	Optional
4	07911	Remote Annunciator Module RZA-4X	1	Optional
5	07917	Voltage, Current Meters 4XMM	1	Optional
6	07920	Battery, 12V, 7 Amp Hr. Capacity ² OR	2	Two Batteries Required ²
	07921	Battery, 12V, 12 Amp Hr. Capacity ² OR		
	09867	Battery, 12V, 18 Amp Hr. Capacity ^{2,4}		
-	09866	Battery Box, Required when using 18 AH Batteries ⁴		Optional
7	07915	Fuses, 4 Amp	4	Included
8a	07914	Resistor, Dummy Load (Notifier 71245)	6	Included
8b	08391	Resistor, Dummy Load (Notifier 27027)	2	Included
9	07919	Power Relay	1	Optional
10a	07916	Battery Plug Wire Ass'y (7 Amp Battery)	1	Included
10b	08285	Battery Plug Wire Ass'y (12 Amp Battery)	1	Included
11	07913	Resistor, End-of Line (Notifier 71252)	1	Optional
12a	10925	Mother Board 110 Volt ³	1	Included ³
12b	10926	Mother Board 220 Volt ³	1	Included ³

¹ This unit can support a second Zone Relay Module 4XZM in addition to the one included with the panel.

² Always use two batteries of the same amperage. Order batteries separately after performing power calculations to determine size of battery required to meet standby requirements.

³ Voltage of AC power supply determines voltage of Mother Board required.

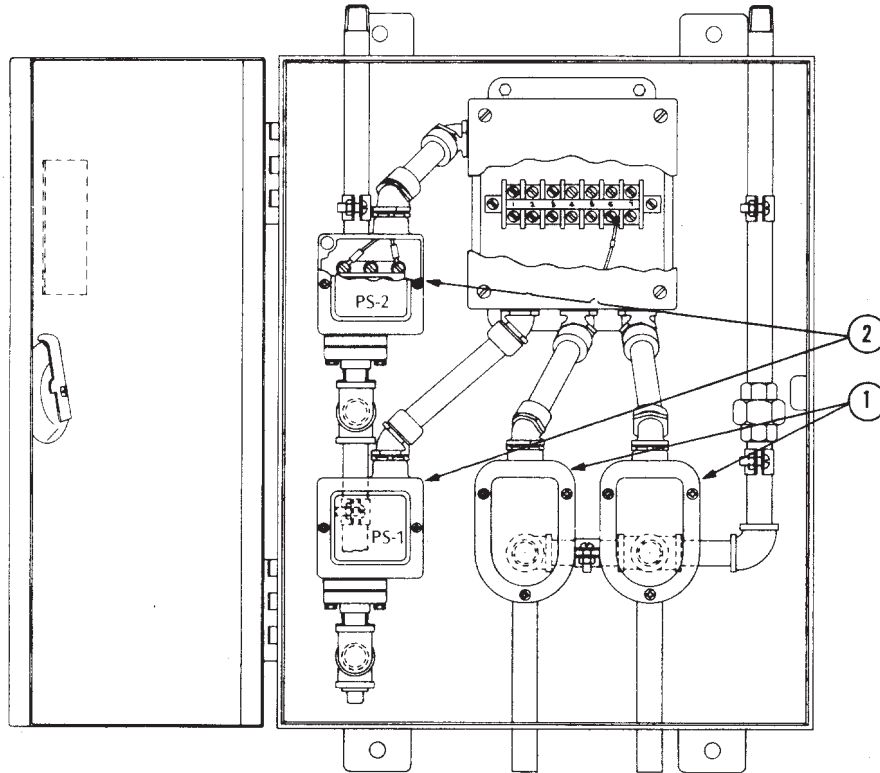
⁴ Required for FM Approved Systems.



REPLACEMENT PARTS

**FIRECYCLE II®
VALVE TRIM BOX
MODEL C-1**

Manufactured 1982 - 2001



ITEM NO.	PART NUMBER	DESCRIPTION	MATERIAL	NO. REQ'D
1	04895A	Solenoid Valve	Various	2
2	--	Air Pressure Switch	Various	2

-- Indicates replacement part not available

If switch replacement is required, the system must be upgraded to a Firecycle III System. Refer to Viking Technical Data Page .

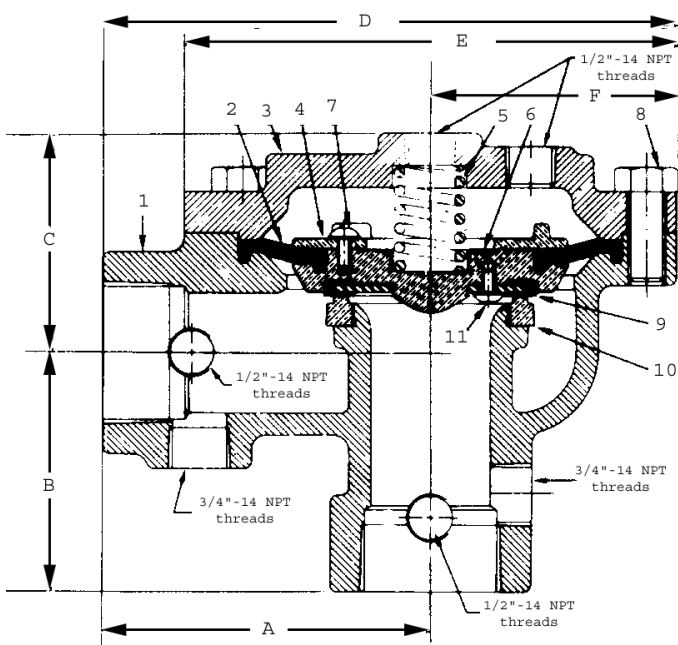


REPLACEMENT PARTS

**FLOW CONTROL VALVE
MODEL G-2**

2", 3", 4" & 6" (DN 50, DN80, DN100 & DN150)

Manufactured 1979 - 1985



	Valve Size			
	2" (DN50)	3" (DN80)	4" (DN100)	6" (DN150)
A	5-1/2" (140mm)	7" (178mm)	8-1/2" (216mm)	12" (305mm)
B	4" (101.6mm)	5" (127mm)	6-1/2" (165mm)	8" (203mm)
C	3-5/8" (92mm)	3-13/16" (97mm)	4-3/4" (120.6mm)	7-11/16" (195mm)
D	9-5/8" (243.4mm)	12-3/8" (314.3mm)	15-1/2" (394mm)	21-1/8" (536.5mm)
E	8-1/4" (209.5mm)	10-3/4" (273mm)	14" (335.6mm)	8-1/4" (209.5mm)
F	4-1/8" (105mm)	5-3/8" (136.5mm)	7" (178mm)	9-1/8" (232mm)

ITEM NO.	PART NUMBER				DESCRIPTION	MATERIAL	NO. REQ'D.			
	2"	3"	4"	6"			2"	3"	4"	6"
1	--	--	--	--	Body	Cast Iron	1	1	1	1
2	04223B	02492C	02377B	01974C	Clapper Rubber	EPDM	1	1	1	1
3	--	--	--	--	Cover	Cast Iron	1	1	1	1
4	04224B	02493B	02378B	05704B	Clamp Ring	Brass	1	1	1	1
5	01905A	01910A	01915A	--	Spring	Stainless Steel	1	1	1	1
6	*	*	*	*	Clapper	Brass	1	1	1	1
7	02494A	02494A			Screw, R.H., 10-24 x 1/2" Lg.	Stainless Steel	4	6		
			02383A		Screw, H.H.C, 5/16-18 x 1/2" Lg.	Stainless Steel			8	
				02454A	Screw, H.H.C, 3/8-16 x 5/8" Lg.	Stainless Steel				12
8	01922A				Screw, H.H.C, 5/8-11 x 1-1/4" Lg.	Steel	6			
		01923A			Screw, H.H.C, 3/4-10 x 1-1/2" Lg.	Steel		8		
			13576	13576	Screw, H.H.C, 3/4-10 x 1-3/4" Lg.	Steel			10	15
9	04225B	02497B	02382B	02176B	Seat Rubber	EPDM/Stainless Steel	1	1	1	1
10	--	--	--	--	Seat	Cast Bronze	1	1	1	1
11	02494A				Screw, R.H., 10-24 x 1/2" Lg.	Stainless Steel	4			
		02496A			Screw, R.H., 10-24 x 3/8" Lg.	Stainless Steel		6		
			02383A		Screw, H.H.C, 5/16-18 x 1/2" Lg.	Stainless Steel			8	
			07932		Screw, H.H.C, 3/8-16 x 1/2" Lg.	Stainless Steel				12

--Indicates no replacement part available

*Indicates replacement part is only available in Sub-Assembly listed below

Sub-Assembly

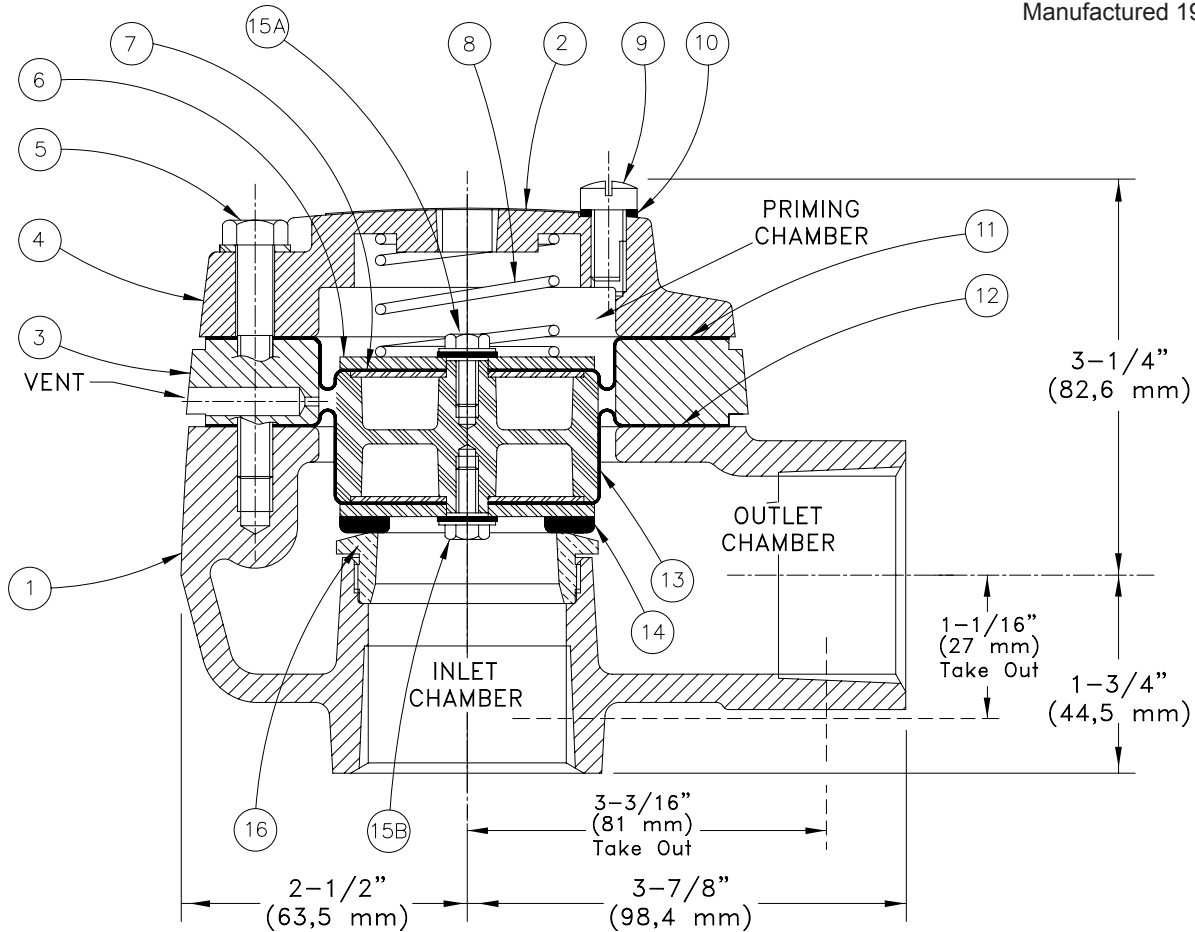
2, 4, 6, 7, 9, 11	04221B	02491B	02376B	05703B	Clapper Assembly
-------------------	--------	--------	--------	--------	------------------



REPLACEMENT PARTS

**FLOW CONTROL VALVE
MODEL H-1
1-1/2" (DN40)
MAXIMUM 175 PSI WWP**

Manufactured 1995 - 1997



ITEM NO.	PART NUMBER	DESCRIPTION	MATERIAL	NO. REQ'D
1	--	Body	Ductile Iron 60-40-18	1
2	--	Cover Label	Aluminum	1
3	--	Spacer	Ductile Iron 65-45-12	1
4	--	Cover	Ductile Iron 60-40-18	1
5	04838A	Screw, H.H.C., 5-16-18 X 2" Lg.	Steel	4
6	04211A	Clamp Plate	Stainless Steel UNS-S30400, 12 gauge	1
7	04692A	End Plate	Stainless Steel UNS-S30400, 18 gauge	2
8	09320	Spring	Stainless Steel UNS-S30200	1
9	03914A	Vent Screw	Brass	1
10	03915A	Vent Screw Washer	Polypropylene	1
11	--	Upper Diaphragm	Polyester Fabric and EPDM Elastomer	1
12	--	Lower Diaphragm	Polyester Fabric and EPDM Elastomer	1
13	04547B	Piston	Polycarbonate RTP 301	1
14	04928A	Clapper	Stainless Steel UNS-S30400, 12 gauge & EPDM	1
15A & B	06595A	Screw and Sealing Washer Assembly	Stainless Steel / Neoprene UNS-S30400	2
16	--	Seat	Brass	1

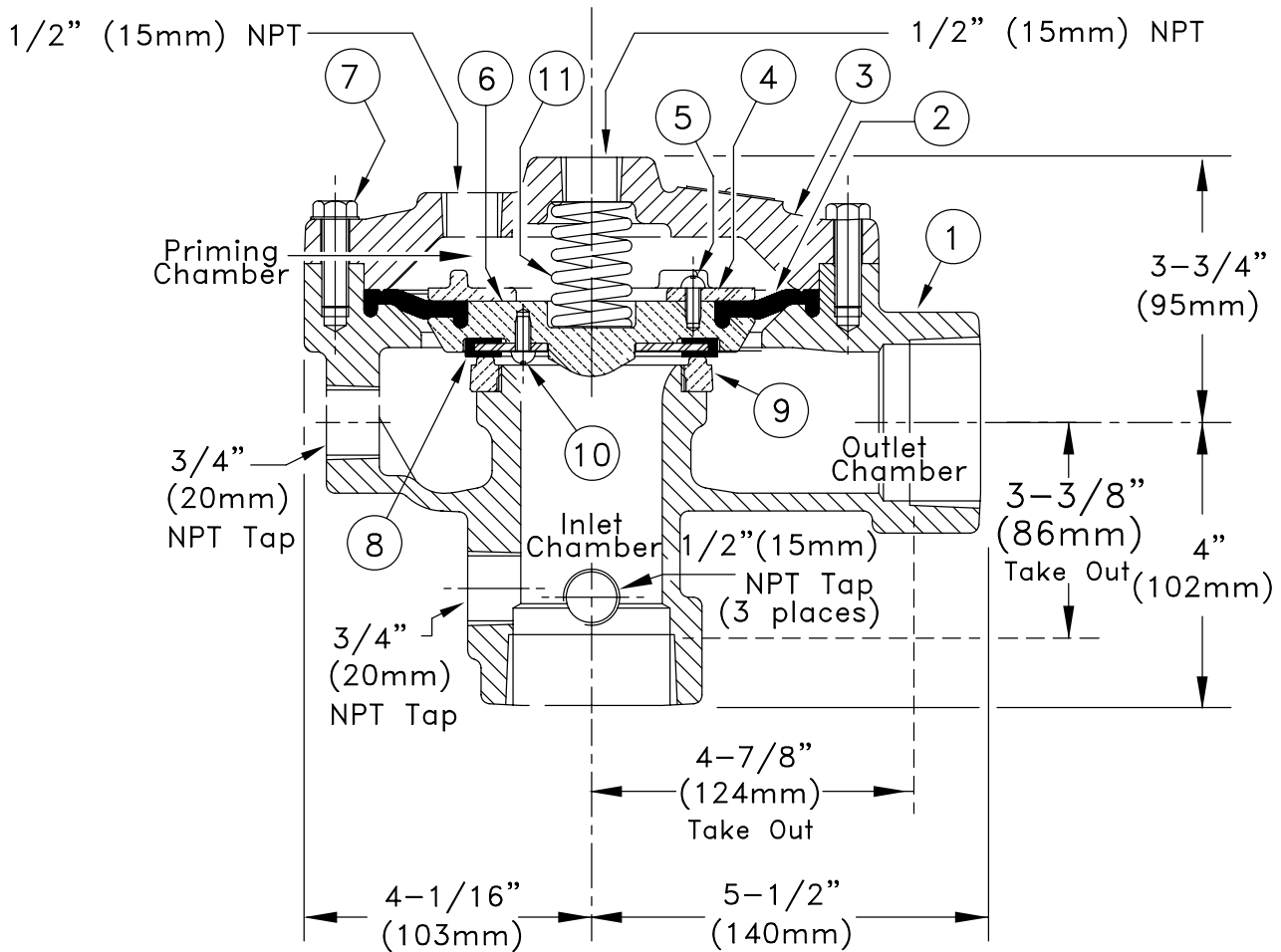
--Indicates replacement part not available



REPLACEMENT PARTS

**FLOW CONTROL VALVE
MODEL H-1
2" (DN50)**

Manufactured 1985 -



ITEM NO.	PART NUMBER	DESCRIPTION	MATERIAL	NO. REQ'D
1	--	Body	Ductile Iron 60-40-18	1
2	04223B	Diaphragm Rubber	EPDM	1
3	--	Cover	Ductile Iron 60-45-12	1
4	04224B	Clamp Ring	Bronze UNS-C84400	1
5	02494A	Screw, R. H., No. 10-24 x 1/2" lg.	Stainless Steel UNS-S30200	4
6	07046B	Clapper	Bronze UNS-C84400	1
7	05855A	Screw, H.H.C., 3/8-16 x 1-1/8" lg.	Steel	8
8	04225B	Seat Rubber Assembly	EPDM/Stainless Steel UNS-S30400	1
9	--	Seat	Bronze UNS-C84400	1
10	02494A	Screw, R. H., No. 10-24 x 1/2" lg.	Stainless Steel UNS-S30200	4
11	01905A	Spring	Stainless Steel UNS-S30200	1

--Indicates replacement part not available

* Indicates replacement part only available in Sub-Assembly listed below.

SUB-ASSEMBLY

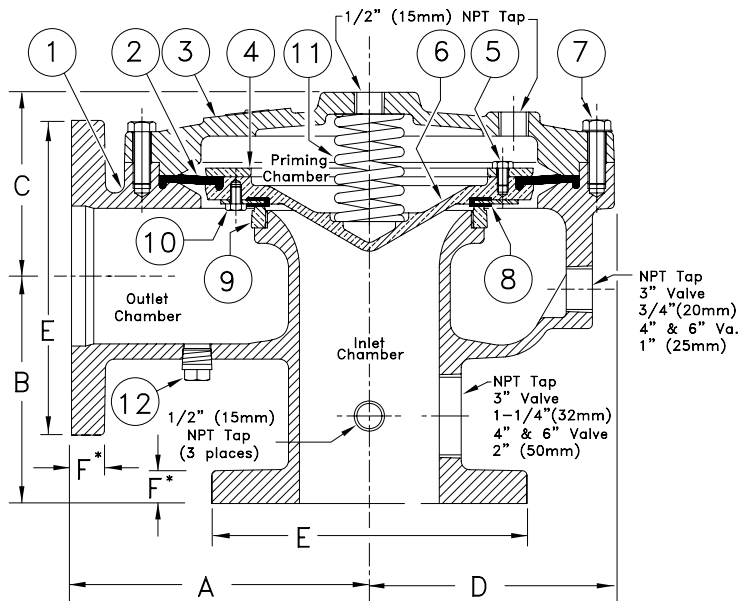
2, 4-8, 10	13395	Clapper Assembly Kit		
------------	-------	----------------------	--	--



REPLACEMENT PARTS

**FLOW CONTROL VALVE
MODEL H-1**

3", 4" & 6" (DN80, DN100, DN150)



Manufactured
3" 1985 -
4" 1985 -
6" 1984

SIZE	A	B	C	D	E	F*	Dimensions shown in parentheses are mm.
3" (DN80)	7" (178)	5" (127)	4-1/4" (108)	5-3/8" (137)	7-1/2" (190,5)	3/4" (19,05)	* 4" & 6" valves are manufactured with sculptured flanges. Dimension indicates thickness of flange at bolt holes.
4" (DN100)	9" (229)	6-1/2" (165)	5-1/4" (133)	7" (178)	9" (228,6)	15/16" (23,81)	
6" (DN150)	12" (305)	8" (203)	7" (178)	9-1/8" (232)	11" (279,4)	1" (25,4)	

ITEM NO.	PART NUMBER			DESCRIPTION	MATERIAL	NO. REQ'D		
	3"	4"	6"			3"	4"	6"
1	--	--	--	Body	Ductile Iron 60-40-18 or 65-45-12	1	1	1
2	02492C	02377B	01974C	Diaphragm Rubber	EPDM ASTM D2000	1	1	1
3	--	--	--	Cover	Ductile Iron 65-45-12	1	1	1
4	02493B	02378B	05704B	Clamp Ring	Bronze UNS-C84400	1	1	1
5	02494A			Screw, R.H., No. 10-24 x 1/2" (12.7 mm) lg.	Stainless Steel UNS-S30200	6		
		02383A		Screw, H.H.C., 5/16" - 18 x 1/2" (12.7 mm) lg.	Stainless Steel UNS-S30400		8	
			02454A	Screw, H.H.C., 3/8"-16 x 5/8" (15.9 mm) lg.	Stainless Steel UNS-S30200			12
6	08846N	08844N	08570N	Clapper	Ductile Iron 65-45-12 Teflon® Coated	1	1	1
7	02169A			Screw, H.H.C., 1/2"-13 x 1-1/4" (31.8 mm) lg.	Steel	10		
		02200A		Screw, H.H.C., 1/2"-13 x 1-1/2" (38.1 mm) lg.	Steel		12	
			05707A	Screw, H.H.C., 5/8"-11 x 1-3/4" (44.5 mm) lg.	Steel			15
8	02497B	02382B	02176B	Seat Rubber Assembly	EPDM/Stainless Steel UNS-S30400	1	1	1
9	--	--	--	Seat	Bronze UNS-C84400	1	1	1
10	02496A			Screw, R.H., 10-24 x 3/8" (9.5 mm) lg.	Stainless Steel	6		
		02383A		Screw, H.H.C., 5/16" - 18 x 1/2" (12.7 mm) lg.	Stainless Steel		8	
			07932	Screw, H.H.C., 3/8"-16 x 1/2" (12.7mm) lg.	Stainless Steel			12
11	05838A	05842A	01920A	Spring	Stainless Steel	1	1	1
12	--	--	--	Plug, 1/2" NPT	Steel	1	1	1
13	--	--	--	Vent Screw	Brass	0	1	1
14	--	--	--	Vent Screw Washer	Polypropylene	0	1	1
--Indicates replacement part not available								
SUB-ASSEMBLY								
2, 4-8 10	13397	13399	13482	Clapper Assembly Kit				



REPLACEMENT PARTS

FLOW CONTROL VALVE HALAR®

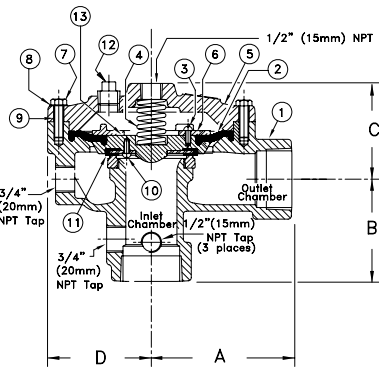
COATED MODEL H-2

2", 3", 4" & 6" (DN50, DN80, DN100 & DN150)

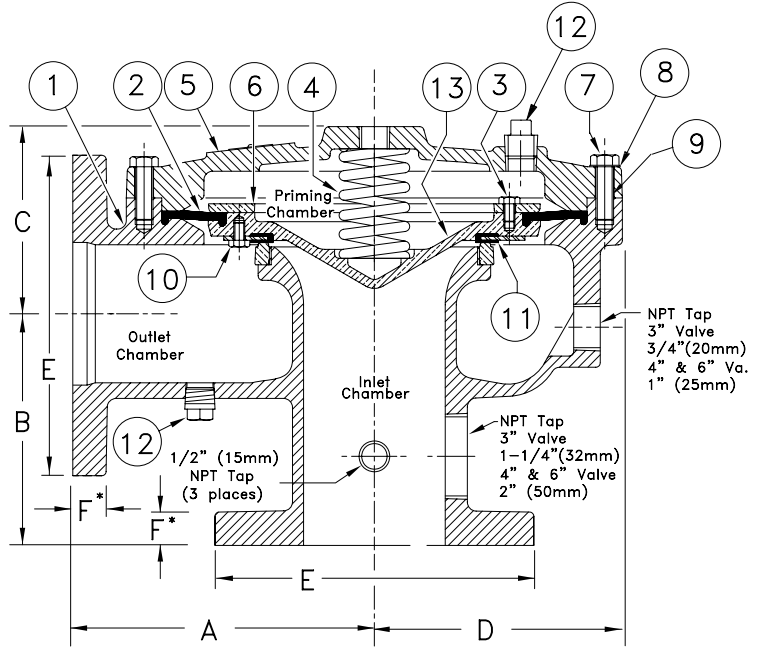
Size	A	B	C	D	E	F*
2" (DN50)	5-1/2" (140)	4" (102)	3-3/4" (95)	4-1/16" (103)	--	--
3" (DN80)	7" (178)	5" (127)	4-1/4" (108)	5-3/8" (137)	7-1/2" (190.5)	3/4" (19.05)
4" (DN100)	9" (229)	6-1/2" (165)	5-1/4" (133)	7" (178)	9" (228.6)	15/16" (23.81)
6" (DN150)	12" (304)	8" (203)	7" (178)	9-1/8" (232)	11" (279.4)	1" (25.4)

Dimensions shown in parentheses are millimeter.
 *4" & 6" valves manufactured with sculptured flanges.
 Dimensions indicate thickness of flange at bolt holes.

Manufactured
 2" 1994 -2012
 3"-6" 1994-



2" (DN50)



3" (DN50), 4" (DN100) & 6" (DN150)

ITEM NO.	PART NUMBERS				DESCRIPTION	MATERIAL	NO. REQ'D			
	2" (DN50)	3" (DN80)	4" (DN100)	6" (DN150)			2" (DN50)	3" (DN80)	4" (DN100)	6" (DN150)
1	--	--	--	--	Body	Halar® Coated Ductile Iron: 60-40-18 or 65-45-12	1	1	1	1
2	04223B	02492C	02377B	01974C	Diaphragm Rubber	EPDM ASTM D-2000	1	1	1	1
3	08214				Screw, R.H., No. 10-24 x 1/2" (12.7 mm) Lg.	#400 Monel	4			
		08214			Screw, R.H., No. 10-24 x 1/2" (12.7 mm) Lg.	#400 Monel		6		
			08217		Screw, H.H.C., 5/16"-18 x 1/2" (12.7 mm) Lg.	#400 Monel			8	
				08218	Screw, H.H.C., 3/8"-16 x 5/8" (15.9 mm) Lg.	#400 Monel				12
4	01905A	05838A	05842A	01920A	Spring	Stainless Steel	1	1	1	1
5	--	--	--	--	Cover	Ductile Iron: 65-45-12	1	1	1	1
6	04224BN	02493BN	02378BN	05704BN	Clamp Ring	Teflon® Coated Bronze: UNS-C84400	1	1	1	1
7	08091				Screw, H.H.C., 3/8" - 16 x 1-1/8" (28.6 mm) Lg.	Stainless Steel: UNS-S30400	8			
		08081			Screw, H.H.C., 1/2"-13 x 1-1/4" (31.8 mm) Lg.	Stainless Steel: UNS-S30400		10		
			08083		Screw, H.H.C., 1/2"-13 x 1-1/2" (38.1 mm) Lg.	Stainless Steel: UNS-S30400			12	
				08085	Screw, H.H.C., 5/8"-11 x 1-3/4" (44.5 mm) Lg.	Stainless Steel: UNS-S30400				15
8	08412	08413	08413	08414	Washer	Stainless Steel: UNS-S30400	8	10	12	15
9	--	--	--	--	Lithium Grease	Lithium Grease	--	--	--	--
10	08214				Screw, R.H., No. 10-24 x 1/2" (12.7 mm) Lg.	# 400 Monel	4			
		08215			Screw, R.H., No. 10-24 x 3/8" (9.5 mm) Lg.	# 400 Monel		6		
			08217		Screw, H.H.C., 5/16"-18 x 1/2" (12.7 mm) Lg.	# 400 Monel			8	
				08882	Screw, H.H.C., 3/8" - 16 x 1/2" (12.7 mm) Lg.	# 400 Monel				12
11	04225B	02497B	02382B	02176B	Seat Rubber	EPDM ASTM D-2000 & St. Stl. UNS-S30400	1	1	1	1
12	None	--	--	--	Plug, 1/2" NPT	Stainless Steel	--	1	1	1
13	*	*	*	*	Clapper	Teflon® Coated Ductile Iron 65-45-12 or Brass UNS-C84400	1	1	1	1
14	--	--	--	--	Seat	Brass UNS-C84400	1	1	1	1

Note: -- Indicates replacement part not available
 * Indicates part is available in Sub-Assembly only - see Sub-Assembly list

SUB-ASSEMBLY LIST

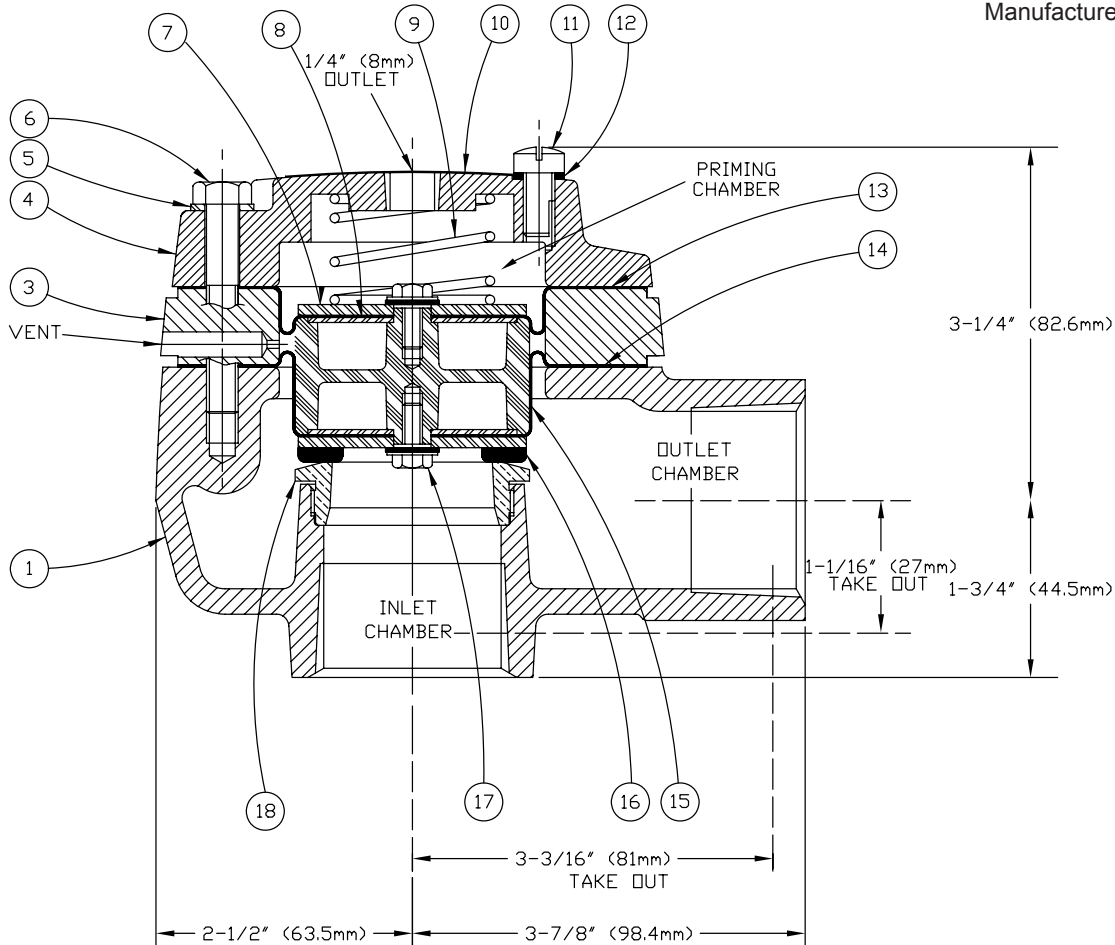
2-3, 6-8, 10, 11, 13	14021	13398	13481	13483	Clapper Assembly Kit
----------------------	-------	-------	-------	-------	----------------------



REPLACEMENT PARTS

**FLOW CONTROL VALVE
MODEL H-3 1-1/2" (DN40)
MAXIMUM 250 PSI WWP**

Manufactured 1997 -



ITEM NO.	PART NUMBER	DESCRIPTION	MATERIAL	NO. REQ'D.
1	--	Body	Ductile Iron 60-40-18	1
3	--	Spacer	Ductile Iron 65-45-12	1
4	--	Cover	Ductile Iron 60-40-18	1
6	04838A	Screw, H.H.C., 5/16-18 x 2" Lg.	Steel	4
7	04211A	Clamp Plate	Stainless Steel UNS-S30400, 12 gauge	1
8	04692A	End Plate	Stainless Steel UNS-S30400, 18 gauge	2
9	09320	Spring	Stainless Steel UNS-30200	1
10	--	Cover Label	Aluminum	1
11	03914A	Vent Screw	Brass	1
12	03915A	Vent Screw Washer	Polypropylene	1
13	04212B	Upper Diaphragm	Polyester Fabric and EPDM Elastomer	1
14	09865	Lower Diaphragm	Polyester Fabric and EPDM Elastomer	1
15	04547B	Piston	Polycarbonate RTP 301	1
16	04928A	Clapper Assembly	Stainless Steel UNS-S30400, 12 gauge & EPDM	1
17	06595A	Screw and Sealing Washer Assembly	Stainless Steel UNS-S30400	2
18	--	Seat	Brass UNS-C84400	1

--Indicates replacement part not available

SUB-ASSEMBLY

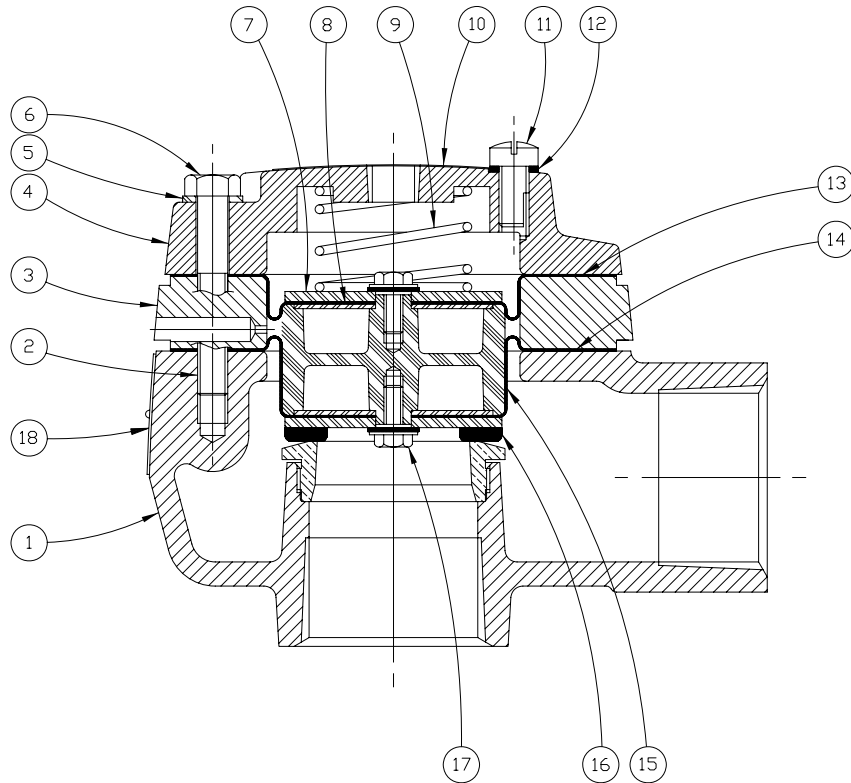
13-14, 16-17	09951	Diaphragm Repair Kit
6-8, 13-17	13486	Clapper Assembly Kit



REPLACEMENT PARTS

**FLOW CONTROL VALVE
HALAR® COATED MODEL H-4
1-1/2" (DN40)**

Manufactured 1994 - 2012



ITEM NO.	PART NUMBER	DESCRIPTION	MATERIAL	NO. REQ'D.
1	--	Body	Ductile Iron 65-45-12, Halar® Coated	1
2	08318	Lithium Grease	Lithium Grease	--
3	--	Spacer	Ductile Iron 65-45-12, Halar® Coated	1
4	--	Cover	Ductile Iron 60-40-18, Halar® Coated	1
5	--	Washer	Stainless Steel	4
6	04838A	Screw, H.H.C., 5/16-18 x 2" Lg.	Stainless Steel	4
7	04211A	Clamp Plate	Stainless Steel UNS-S30400 12 ga.	1
8	04692A	End Plate	Stainless Steel UNS-S30400 18 ga.	2
9	09320	Spring	Stainless Steel UNS-30200	1
10	--	Cover Label	Aluminum	1
11	--	Vent Screw	Monel	1
12	03915A	Vent Screw Washer	Polypropylene	1
13	04212B	Upper Diaphragm	Polyester Fabric and EPDM Elastomer	1
14	09865	Lower Diaphragm	Polyester Fabric and EPDM Elastomer	1
15	04547B	Piston	Polycarbonate RTP 301	1
16	04928A	Clapper Assembly	Stainless Steel UNS-S30400 12 ga. & EPDM	1
17	06595A	Screw and Sealing Washer Assembly	Stainless Steel UNS-S30400	2
18	--	Data Plate, Pressure Rating		1

— Indicates replacement part not available.

SUB-ASSEMBLY LIST

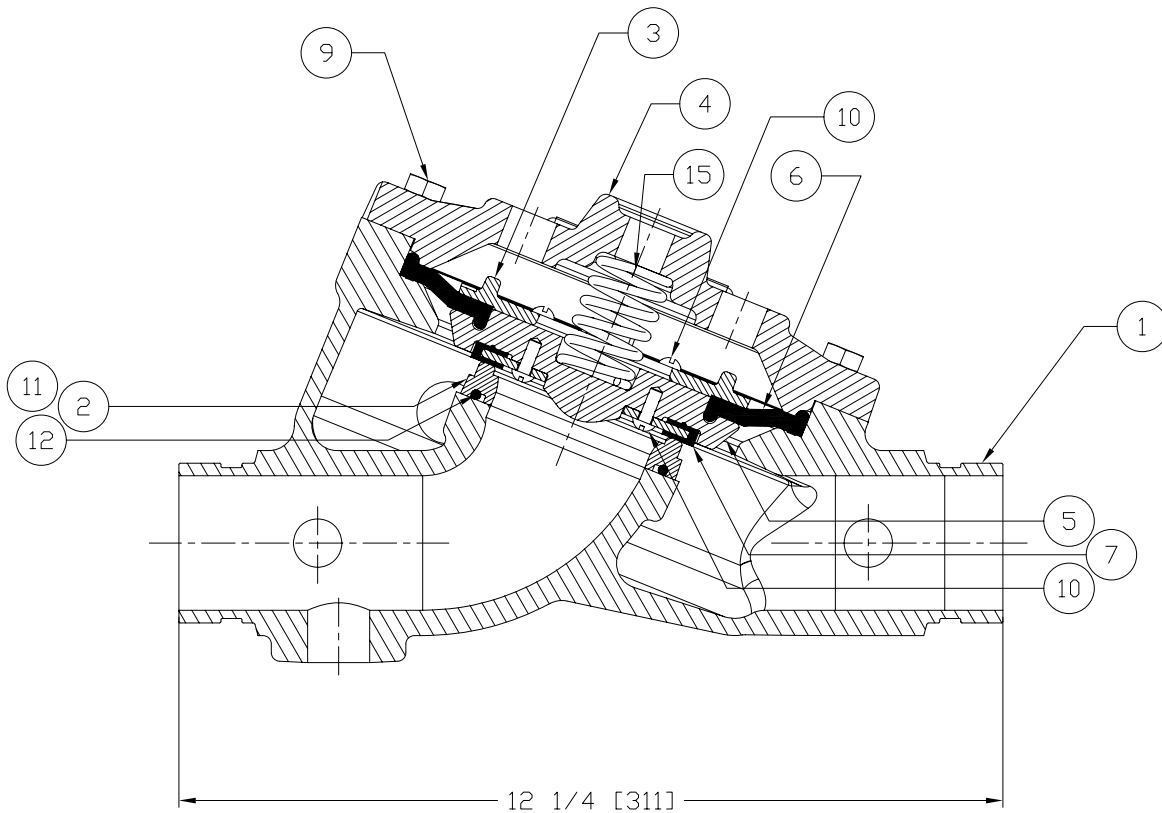
6-8, 13-17	13486	Clapper Assembly Kit
---------------	-------	----------------------



REPLACEMENT PARTS

**FLOW CONTROL VALVE
MODEL J-1
1-1/2" & 2" (DN40 & DN50)**

Manufactured 2004 -



ITEM NO.	PART NUMBER	DESCRIPTION	MATERIAL	NO. REQ'D
1	--	Body	Ductile Iron Grade 65-45-12	1
2	*	Seat	Brass UNS-C84400	1
3	04224B	Ring Clamp, Upper Diaphragm	Brass UNS-C84400	1
4	--	Cover	Ductile Iron Grade 65-45-12	1
5	07046BN	Clapper	Brass UNS-C84400	1
6	12055	Upper Diaphragm	EPDM - ASTM D-2000	1
7	04225B	Rubber Seat Assembly	EPDM - ASTM D-2000/Stainless Steel UNS-S30400	1
8	--	Data Plate	Aluminum Etched	1
9	05855A	Screw, H.H.C., 3/8-16 x 1-1/8 (29 mm)	Steel SAE-Grade 5, ASTM A449	8
10	02494A	Screw, R.H., 10-24 x 1/2 (12.7 mm)	Stainless Steel UNS-S30200	8
11	*	Screw, R.H., 10-24 x 5/8 (16 mm)	Stainless Steel UNS-S30200	4
12	*	O-Ring	EPDM	1
13	01905A	Spring	Stainless Steel UNS-S30200	1

-- Indicates replacement part not available

* Indicates part available only in sub-assembly listed below

SUB-ASSEMBLY

3, 5-7, 9, 10	13498	Clapper Assembly Kit
2, 11-12	14711-2	Seat Replacement Kit*

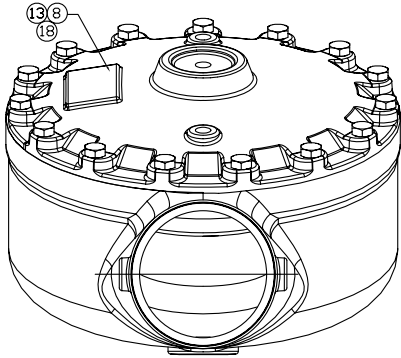
*Note: Includes O-ring lubricant to be added to ring groove in seat.



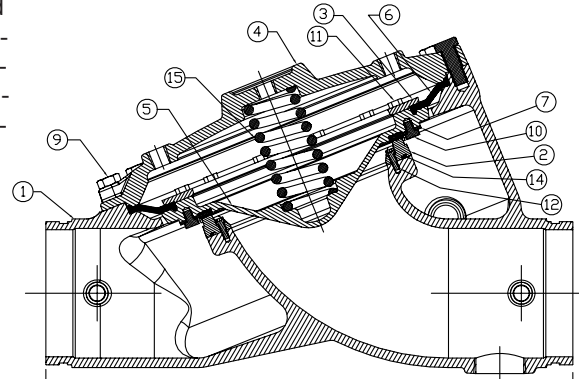
REPLACEMENT PARTS

FLOW CONTROL VALVE MODEL J-1

2-1/2" - 8" (DN65 - DN200)



Manufactured
 2-1/2" 2005 -
 3" 2004 -
 4" - 6" 2003 -
 8" 2000 -



2-1/2 - 15-1/8" [384]
 3" - 15-1/8" [384]
 4" - 19-1/2" [495]
 6" - 24 3/8 [619]
 8" - 29-1/2" [749]

ITEM NO.	PART NUMBER				DESCRIPTION	MATERIAL	NO. REQ'D			
	2-1/2" & 3"	4"	6"	8"			2-1/2" & 3"	4"	6"	8"
1	--	--	--	--	Body	Ductile Iron, Grade 65-45-12	1	1	1	1
2	*	*	*		Seat	Brass, UNS-C84400	1	1	1	1
				*	Seat	Brass, UNS-C83600				
3	02493B	02378B	05704B		Ring Clamp, Upper Diaphragm	Brass, UNS-C84400	1	1	1	1
				10514	Ring Clamp, Upper Diaphragm	Brass, UNS-C83600				
4	--	--	--	--	Cover	Ductile Iron, Grade 65-45-12	1	1	1	1
5	08846N	08844N	08570N	10518N/B	Clapper	Ductile Iron, Teflon Coated	1	1	1	1
6	12012	11560	11561	10510	Upper Diaphragm	EPDM - ASTM D-2000	1	1	1	1
7	02497B	02382B	02176B	10512	Rubber Seat Assembly	EPDM - ASTM D-2000	1	1	1	1
8	--	--	--	--	Data Plate	Aluminum Etched	1	1	1	1
9	02169A				Screw, H.H.C ¹ , 1/2-13 x 1 1/4 (32)	Steel, Low Carbon, SAE Grade 5	10			
		02200A			Screw, H.H.C ¹ , 1/2-13 x 1 1/2 (38)	Steel, Low Carbon, SAE Grade 2		12		
			05707A	05707A	Screw, H.H.C ¹ , 5/8-11 x 1 3/4 (44)	Steel, Low Carbon, SAE Grade 2			15	16
10	02496A				Screw, R.H. ³ , 10-24 x 3/8 (9.5)	Stainless Steel UNS - S30200	6			
		02383A			Screw, H.H.C ¹ , 5/16-18 x 1/2 (13)	Stainless Steel UNS - S30400		8		
			07932		Screw, H.H.C ¹ , 3/8-16 x 1/2 (13)	Stainless Steel UNS - S30400			12	
				11021	Screw, S.H.C ² , 3/8-16 x 1/2 (13)	Stainless Steel UNS - S31600				12
11	02494A				Screw, R.H. ³ , 10-24 x 1/2 (13)	Stainless Steel UNS - S30200	6			
		02383A			Screw, H.H.C ¹ , 5/16-18 x 1/2 (13)	Stainless Steel UNS - S30400		8		
			02454A		Screw, H.H.C ¹ , 3/8-16 x 5/8 (16)	Stainless Steel UNS - S30400			12	
				11022	Screw, S.H.C ² , 3/8-16 x 3/4 (19.1)	Stainless Steel UNS - S31600				12
12	*				Screw, R.H. ³ , 10-24 x 5/8 (16)	Stainless Steel UNS - S30200	4			
		*			Screw, S.H.C ¹ , 10-24 x 3/4 (19)	Stainless Steel UNS - S31600		6		
			*	*	Screw, S.H.C ² , 1/4-20 x 3/4 (19)	Stainless Steel UNS - S30200			8	6
13	--	--	--	--	Tack	Tack	2	4	2	4
14	*	*	*	*	O-Ring	EPDM	1	1	1	1
15	05838A	05842A	01920A	10527	Spring	Stainless Steel	1	1	1	1
Not Shown				11570	Eye Bolt, 5/8-11-UNC	Carbon Steel				1
Not Shown				F01256	Nut, 5/8-11-UNC	Stainless Steel				1
18	--	--	--	--	Plate, PN10 Flange Identifier	Aluminum	1	1	1	1

-- Indicates no replacement part available

* Indicates part available only in sub-assembly listed below

SUB-ASSEMBLY

3, 5-7, 9-11	13488	13490	13492	13484	Clapper Assembly
2, 12, 14	14711-3	14711-4	14711-6	14711-8	Seat Replacement Kit*

¹ Hex Head Cap Screw

² Socket Head Cap Screw, (8" Valve - #10 & 11 must be S.H.C. for clearance with seat)

³ Round Head Phillips Drive Screw

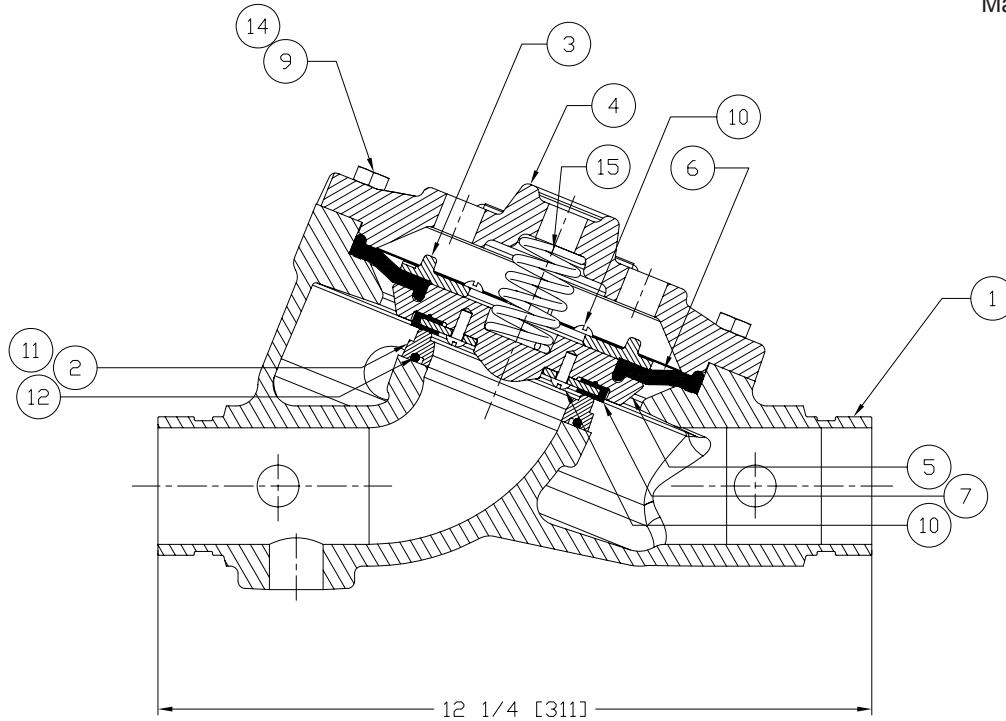
*Note: Includes o-ring lubricant to be added to ring groove in seat.



REPLACEMENT PARTS

**FLOW CONTROL VALVE HALAR®
COATED MODEL J-2
1-1/2" & 2" (DN40 & DN50)**

Manufactured 2004 -



ITEM NO.	PART NUMBER	DESCRIPTION	MATERIAL	NO. REQ'D.
1	--	Body	Ductile Iron	1
2	*	Seat	Brass	1
3	04224BN	Ring Clamp, Upper Diaphragm	Brass Casting	1
4	--	Cover	Ductile Iron	1
5	07046BN	Clapper	Ductile Iron	1
6	12055	Upper Diaphragm	EPDM - ASTM D-2000	1
7	04225B	Rubber Seat Assembly	EPDM - ASTM D-2000	1
8	--	Data Plate	Aluminum Etched	1
9	08091	Screw, H.H.C. ¹ , 3/8-16 x 1-1/8 (29)	Steel, SAE-Grade 5, ASTM A449	8
10	08214	Screw, R.H. ² , 10-24 x 1/2 (12.7)	#400 Monel	8
11	*	Screw, R.H. ² , 10-24 x 5/8 (16)	#400 Monel	4
12	*	O-Ring	EPDM	1
13	01905A	Spring	Stainless Steel, UNS-S30200	1
14	08412	Washer	Stainless Steel	12

-- Indicates no replacement part available

* Indicates part available only in sub-assembly listed below

SUB-ASSEMBLY

3, 5-7, 9, 10, 14	13396	Clapper Assembly Kit
2, 11-12	14712-2	Seat Replacement Kit*

¹ Hex Head Cap Screw

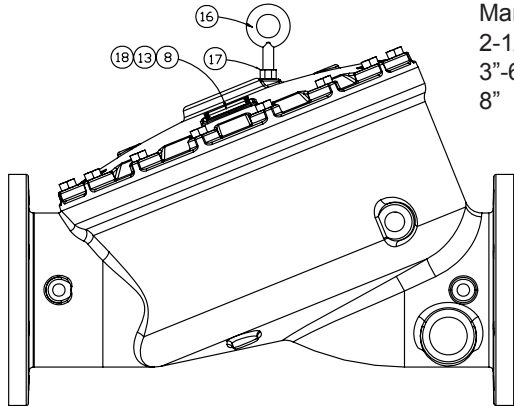
² Round Head, Phillips Drive Screw

*Note: Includes o-ring lubricant to be added to ring groove in seat.

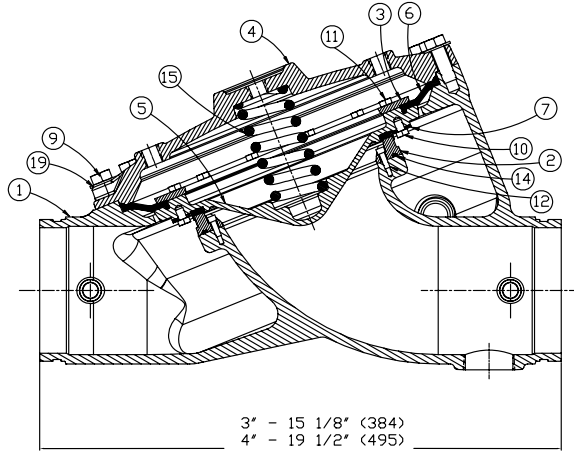


REPLACEMENT PARTS

**FLOW CONTROL VALVE HALAR®
COATED MODEL J-2
2-1/2" - 8" (DN65 - DN200)**



Manufactured
2-1/2" 2005 -
3"-6" 2002 -
8" 2000 -



3" - 15 1/8" (384)
4" - 19 1/2" (495)
6" - 24 3/8" (619)
8" - 29 1/2" (749)

ITEM NO.	PART NUMBER				DESCRIPTION	MATERIAL	NO. REQ'D			
	2-1/2" (DN65) & 3" (DN80)	4" (DN100)	6" (DN150)	8" (DN200)			2-1/2" (DN65) & 3" (DN80)	4" (DN100)	6" (DN150)	8" (DN200)
1	--	--	--	--	Body	Ductile Iron, Grade 65-45-12, Halar® Coated	1	1	1	1
2	*	*	*		Seat	Brass, UNS-C84400, Nickel/Tin Plated	1	1	1	
				*	Seat	Brass, UNS-C83600, Nickel/Tin Plated				1
3	02493BN	02378BN	05704BN		Ring Clamp, Upper Diaphragm	Brass, UNS-C84400, Teflon Coated	1	1	1	
				10514N	Ring Clamp, Upper Diaphragm	Brass, UNS-C83600, Teflon Coated				1
4	--	--	--	--	Cover	Ductile Iron, Grade 65-45-12, Halar® Coated	1	1	1	1
5	08846N	08844N	08570N	10518N/B	Clapper	Ductile Iron, Teflon Coated	1	1	1	1
6	12012	11560	11561	10510	Upper Diaphragm	EPDM - ASTM D-2000	1	1	1	1
7	02497B	02382B	02176B	10512	Rubber Seat Assembly	EPDM - ASTM D-2000	1	1	1	1
8	--	--	--	--	Data Plate	Aluminum Etched	1	1	1	1
9	08081				Screw, H.H.C ¹ , 1/2-13 x 1 1/4 (32 mm)	Stainless Steel, UNS-S30400	10			
		08083			Screw, H.H.C ¹ , 1/2-13 x 1 1/2 (38 mm)	Stainless Steel, UNS-S30400		12		
10			08085	08085	Screw, H.H.C ¹ , 5/8-11 x 1 3/4 (44 mm)	Stainless Steel, UNS-S30400			15	16
	08215				Screw, R.H. ³ , 10-24 x 3/8 (9,5 mm)	#400 Monel	6			
		08217			Screw, H.H.C ¹ , 5/16-18 x 1/2 (13 mm)	#400 Monel		8		
			08882		Screw, H.H.C ¹ , 3/8-16 x 1/2 (13 mm)	#400 Monel			12	
11				11116	Screw, S.H.C ² , 3/8-16 x 1/2 (13 mm)	#400 Monel				12
	08214				Screw, R.H. ³ , 10-24 x 1/2 (13 mm)	#400 Monel	6			
		08217			Screw, H.H.C ¹ , 5/16-18 x 1/2 (13 mm)	#400 Monel		8		
			08218		Screw, H.H.C ¹ , 3/8-16 x 5/8 (16 mm)	#400 Monel			12	
12				11117	Screw, S.H.C ² , 3/8-16 x 3/4 (19,1 mm)	#400 Monel				12
	*				Screw, R.H. ³ , 10-24 x 5/8 (16 mm)	#400 Monel	4			
		*			Screw, S.H.C ² , 10-24 x 3/4 (19,1 mm)	#400 Monel		6		
		*	*	Screw, S.H.C ² , 1/4-20 x 3/4 (19,1 mm)	#400 Monel			8	6	
13	--	--	--	--	Tack	Tack	2	4	2	4
14	*	*	*	*	O-Ring	EPDM	1	1	1	1
15	05838A	05842A	01920A	10527	Spring	Stainless Steel	1	1	1	1
16				11570	Eye Bolt, 5/8-11-UNC	Carbon Steel				1
17				F01256	Nut, 5/8-11-UNC	Stainless Steel				1
18				--	Plate, PN10 Flange Identifier	Aluminum	1	1	1	1
				--	Plate, PN16 Flange Identifier					
19	08413	08413	08414	08414	Washer	300 Series Stainless Steel	12	12	15	16

-- Indicates no replacement part available

* Indicates part available only in sub-assembly listed below

SUB-ASSEMBLY

3, 5-7, 9-11, 19	13489	13491	13493	13485	Clapper Assembly
2, 12, 14	14712-3	14712-4	14712-6	14712-8	Seat Replacement Kit*

¹ Hex Head Cap Screw ² Socket Head Cap Screw, (8" Valve - #10 & 11 must be S.H.C. for clearance with seat)

³ Round Head Phillips Drive Screw

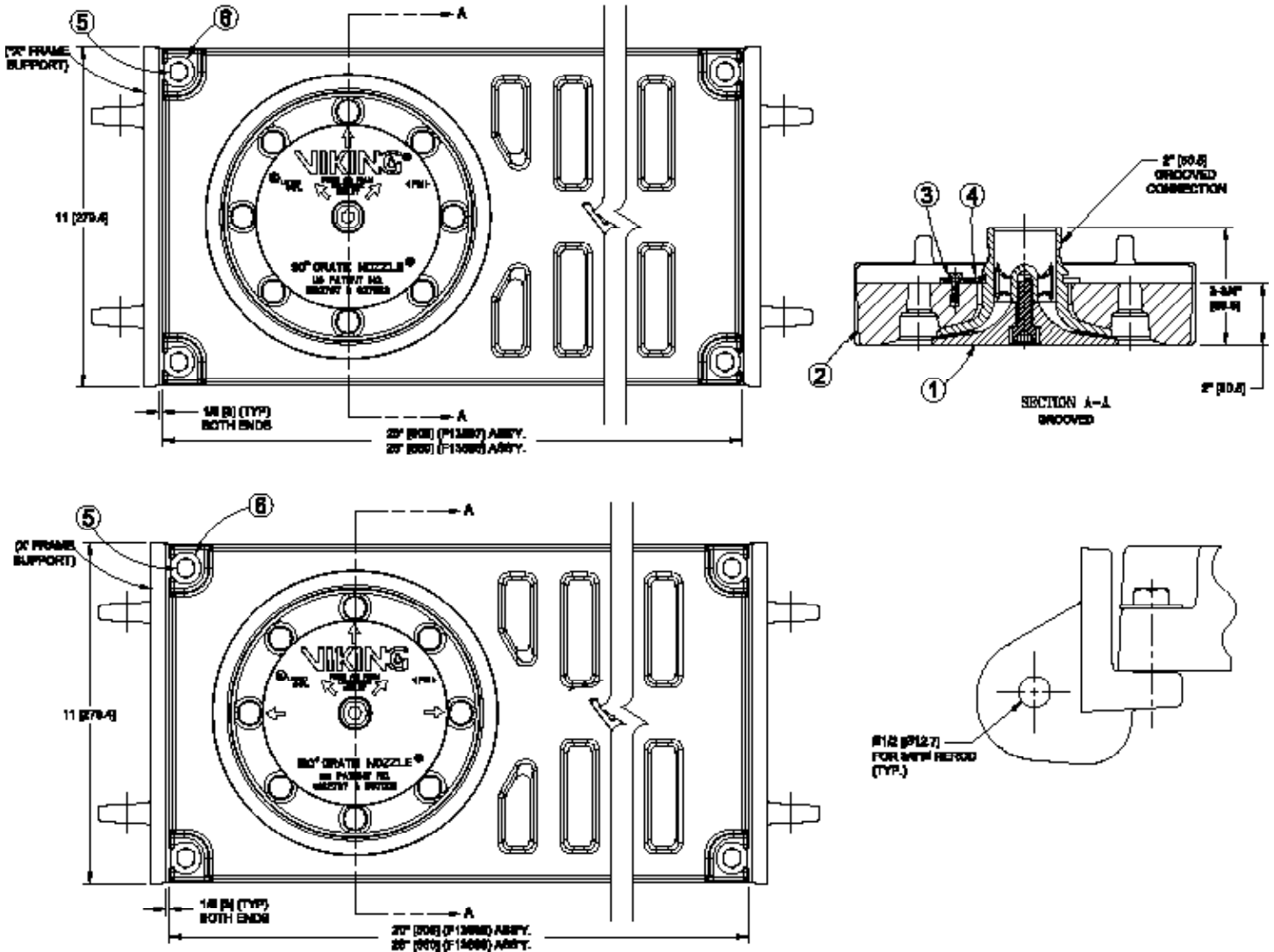
*Note: Includes o-ring lubricant to be added to ring groove in seat.



REPLACEMENT PARTS

90° AND 180°
GRATE NOZZLE®

Manufactured 2000 -



ITEM NO.	PART NUMBER				DESCRIPTION	MATERIAL	NO. REQ'D
	20" 90° F13687	26" 90° F13686	20" 180° F13690	26" 180° F13689			
1	F13684		F13685		Nozzle Assembly	316 Stainless Steel	1
2	F02020/Q08	F02003/Q08	F02020/Q08	F02003/Q08	Grate	80-55-06 Ductile Iron	1
3	01761A				Screw, H.H.C., 1/4-20 x 1/2" Lg.	Stainless Steel, 300 Series	3
4	F02008				Spring Clip	316 Stainless Steel	3
5	10949				Screw, H.H.C., 3/8-16 x 1-1/2 Lg.	Stainless Steel UNS-S30400	4
6	10951				3/8 Flat Washer	316 Stainless Steel	4
7	10950				Screw, 1/2-13 X 1-1/2	316 Stainless Steel	1

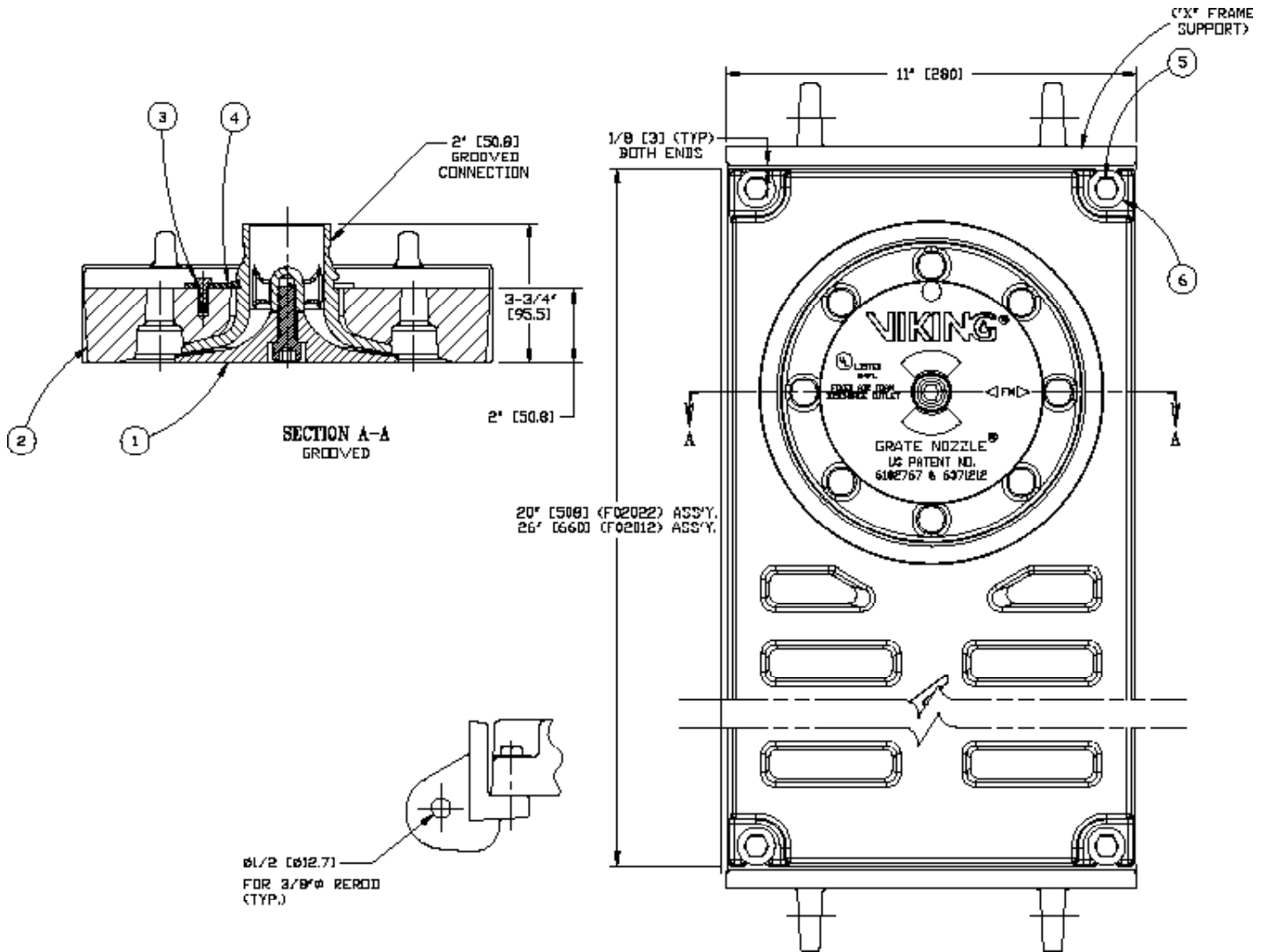
-- Indicates replacement part not available



REPLACEMENT PARTS

360°
GRATE NOZZLE®

Manufactured 2000 -



ITEM NO.	PART NUMBER		DESCRIPTION	MATERIAL	NO. REQ'D
	F02012	F02022			
1	F02013	F02013	Nozzle Assy	316 Stainless Steel	1
2	F02003/Q08	F02020/Q08	Grate	80-55-06 Ductile Iron	1
3	01761A	01761A	Screw, H.H.C., 1/4-20 x 1/2" Lg.	Stainless Steel, 300 Series	3
4	F02008	F02008	Spring Clip	316 Stainless Steel	3
5	10949	10949	Screw, H.H.C., 3/8-16 x 1-1/2 Lg.	Stainless Steel UNS-S30400	4
6	10951	10951	3/8 Flat Washer	316 Stainless Steel	4
7	10950	10950	Screw, 1/2-13 X 1-1/2	316 Stainless Steel	1

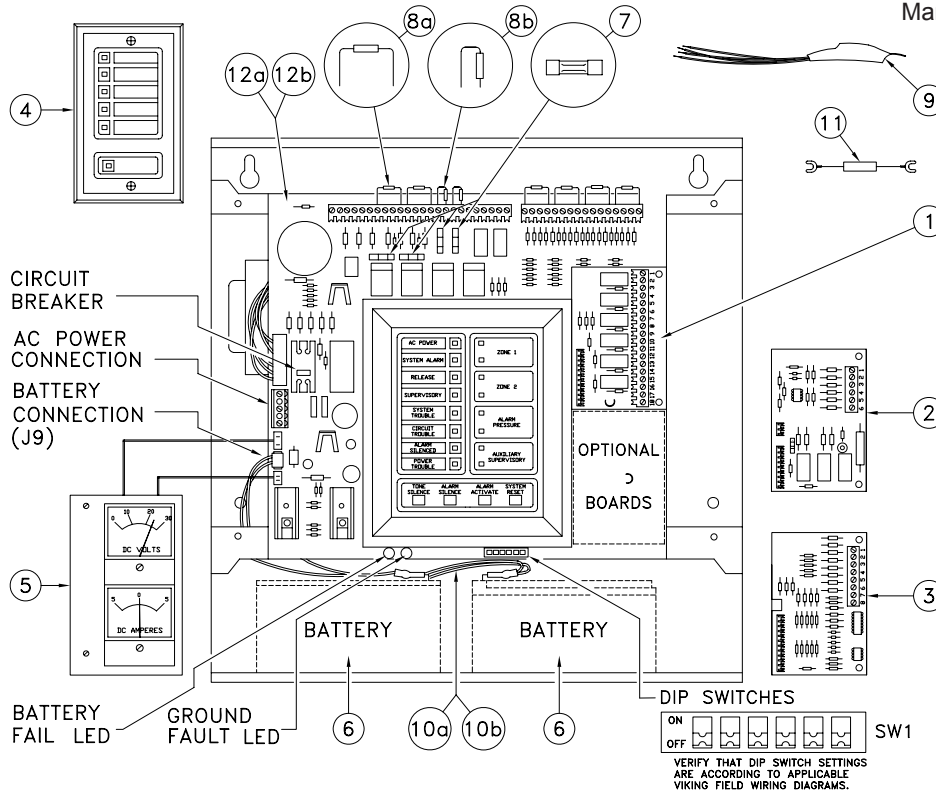
-- Indicates replacement part not available



REPLACEMENT PARTS

PAR-3 RELEASE
CONTROL PANEL
MODEL B-1

Manufactured 1991 - 2007



ITEM NO.	PART NUMBER	DESCRIPTION	NO. REQ'D.	NOTES
1	07912	Zone Relay Module 4XZM (Included with Panel) ¹	1	Optional ¹
2	07909	Transmitter Module 4XTM	1	Optional
3	07910	LED Interface Module 4XLM	1	Optional
4	07911	Remote Annunciator Module RZA-4X	1	Optional
5	07917	Voltage, Current Meters 4XMM	1	Optional
6	07920	Battery, 12V, 7 Amp Hr. Capacity ² OR	2	Two Batteries Required ²
	07921	Battery, 12V, 12 Amp Hr. Capacity ² OR	2	
	09867	Battery, 12V, 18 Amp Hr. Capacity ²	2	
	09866	Battery Box, Required when using 18 AH Batteries		
7	07915	Fuses, 4 Amp	4	Included
8a	07914	Resistor, Dummy Load (Notifier 71245)	6	Included
8b	08391	Resistor, Dummy Load (Notifier 27072)	2	Included
9	07919	Power Relay	1	Optional
10a	07916	Battery Plug Wire Ass'y (7 Amp Battery)	1	Included
10b	08285	Battery Plug Wire Ass'y (12 Amp Battery)	1	Included
11	07913	Resistor, End-of-Line (Notifier 71252)	1	Optional
12a	08389	Mother Board 110 Volt ³	1	Included ³
12b	08390	Mother Board 220 Volt ³	1	Included ³

-- Indicates replacement part not available

¹This unit can support a second Zone Relay Module 4XZM in addition to the one included with the panel.

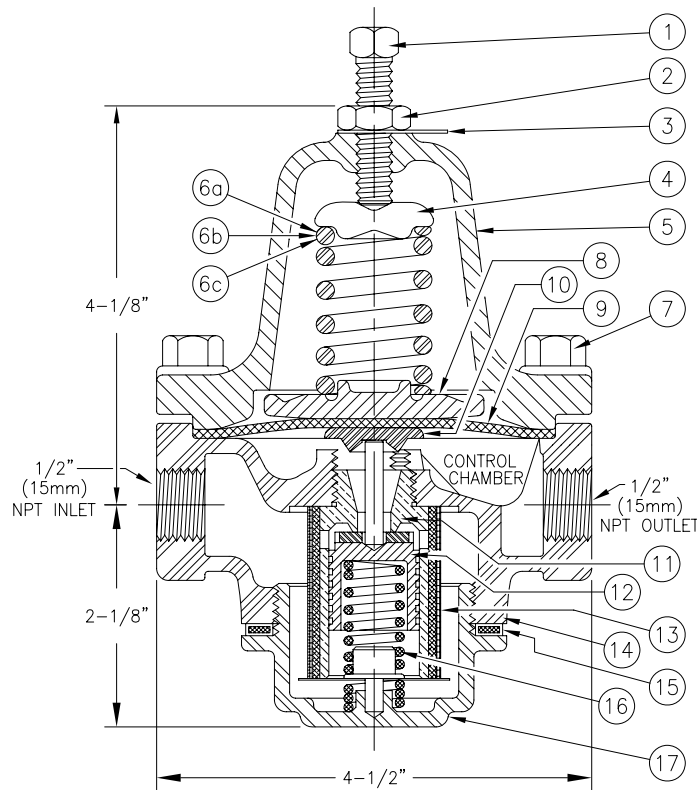
²Always use two batteries of the same amperage. Order batteries separately after performing power calculations to determine size of battery required to meet standby requirements.

³Voltage of AC Power Supply determines voltage of Mother Board required.



REPLACEMENT PARTS

**PILOT PRESSURE REGULATING VALVE
MODEL C-1 & C-2**



Manufactured
C-1 1985 - 1999
C-2 2000 -

ITEM NO.	PART NUMBER	DESCRIPTION	MATERIAL	NO. REQ'D
1	--	Pressure Screw	Steel	1
2	--	Lock Nut	Steel	1
3	--	Identification Tag	Aluminum	1
4	--	Spring Button	Iron	1
5	--	Spring Chamber/Cover	Bronze	1
6a	09198	10-50 PSIG Pressure Spring	Steel	1
6b	09199	30-125 PSIG Pressure Spring	Steel	1
6c	09200	50-150 PSIG Pressure Spring	Steel	1
7	--	Assembly Bolts with Nuts	Steel	6
8	--	Pressure Plate	Cast Iron	1
9	*	Diaphragm	Buna-N Nylon	1
10	--	Pusher Post Button	Y-Brass	1
11	*	Cylinder/Seat	Naval Brass	1
12	*	Piston Assembly (Piston, Pusher Post, Composition Seat)	Y-Brass, Buna-N	1
13	*	Strainer Screen	Stainless Steel	1
14	--	Body	Bronze	1
15	*	Bottom Plug Gasket	Copper Covered	1
16	*	Piston Spring	302 Stainless Steel	1
17	--	Bottom Plug Assembly (Bottom Plug, Screen Washer, Screen Washer Spring, Piston Spring Support)	R-Brass, Y-Brass, 302 Stainless Steel	1

--Indicates replacement part not available

*Indicates replacement part only available in Sub-Assembly listed below.

SUB-ASSEMBLY

9, 11-13, 15, 16	12608	Pressure Regulating Pilot Valve Repair Kit		
------------------	-------	--	--	--

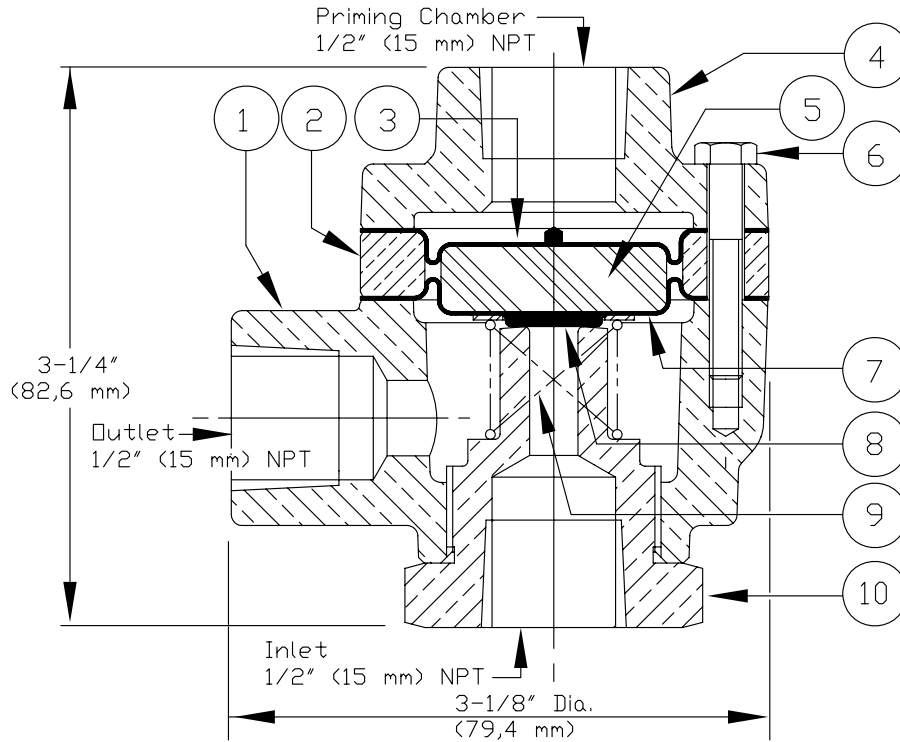
C-1 & C-2 parts are interchangeable.



REPLACEMENT PARTS

**PNEUMATIC ACTUATOR
MODEL H-1 & R-1**

Manufactured
H-1 1986 -
R-1 1996 -



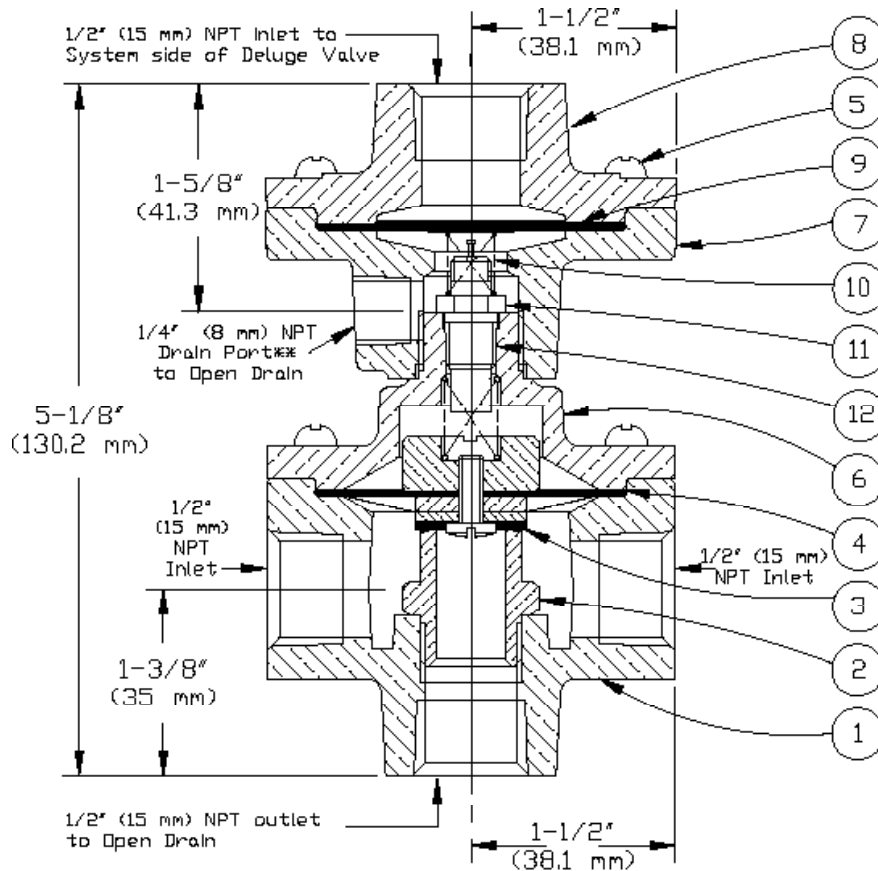
ITEM NO.	PART NUMBER		DESCRIPTION	MATERIAL		NO. REQ'D
	H-1	R-1		H-1	R-1	
1	--	--	Body	Brass UNS-C84400	Brass ¹ UNS-C84400	1
2	--	--	Spacer	Brass UNS-C84400	Brass ¹ UNS-C84400	1
3	04735A	04735A	Upper Diaphragm	EPDM/Polyester Fabric	EPDM/Polyester Fabric	1
4	--	--	Cover	Brass UNS-C84400	Brass ¹ UNS-C84400	1
5	04736A	04736A	Piston	Polycarbonate	Polycarbonate	1
6	12470	12471	Hex Head Screw, #10-24 x 1-1/4" lg.	Steel Zinc Coated	#K - 500 Monel	3
7	04861A	04861A	Lower Diaphragm	EPDM/Polyester Fabric	EPDM/Polyester Fabric	1
8	04739A	06227A	Spring Pad	Stainless Steel UNS-S30200/ UNS-S30400	Monel #400	1
9	04741A	06224A	Spring	Stainless Steel UNS-S30200	Inconel #600	1
10	06464B	06464BJ	Seat	Brass UNS-C36000	Brass ² UNS-C36000	1
¹ Electroless Nickel plated, Model R-1 only						
² Nickel and Tin plated, Model R-1 only						
--Indicates replacement part not available.						
SUB-ASSEMBLY						
3, 5-9	12609	12610	Maintenance Kit			



REPLACEMENT PARTS

**PRESSURE OPERATED
RELIEF VALVE (PORV)
MODEL C-1**

Manufactured 1966 -



** Orientation of 1/4" outlet axis may vary relative to axis of 1/2" Inlet ports.

ITEM NO.	PART NUMBER	DESCRIPTION	MATERIAL	NO. REQ'D
1	--	Body	Brass	1
2	01468A	Seat	Brass	1
3	*	Diaphragm Assembly	Various	1
4	01604A	Seal Ring	Nylon Reinforced Neoprene	1
5	04505A	Screw, R.H., #10-24 x 5/8 (15,9 mm)	Stainless Steel	12
6	--	Cover	Brass	1
7	--	Base	Brass	1
8	--	End Cover	Brass	1
9	01792A	Diaphragm	Neoprene	1
10	04137A	Spring	Stainless Steel	1
11	06418A	Schrader Valve Assembly†	Brass and Stainless Steel	1
12	06177A	Clapper Spring	Stainless Steel	1

--Indicates replacement part not available.

* Indicates replacement part only available in a Sub-Assembly listed below.

† Schrader Valve Assembly replacement not available for the Model C-1 PORV manufactured prior to 1989.

SUB-ASSEMBLY

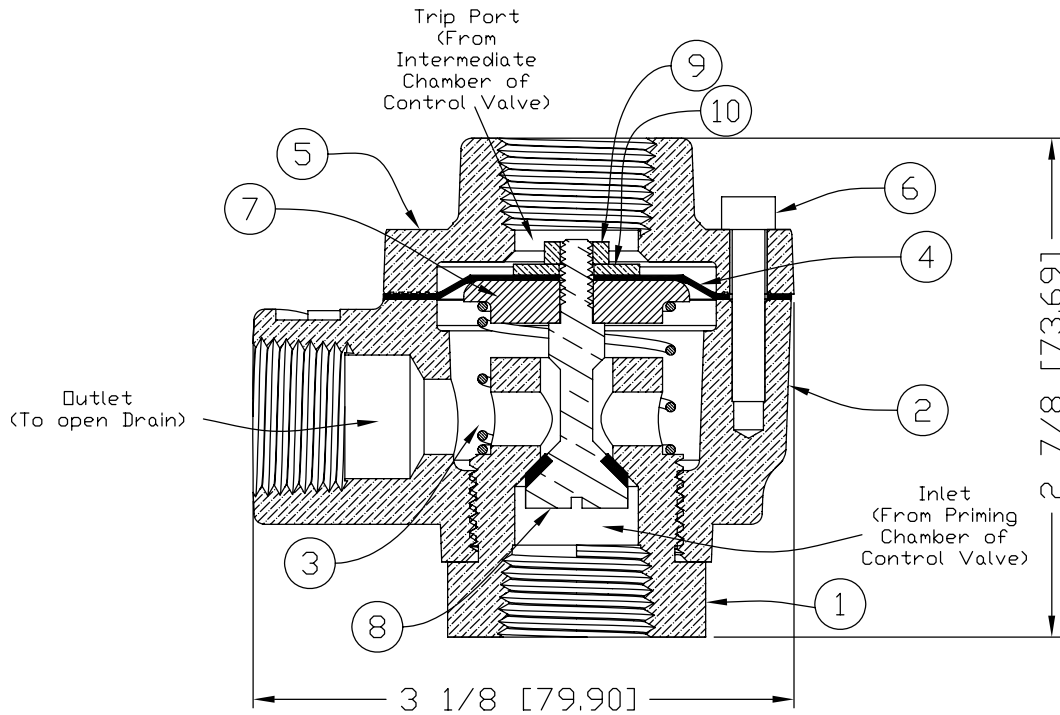
3-5, 9-12	12611	Maintenance Kit†		
-----------	-------	------------------	--	--



REPLACEMENT PARTS

**PRESSURE OPERATED
RELIEF VALVE (PORV)
MODEL D-1 & D-2**

Manufactured 2007 -



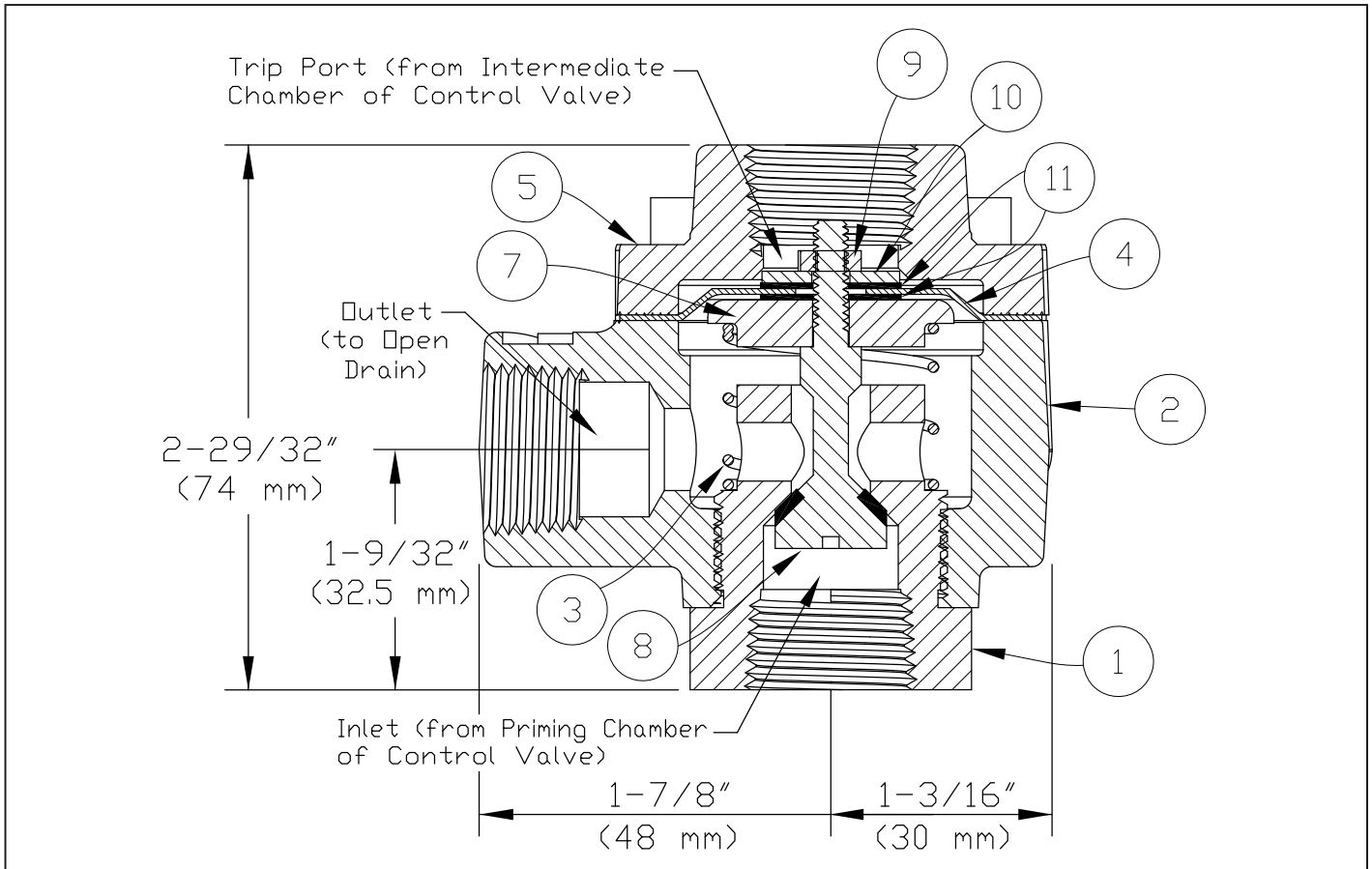
ITEM NO.	PART NUMBER		DESCRIPTION	MATERIAL		NO REQ'D
	D-1	D-2		D-1 - STANDARD BRASS	D-2 - CORROSION RESISTANT	
1	--	--	Seat	Brass, UNS - C36000	Brass, UNS-C36000, Electroless Nickel Plated	1
2	--	--	Body	Brass, UNS - C84400	Brass, UNS-C84400, Electroless Nickel Plated	1
3	13592	13592	Spring	Stainless Steel, UNS - S30200	Stainless Steel, UNS-S30200	1
4	13593	13593	Diaphragm	Polyester & EPDM	Polyester & EPDM	1
5	--	--	Cover	Brass, UNS - C84400	Brass, UNS-C84400, Electroless Nickel Plated	1
6	F09649	F09649	Screw, SHC, #10-24 X 1"	Stainless Steel, UNS - S31600	Stainless Steel, UNS - S31600	3
7	13595	13595	Support	10% Glass filled Polycarbonate	10% Glass filled Polycarbonate	1
8	13599	13857	Push Rod	EPDM & Brass, UNS - C36000	EPDM & Stainless Steel, UNS-S31600	1
9	01755A	01755A	Jam Nut, #10-24	Stainless Steel, UNS - S30400	Stainless Steel, UNS-S30400	1
10	13836	13836	Washer, #10	Stainless Steel	Stainless Steel	1
-- Indicates replacement part not available						
SUB-ASSEMBLY						
3, 4, 6-10			D-1 - 13986 D-2 - 13987	Maintenance Kit		



REPLACEMENT PARTS

**PRESSURE OPERATED
RELIEF VALVE (PORV)
MODEL D-3 & D-4**

Manufactured 2011 -



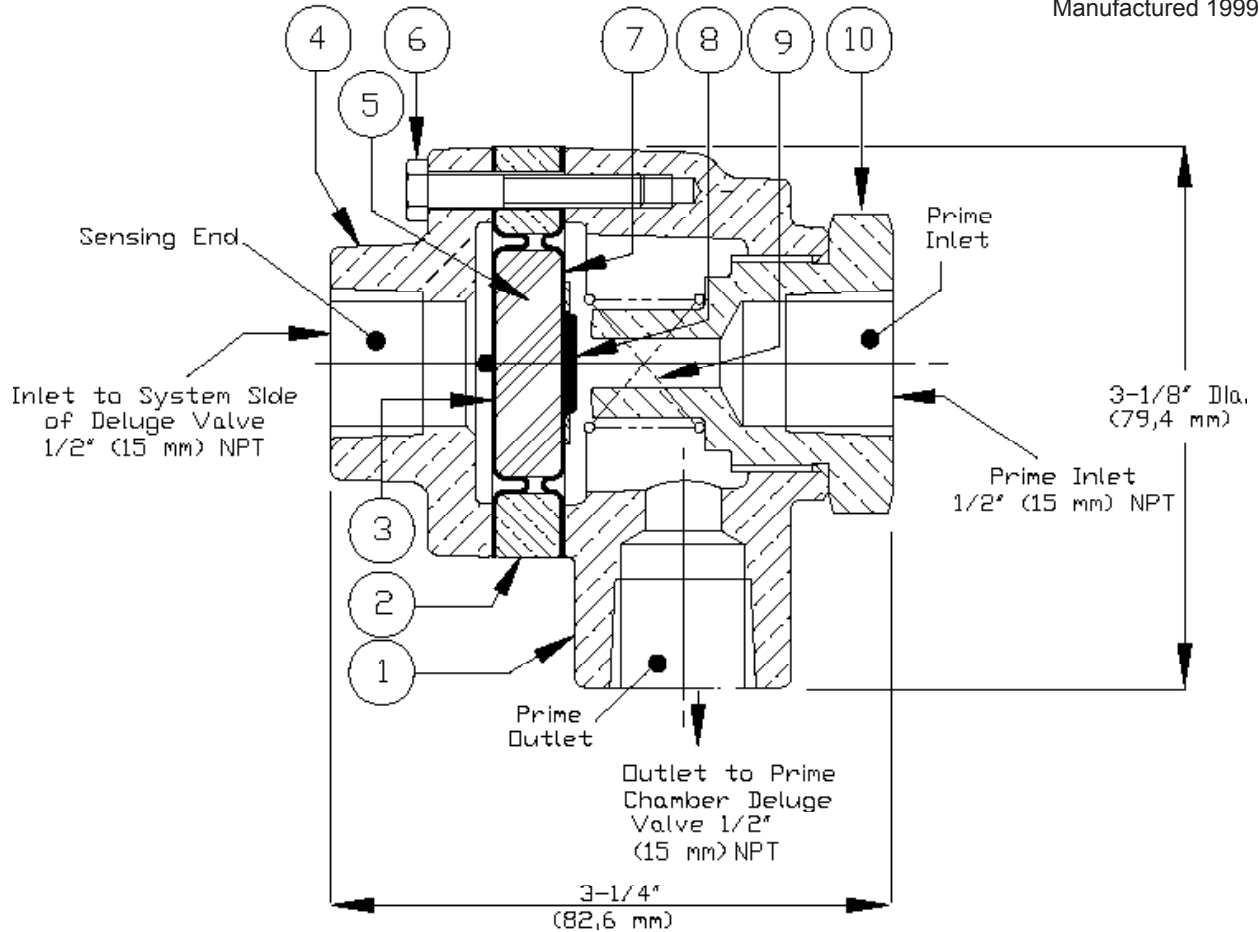
ITEM NO.	PART #		DESCRIPTION	MATERIAL		NO REQD
	D-3	D-4		D-3, STANDARD BRASS	D-4, CORROSION RESISTANT	
1	--	--	Seat	Brass, UNS-C36000	Brass, UNS-C36000, Electroless Nickel Plated	1
2	--	--	Body	Brass, UNS-C84400	Brass, UNS-C84400, Electroless Nickel Plated	1
3	13592	13592	Spring	Stainless Steel, UNS - S30200	Stainless Steel, UNS-S30200	1
4	16142	16142	Diaphragm	Polyester & EPDM	Polyester & EPDM	1
5	--	--	Cover	Brass, UNS-C84400	Brass, UNS-C84400, Electroless Nickel Plated	1
6	16972	16972	Screw, SHC, #-1/4-20 x 1"	Stainless Steel, UNS-S31600	Stainless Steel, UNS - S31600	4
7	13595	13595	Support	10% Glass filled Polycarbonate	10% Glass filled Polycarbonate	1
8	13599	13857	Push Rod	EPDM & Brass, UNS-C36000	EPDM & Stainless Steel, UNS-S31600	1
9	01755A	01755A	Jam Nut, #10-24	Stainless Steel, UNS-S30400	Stainless Steel, UNS-S30400	1
10	13836	13836	Washer, #10	Stainless Steel	Stainless Steel	1
11	16700	16700	Rubber Washer, #10	EPDM, ASTM D2000	EPDM, ASTM D2000	2
-- Indicates replacement part not available						
SUB-ASSEMBLY						
3, 4, 6-11	16968	16969	Maintenance Kit			



REPLACEMENT PARTS

**PRIME SHUT-OFF VALVE (PSOV)
MODEL A-1 & A-2**

Manufactured 1999 - 2006



ITEM NO.	PART NUMBER		DESCRIPTION	MATERIAL		NO. REQ'D
	A-1	A-2		MODEL A-1	MODEL A-2	
1	–	–	Body	Brass, UNS-C84400	Brass ¹ , UNS-C84400	1
2	–	–	Spacer	Brass, UNS-C84400	Brass ¹ , UNS-C84400	1
3	04735A	04735A	Upper Diaphragm	EPDM/Polyester Fabric	EPDM/Polyester Fabric	1
4	–	–	Cover	Brass, UNS-C84400	Brass ¹ , UNS-C84400	1
5	04736A	04736A	Piston	Polycarbonate	Polycarbonate	1
6	12470	12471	Hex Head Screw, #10-24 x 1-1/4" Lg.	Steel, Zinc Coated	Monel #K-500	3
7	04861A	04861A	Lower Diaphragm	EPDM/Polyester Fabric	EPDM/Polyester Fabric	1
8	04739A	06227A	Spring Pad	Stainless Steel UNS-S30200/UNS-S30400	Monel #400	1
9	04741A	06224A	Spring	Stainless Steel UNS-S30200	Inconel #600	1
10	06464B	06464BJ	Seat	Brass, UNS-C36000	Brass ² , UNS-C36000	1

¹ Electroless Nickel plated, Model A-2 only, Specification No. SPF02-J01.

² Electroless Nickel and tin plated, Model A-2 only, Specification No. SPF-02-J07.

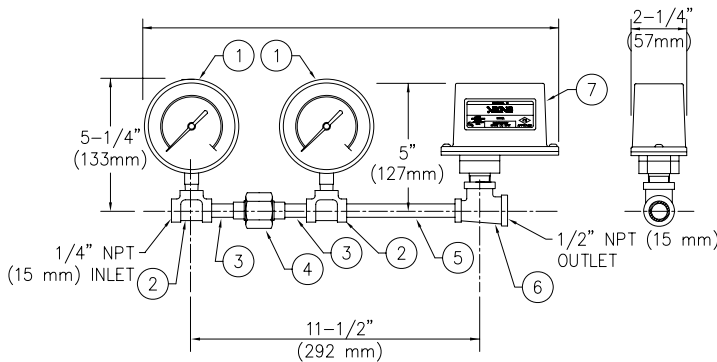
-- Indicates replacement part not available.

SUB-ASSEMBLY

3, 5-9	12612	12613	Repair Kit
--------	-------	-------	------------

	REPLACEMENT PARTS	RELEASE LINE AIR SUPPLY ASSEMBLY MODEL A-1
---	--------------------------	---

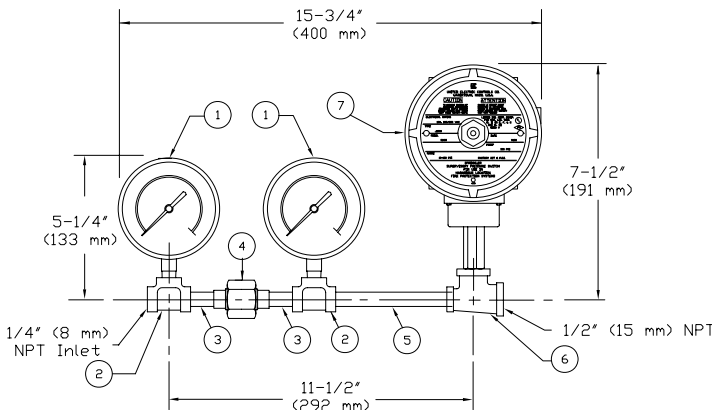
Manufactured 1992 -



ITEM NO.	PART NUMBER	DESCRIPTION	NO. REQ'D
1	VAIRSF	Air Gauge	2
2	--	Tee, 1/4" (6,3mm) Galvanized	2
3	--	Nipple, 1/4" x 1-1/2" Galvanized	2
4	02902B	Restriction Assembly 0.031" (0,79 mm)	1
5	--	Nipple, 1/4" x 5" Galvanized	1
6	--	Tee, 1/2" x 1/4" x 1/2" Galvanized	1
7	PS101A	Pressure Switch	1
--Indicates replacement part not available			

	REPLACEMENT PARTS	RELEASE LINE AIR SUPPLY ASSEMBLY (EXPLOSION-PROOF / WATERTIGHT)
---	--------------------------	--

Manufactured 1992 -2008



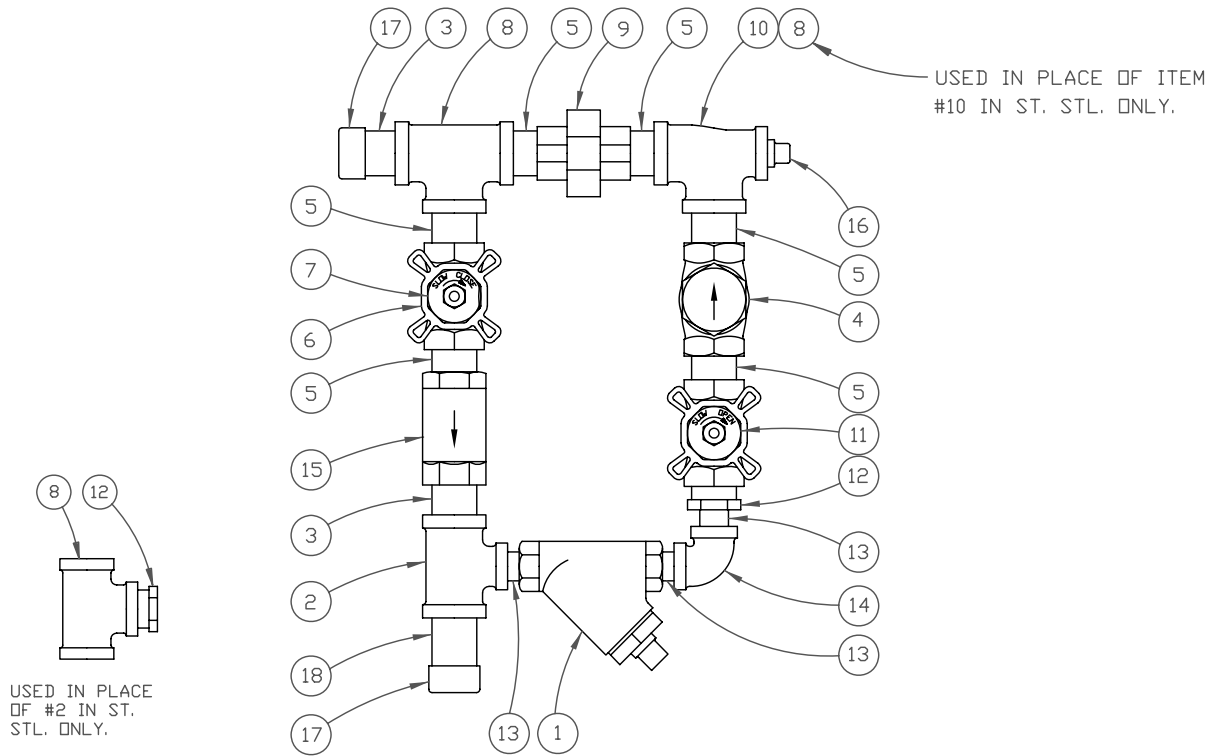
ITEM NO.	PART NUMBER	DESCRIPTION	NO. REQ'D
1	VAIRSF	Air Gauge	2
2	--	Tee, 1/4" (6,3 mm) Galvanized	2
3	--	Nipple, 1/4" x 1-1/2" Galvanized	2
4	02902B	Restriction Assembly 0.031" (0,79 mm)	1
5	--	Nipple, 1/4" x 5" Galvanized	1
6	--	Tee, 1/2" x 1/4" x 1/2" Galvanized	1
7	10380	Explosion-Proof Pressure Supervisory Switch	1
8	10600	Cover Access Hex Key (included, not shown)	2
--Indicates replacement part not available			



REPLACEMENT PARTS

**SPEED CONTROL
ASSEMBLY MODEL A-1**

Manufactured 1994 -



ITEM NO.	PART NUMBER			DESCRIPTION	MATERIAL			NO. REQ'D
	GALV.	BRASS	STAINLESS STEEL		GALVANIZED	BRASS	STAINLESS STEEL	
1	14BYS	14BYS	09742	1/4" Strainer	Bronze and Monel		Stainless Steel and Monel	1
2	--	--	--	1/2" x 1/2" x 1/4" Tee	Galvanized Steel	Brass	Stainless Steel	1
3	--	--	--	1/2" x 1-1/2" Nipple	Galvanized Steel	Brass	Stainless Steel	2
4	06613A	06613A	11204	1/2" Check Valve	Brass		Stainless Steel	1
5	--	--	--	1/2" x Clo. Nipple	Galvanized Steel	Brass	Stainless Steel	6
6	*	*	*	1/2" Releasing Speed Control Needle Valve	Bronze		Stainless Steel	1
7	*	*	*	Label, Slow Close	Aluminum, Silk Screened			1
8	--	--	--	1/2" x 1/2" x 1/2" Tee	Galvanized Steel	Brass	Stainless Steel	1
9	--	--	--	1/2" Union	Galvanized Steel	Brass	Stainless Steel	1
10	--	--	--	1/2" x 1/4" x 1/2" Tee	Galvanized Steel	Brass	Stainless Steel	1
11	*	*	*	Label, Slow Open	Aluminum, Silk Screened			
12	--	--	--	1/2" x 1/4" Hex Bushing	Galvanized Steel	Brass	Stainless Steel	1
13	--	--	--	1/4" x Clo. Nipple	Galvanized Steel	Brass	Stainless Steel	3
14	--	--	--	1/4" x 90° Ell	Galvanized Steel	Brass	Stainless Steel	1
15	08431	08431	11205	1/2" In-line Check Valve	Bronze		Stainless Steel	1
16	--	--	--	1/4" Pipe Plug	Galvanized Steel	Brass	Stainless Steel	1
17	--	--	--	Cap, Thread	Galvanized Steel	Brass		2
18	--	--	--	1/2" x 2" Nipple	Galvanized Steel	Brass	Stainless Steel	1

--Indicates replacement part not available

* Indicates replacement part only available in Sub-Assembly below

SUB-ASSEMBLY

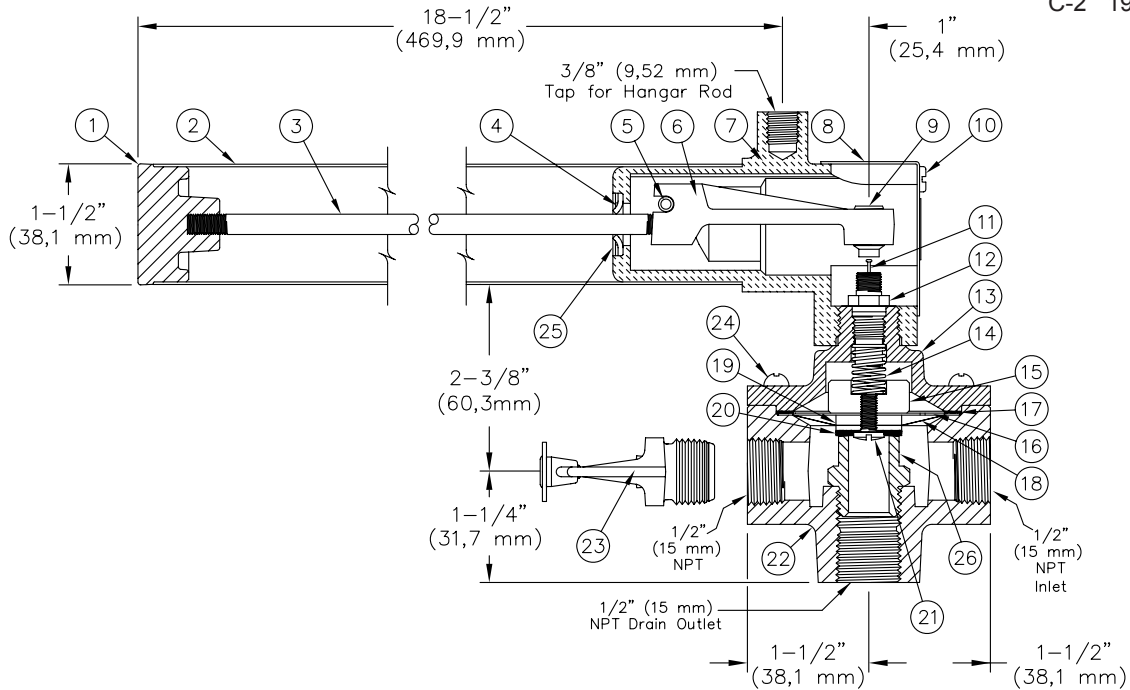
6, 7, 11	08791	08791	11565	Replacement Needle Package				
----------	-------	-------	-------	----------------------------	--	--	--	--



REPLACEMENT PARTS

**THERMOSTATIC RELEASE
MODELS C-1 & C-2**

Manufactured
C-1 1966 -
C-2 1979 -



ITEM NO.	PART NUMBER		DESCRIPTION	MATERIAL		NO. REQ'D
	C-1	C-2		C-1	C-2	
1	--	--	End Cap	Cast Bronze	Cast Bronze	1
2	--	--	Element Tube	Aluminum	Cupro-Nickel	1
3	--	--	Element Rod	Aluminum	Cupro-Nickel	1
4	--	--	Rod Seal	Neoprene	Neoprene	1
5	--	--	Pivot Pin	Stainless Steel	Stainless Steel	1
6	--	--	Lever Arm	Cast Bronze	Cast Bronze	1
7	--	--	Housing	Cast Bronze	Cast Bronze	1
8	--	--	Housing Cover/Label	Stainless Steel/Vinyl	Stainless Steel/Vinyl	1
9	01440A	01440A	Screw, Socket Set 3/8-24 x 5/8" lg.	Stainless Steel/Nylok	Stainless Steel/Nylok	1
10	05108A	05108A	Screw, R.H. Machine #8-32 x 1/4" lg.	Stainless Steel	Stainless Steel	2
11	01718A	01718A	Schrader Valve Core	Brass, Nickel Plated	Brass, Nickel Plated	1
12	--	--	Schrader Valve Body	Brass, Nickel Plated	Brass, Nickel Plated	1
13	--	--	Cover	Cast Bronze	Cast Bronze	1
14	06177A	06177A	Spring	Stainless Steel	Stainless Steel	1
15	*	*	Spring Retainer	Brass	Brass, Nickel Plated	1
16	*	*	Diaphragm	Fairprene	Fairprene	1
17	01604A	01604A	Seal Ring	Neoprene	Neoprene	1
18	*	*	Screen	Monel	Monel	1
19	*	*	Clamp Plate	Brass	Brass, Nickel Plated	1
20	*	*	Clapper	Brass with Bonded EPDM	Brass with Bonded EPDM	1
21	*	*	Screw, B.H. 10-24 x 1/2" lg.	Stainless Steel	Brass	1
22	*	*	Body	Cast Bronze	Cast Bronze	1
23	07848FB	07848CB	Fixed Temperature Release, 155 °F (68 °C)	Various	Various	1
24	04505A	04505A	Screw, R.H. Self-tap #10-24 x 5/8" lg.	Stainless Steel	Stainless Steel	6
25	--	--	Seal Retainer	Brass	Brass	1
26	*	*	Seat	Brass	Brass	1

--Indicates replacement part not available

*Indicates replacement part only available in Sub-Assembly listed below

SUB-ASSEMBLIES

11, 14-21, 23, 24	12615	12616	Maintenance Kit - Includes Adjustment Kit
--	01714A	01714A	Adjustment Kit (consists of a feeler gauge, wrench and 5 schrader valve cores)
22, 26	03706B	03706B	Body Assembly

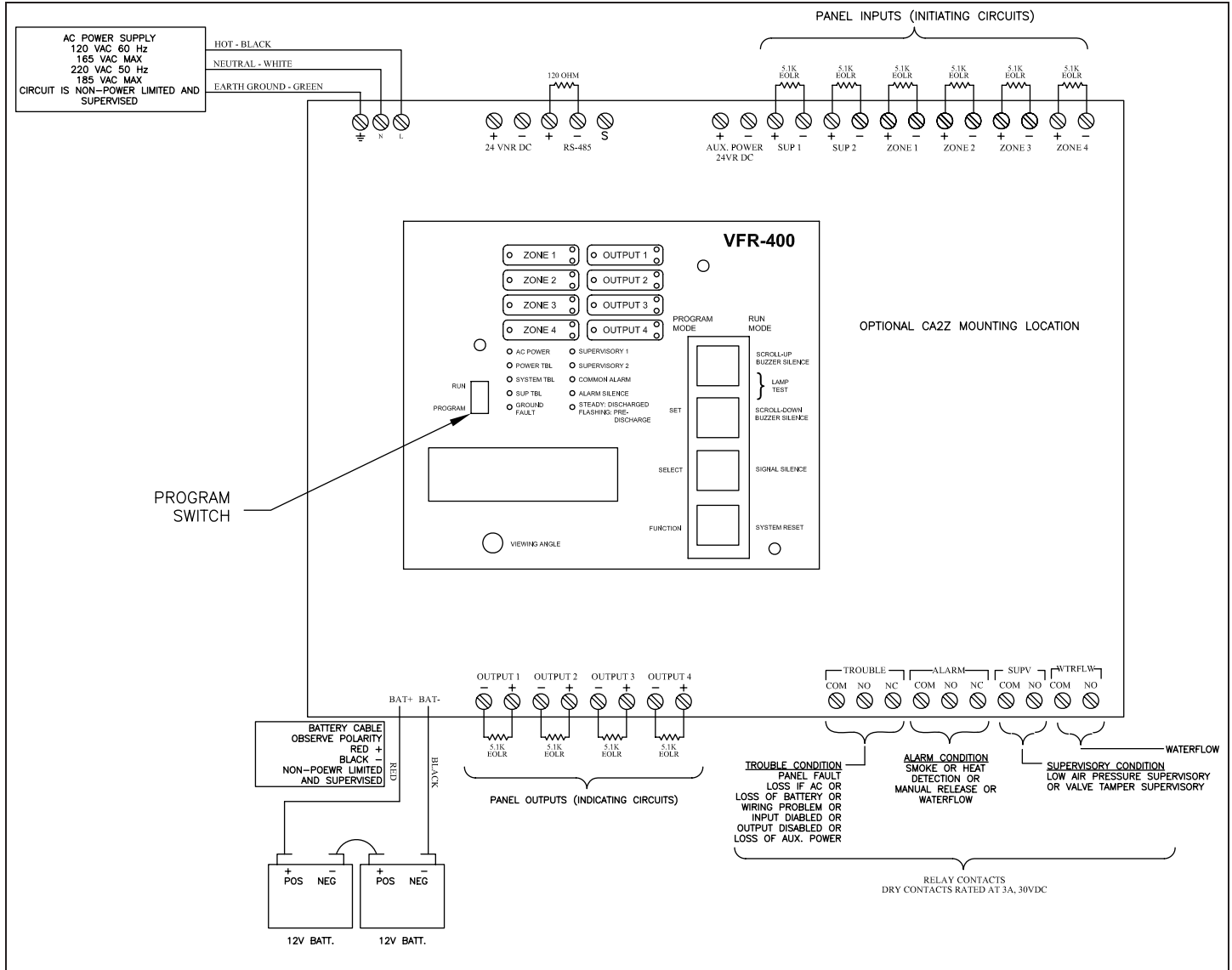
Note: Do not replace Item No. 11 with a part from other sources. This is a special valve core available only from The Viking Corporation.



REPLACEMENT PARTS

MULTI -HAZARD
RELEASE CONTROL PANEL
MODEL VFR400

Manufactured
2008 -



Replacement Parts

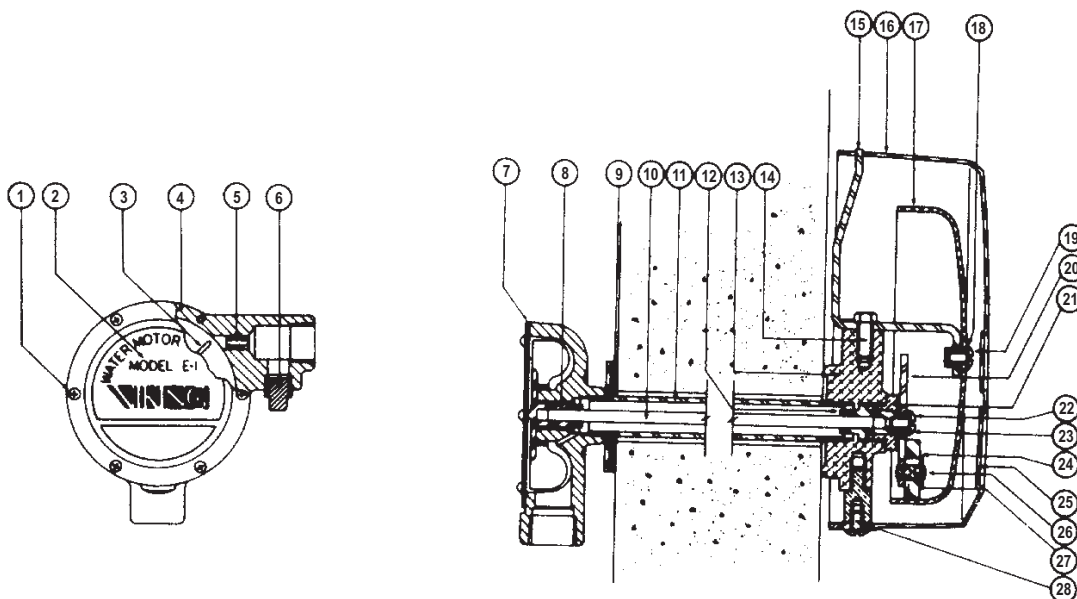
ITEM NO.	PART NUMBER	DESCRIPTION	NO. REQ'D.	NOTES
1	14153	Mother Board Assembly	1	Included
2	14163	5.1 KΩ End of Line Resistor	10	Included
Not Shown	14162	End of Line Diode Assembly	2	Included
3	07920	12 VDC 7 Amp Battery	2	Two Batteries Required
	07921	12 VDC 12 Amp Battery	2	
	09867	12 VDC 18 Amp Battery	2	
Not Shown	15857	Replacement Key	2	Included



REPLACEMENT PARTS

**WATER MOTOR ALARM
MODEL E-1**

Manufactured 1976 - 1984



ITEM NO.	PART NUMBER	DESCRIPTION	MATERIAL	NO. REQ'D
1	02548A	Screw, R. H. Self-tap #10-24 x 3/8" lg.	Zinc Plated Steel	6
2	--	Cover	Galvanized Steel	1
3	02547C	Impeller	Delrin	1
4	--	Housing	Cast Iron	1
5	--	Nozzle	Brass	1
6	--	3/8" Pipe Plug	Cast Iron	1
7	02550B	Cover Gasket	Cellulose/Nitrile/Glass Blend	1
8	--	Bearing	Brass	1
9	05603A	Wall Plate	Galvanized Steel	1
10	03312B	Drive Shaft	Stainless Steel	1
11	--	3/4" Pipe (C.O.J.) not furnished	Steel	1
12	02556B	Striker Arm Shaft	Plastic (Dupont Delrin)	1
13	--	Bracket	Cast Aluminum	1
14	--	Screw, H.H.C. 3/8-16 x 1" lg.	Stainless Steel/Nylok	1
15	--	Gong Support	Stainless Steel	1
16	--	Hood with Label (Red)	Plastic (Butyrate)	1
17	05821C	Gong	Aluminum	1
18	02766A	Flat Washer, 11/32" ID x 11/16" ID x 1/16"	Stainless Steel	1
19	02683A	Screw, B.H. Slotted, 5/16-18 x 1/2" lg.	Stainless Steel	1
20	*	Striker Arm	Stainless Steel	1
21	--	Bearing	Brass	1
22	--	Flat Washer, 11/32" ID x 11/16" ID x 1/16"	Stainless Steel	1
23	03330A	Screw, B.H. Slotted, 5/16-18 x 1/2" lg.	Zinc Plated Steel	1
24	--	Hood Label	Vinyl	1
25	*	Striker	Canvas Phenolic Laminate	1
26	*	Striker Pin	Stainless Steel	1
27	*	Striker Arm Washer	Stainless Steel	1
28	02683A	Screw, B.H. Slotted, 5/16-18 x 1/2" lg.	Stainless Steel	1

--Indicates replacement part not available

*Indicates replacement part only available in Sub-Assembly listed below

SUB-ASSEMBLIES

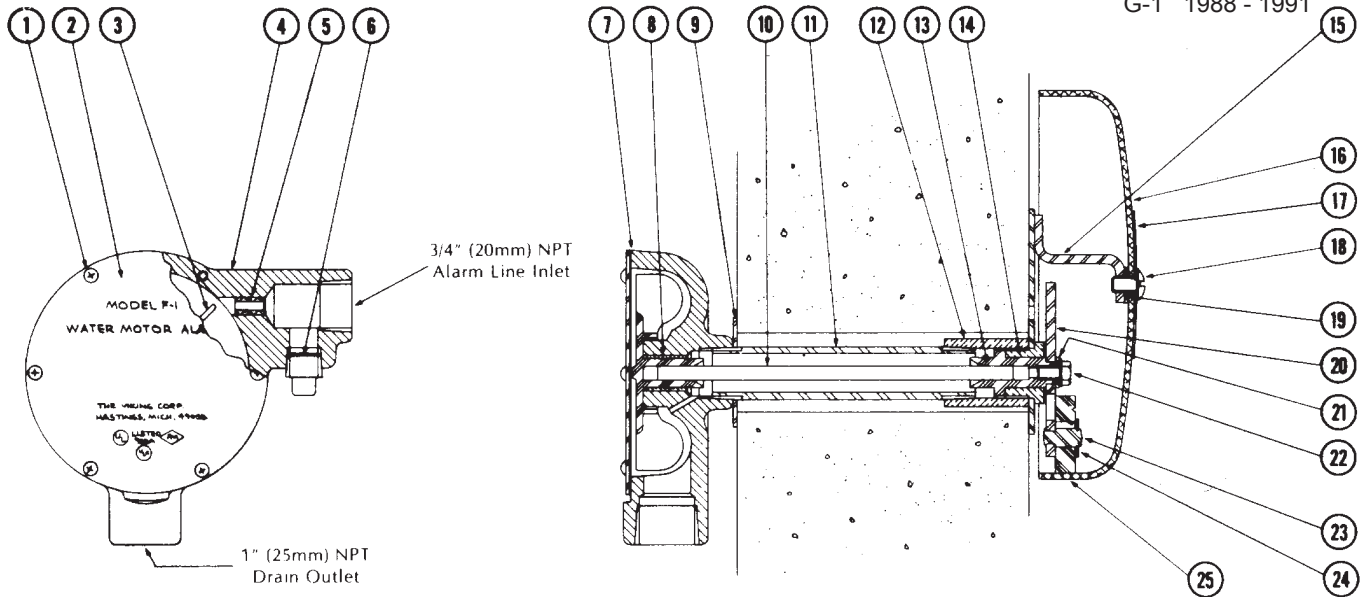
20, 25-27	02558B	Striker Arm Assembly		
-----------	--------	----------------------	--	--



REPLACEMENT PARTS

**WATER MOTOR ALARM
MODEL F-1 & G-1**

Manufactured
F-1 1984 - 1991
G-1 1988 - 1991



ITEM NO.	PART NUMBER		DESCRIPTION	MATERIAL	NO. REQ'D
	F-1	G-1			
1	02548A	02548A	Screw, R. H. Self-tap #10-24 x 3/8" lg.	Zinc Plated Steel	6
2	--	--	Cover	Galvanized Steel	1
3	02547C	02547C	Impeller	Delrin	1
4	--	--	Housing	Cast Iron	1
5	--	--	Nozzle	Brass	1
6	--	--	3/8" Pipe Plug	Cast Iron	1
7	02550B	02550B	Cover Gasket	Cellulose/Nitrile/Glass Blend	1
8	--	--	Bearing	Brass	1
9	05603A	05603A	Wall Plate	Galvanized Steel	1
10	05604B	05604B	Drive Shaft	Stainless Steel	1
11	--	--	3/4" Pipe (C.O.J.) not furnished	Steel	1
12	*	*	Coupling	Brass	1
13	02556B	02556B	Striker Arm Shaft	Celcon Glass Filled	1
14	*	*	Bearing	Brass	1
15	*	*	Gong Support	Stainless Steel	1
16	05821C	06508C	Gong	Aluminum	1
17	05768A	06505C	Gong Label	Aluminum (F-1), Vinyl (G-1)	1
18	02683A	02683A	Screw, B.H. Slotted, 5/16-18 x 1" lg.	Stainless Steel	1
19	02766A	02766A	Flat Washer, 11/32" ID x 11/16" ID x 1/16"	Stainless Steel	1
20	*	*	Striker Arm	Stainless Steel	1
21	02766A	02766A	Flat Washer, 11/32" ID x 11/16" ID x 1/16"	Stainless Steel	1
22	03330A	03330A	Screw, H.H. Self-tap 5/16-18 x 1/2" lg.	Zinc Plated Steel	1
23	*	*	Striker Pin	Stainless Steel	1
24	*	*	Striker Arm Washer	Stainless Steel	1
25	*	*	Striker	Canvas Phenolic	1

--Indicates replacement part not available

*Indicates replacement part only available in Sub-Assembly listed below

SUB-ASSEMBLIES

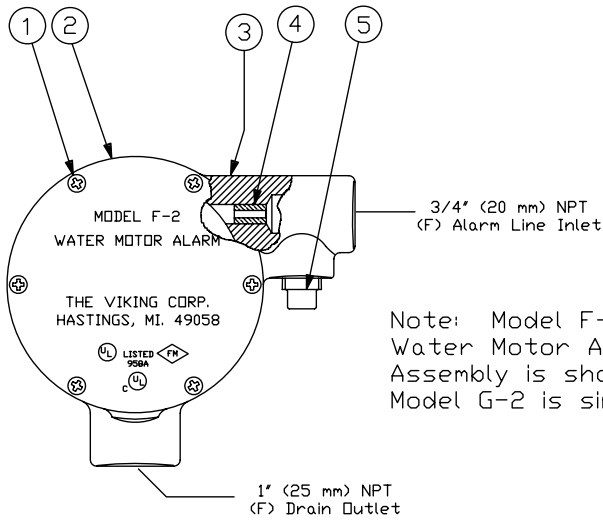
20, 23-25	02558B	02558B	Striker Arm Assembly
12-15, 20-25	05606C	06506C	Support Assembly



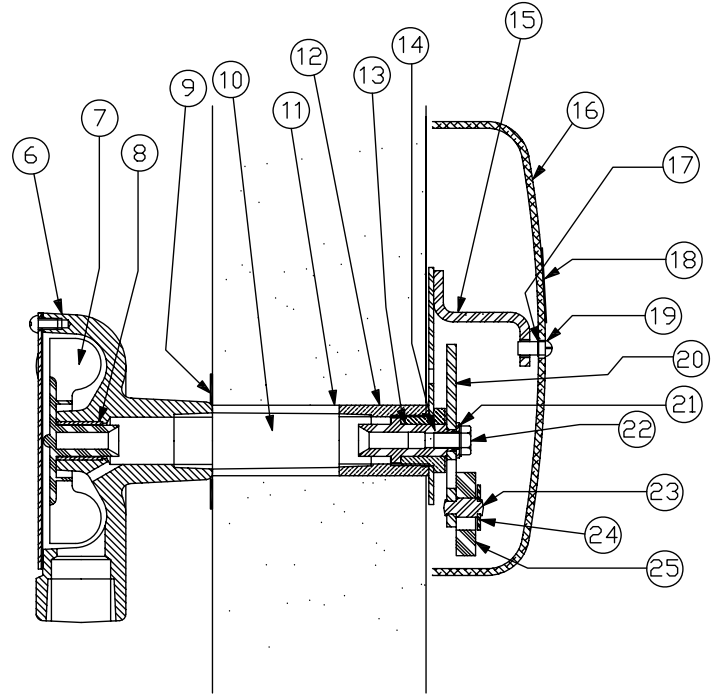
REPLACEMENT PARTS

WATER MOTOR ALARM
MODEL F-2 & G-2

Manufactured
1991 -



Note: Model F-2
Water Motor Alarm
Assembly is shown.
Model G-2 is similar.



ITEM NO.	PART NUMBER		DESCRIPTION	MATERIAL	NO. REQ'D
	F-2	G-2			
1	*	*	Screw, R. H. Self-tap #10-24 x 3/8" lg.	Zinc Plated Steel	6
2	07867W/B	07870W/B	Cover	Galvanized Steel, E-Coated Black	1
3	*	*	Housing	Cast Iron	1
4	*	*	Nozzle	Brass	1
5	01925S	01925S	1/2" Pipe Plug	Cast Iron	1
6	02550B	02550B	Cover Gasket	Cellulose/Nitrile/Glass Blend	1
7	02547C	02547C	Impeller	Delrin	1
8	*	*	Bearing	Brass: Sintered Bronze	1
9	05603A	05603A	Wall Plate	Galvanized Steel	1
10	05604B	05604B	Drive Shaft	Stainless Steel	1
11	--	--	3/4" Pipe (C.O.J.) not furnished	Galvanized Steel	1
12	*	*	Coupling	Brass	1
13	02556B	02556B	Striker Arm Shaft	Celcon Glass Filled	1
14	*	*	Bearing	Brass	1
15	*	*	Gong Support	Stainless Steel	1
16	05821C	06508C	Gong	Aluminum	1
17	02766A	02766A	Flat Washer, 11/32" ID x 11/16" ID x 1/16"	Stainless Steel	1
18	05768A	06505C	Gong Label	Aluminum (F-2), Vinyl (G-2)	1
19	--	--	Screw, B.H. Slotted, 5/16-18 x 1/2" lg.	Stainless Steel	1
20	*	*	Striker Arm	Stainless Steel	1
21	--	--	Flat Washer, 11/32" ID x 11/16" OD x 1/16"	Stainless Steel	1
22	--	--	Screw, H.H. Self-tap 5/16-18 x 1/2" lg.	Zinc Plated Steel	1
23	*	*	Striker Pin	Stainless Steel	1
24	*	*	Striker Arm Washer	Stainless Steel	1
25	*	*	Striker	Canvas Phenolic	1

--Indicates replacement part not available

*Indicates replacement part only available in a Sub-Assembly listed below

SUB-ASSEMBLIES

1-8	07863	07869	Motor Assembly
20, 23-25	02558B	02558B	Striker Arm Assembly

VIKING YEAR OF MANUFACTURE REFERENCE

DEVICE	MODEL	YEARS OF MANUFACTURE	NOTES
ACCELERATOR			
	Model A	1924-1927	1
	Model A-2	1927-1932	1
	Model B-1	1932-1983	4
	Model C-1	1979-1984	1
	Model D-1	1984-1998	4
	Model D-2	1998-	4
	Model E-1	1993-	4
ACCELERATOR, RELEASE LINE			
	Model B-1	1935-1981	4
AIR COMPRESSOR			
	Model A	1946-1956	1
Worthington	Model B	1956-1961	1
ITT Pneumotive	Model C-1	1961-1984	1
Bell & Gossett	Model C-2	1961-1981	1
ITT Pneumotive	Model D-1	1981-1996	1
	Model D-2	1981-1986	1
ITT Pneumotive	Model E-1	1994-2006	4
Gast	Model F-1	2004-	4
AIR PRESSURE MAINTENANCE DEVICE			
	Model A	1938-1945	1
	Model B	1945-1949	1
	Model C	1949-1962	1
	Model D-1	1962-1973	1
	Model D-2	1973-	4
ALARM CHECK VALVE			
	Model A	1921-1925	1
	*Model B	1925-1931	1
	*Model C	1931-1949	1
	Model D	1949-1955	1
2-1/2"	*Model E	1950-1976	4
4"	*Model E	1950-1973	4
6"	*Model E	1954-1971	4
8"	*Model E	1950-1970	4
2-1/2"	*Model F-1	1975-1988	4
4"	*Model F-1	1973-1989	4
6"	*Model F-1	1971-1989	4

VIKING YEAR OF MANUFACTURE REFERENCE

ALARM CHECK VALVE (continued)

8"	*Model F-1	1978-1989	4
2-1/2"	*Model G-1	1982-1988	4
4"	*Model G-1	1982-1986	4
6"	*Model G-1	1982-1986	4
8"	*Model G-1	1982-1988	4
4"	Model H-1	1986-1987	4
6"	Model H-1	1985-1987	4
3"	Model H-2	1987-1998	4
4"	Model H-2	1987-1998	4
6"	Model H-2	1985-1998	4
8"	Model H-2	1986-1998	4
3", 4", 6" & 8"	Model H-3	1991-2000	4
3", 4", 6" & 8"	Model J-1	1993-	4
3", 4", 6" & 8"	Model J-2	1998-2008	4

ANTI-FLOOD DEVICE

Model A-1	1972-1983	4
Model B-1	1993-	4

BACKFLOW PREVENTER, DOUBLE CHECK

Model A-1	1975-1989	2
-----------	-----------	---

BATTERY CHARGER/POWER SUPPLY

Model A-1	1979-2001	1
-----------	-----------	---

CHECK VALVE

4", 6" & 8"	Model A	1936-1959	1
4"	Model B	1958-1966	1
6" & 8"	Model C	1959-1966	1
4"	Model C-2	1966-1982	1
6"	Model C-2	1966-1983	1
8"	Model C-2	1966-1984	1
2-1/2" Grooved	Model D-1	1992 -	4
3" Grooved	Model D-1	1984-1995	4
4" Grooved	Model D-1	1981-1985	4
6" Grooved	Model D-1	1983-1986	4
8" Grooved	Model D-1	1983-1986	4
4" Grooved	Model D-2	1985-1995	4
4" Flanged	Model D-2	1987-1994	4
6" Grooved	Model D-2	1986-1995	4
6" Flanged	Model D-2	1987- 1995	4
8" Grooved	Model D-2	1986-1990	4

VIKING YEAR OF MANUFACTURE REFERENCE

CHECK VALVE (continued)

8" Grooved	Model E-2	1990-1995	4
8" Flanged	Model E-2	1990-1997	4
3", 4", 6" & 8"	Model E-3 Vds	1997-2003	4

CHECK VALVE, SWING

2-1/2"	Model D-1	1992-	4
2-1/2"	Model E-1 (EZ RISER)	1992-	4
3", 4", 6" & 8"	Model E-1 (EZ RISER)	1989-1995	4
3", 4", 6" & 8"	Model F-1 (EZ RISER)	1994-	4
3", 4", 6" & 8"	Model F-2 (Vds)	2004-	4
3", 4", 6" & 8"	Model G-1	1994-2002	4
4"	Model M-1	2006-2007	4

DEHYDRATOR

Model B	1962-1974	1
01285A	1971-	4

DELUGE PANEL

Model A	1935-1961	1
Model B-1	1961-1982	1
Model B-2	1982-1989	1

DELUGE VALVE

	Model A	1929-1937	1
	Model B	1931-1934	1
	Model C	1934-1935	1
	Model D	1936-1962	2
	Model D-2	1962-1966	2
2"	Model D-3	1966-1966	2
2"	Model D-4	1966-1979	3
3"	Model D-4	1966-1974	3
4"	Model D-4	1966-1973	3
6"	Model D-4	1966-1972	3
2"	Model D-5	1979-1985	3
3"	Model D-5	1974-1985	4
4"	Model D-5	1973-1985	4
6"	Model D-5	1972-1984	4
1-1/2"	Model E-1 (175 PSI WWP)	1984-1997	4
1-1/2"	Model E-3 (250 PSI WWP)	1997-	4
2"	Model E-1 (175 PSI WWP)	1985-1999	4
2"	Model E-1 (250 PSI WWP)	1999-	4
3", 4" & 6"	Model E-1 (175 PSI WWP)	1984-1999	4

VIKING YEAR OF MANUFACTURE REFERENCE

DELUGE VALVE (continued)

3", 4" & 6"	Model E-1 (250 PSI WWP)	1999-	4
1-1/2" & 2"	Model F-1	2004 -	4
2-1/2"	Model F-1	2005 -	4
3", 4" & 6"	Model F-1	2002 -	4
8"	Model F-1	2000 -	4
4"	G-4000P	2009-	4

DELUGE VALVE, HALAR COATED

1-1/2"	Model E-4	1994-2012	4
2"	Model E-2	1994-2012	4
3", 4" & 6"	Model E-2	1994-	4
1-1/2" & 2"	Model F-2	2004 -	4
2-1/2"	Model F-2	2005 -	4
3", 4" & 6"	Model F-2	2002 -	4
8"	Model F-2	2000-	4

DETECTOR CHECK VALVE (*Early Valves had Brass to Brass Seats. No parts available)

	Model A	1936-1959	1
	*Model B		1
4", 6" & 8"	Model C	1959-1970	1
4"	Model C-1	1970-1973	1
10"	Model C-2	1967-1977	1
4"	Model D-1	1973-1977	1
6"	Model D-1	1970-1977	1
8"	Model D-1	1967-1977	1
4"	Model E-1 & E-2	1977-1984	4
6" & 8"	Model E-1 & E-2	1977-1985	4
10"	Model E-1 & E-2	1977-1990	4
4"	Model F-1 & F-2	1984-1993	4
6" & 8"	Model F-1 & F-2	1985-1993	4

DIAPHRAGM BY-PASS

	Model A		1
	Model B	1936-1962	1
	Model C		1
	Model D-2	1962-1966	1
	Model D-3	1967-1972	1
	Model E-1	1972-1984	4

DIFFERENTIAL VALVE

	Model A-1	2009-	4
--	-----------	-------	---

VIKING YEAR OF MANUFACTURE REFERENCE

DRY PIPE VALVE

3" Air Check	Model A	1921-1925	1
4" & 6"	Model A	1923-1930	1
4" & 6"	Model B	1930-1936	1
3"	Model C-1	1936-1959	1
4", 6" & 8"	Model C-1	1933-1958	1
3"	Model C-2	1959-1984	2
4"	Model C-2	1958-1984	2
6"	Model C-2	1958-1975	2
8"	Model C-4	1959-1977	1
6"	Model D-1	1975-1984	4
3" Grooved	Model E-1	1979-2000	4
4" Grooved	Model E-1	1978-2000	4
6" Grooved	Model E-1	1981-2000	4
3", 4", & 6" Flanged	Model E-1	1984-2000	4
3"	Model F-1	1997-	4
4"	Model F-1	1993-	4
6"	Model F-1	1994-	4
3", 4", & 6" Grooved/Grooved	Model F-2	2007-	4
2" & 3"	G-2000, G-3000	2010-	4
4"	G-4000	2008-	4
6"	G-6000	2011-	4

EMERGENCY RELEASE

Model A-1	1936-1958	1
Model B-2	1958-1970	1
Model C-1	1971-	4
Model C-2	1995-	4
Model C-3	1996-	4

EXHAUSTER

Model A	1927-1929	1
Model B	1928-1932	1

FIRECYCLE CABLE

MI Cable	1967-1984	1
Aluminum Clad 04632A	1980-	1
16 Gauge FPL 09954	1997-	1
18 Gauge FPL 11988	2002-	1

VIKING YEAR OF MANUFACTURE REFERENCE

FIRECYCLE CONTROL PANEL

Model A	1967-1968	1
Model B	1967-1970	1
Model B-2	1970-1980	1
Model D-1	1980-2001	1
Model E-1	1999-2008	4

FIRECYCLE DETECTOR

Model A	1967-1980	1
Model B	1980-	4
Model C	2002-	1

FIRECYCLE TRIM BOX

Model A	1967-1968	1
Model B-1	1968-1971	1
Model B-2	1970-1980	1
Model B-3	1980-1982	1
Model C-1	1982-2001	4

FIRECYCLE ZONE PANEL

Model C	1972-1980	1
---------	-----------	---

FLOW CONTROL VALVE

2", 3", 4" & 6"	Model D-FL	1954-1966	1
2"	Model G-1	1967-1979	1
3"	Model G-1	1967-1974	1
4"	Model G-1	1967-1973	1
6"	Model G-1	1967-1972	1
2"	Model G-2	1979-1985	4
3"	Model G-2	1974-1985	4
4"	Model G-2	1973-1985	4
6"	Model G-2	1972-1984	4
1-1/2"	Model H-1 (175 PSI WWP)	1995-1997	4
1-1/2"	Model H-1 (250 PSI WWP)	1997-	4
2", 3", & 4"	Model H-1	1985-	4
6"	Model H-1	1984-	4
1-1/2"	Model H-3 (250 PSI WWP)	1997 -	4
1-1/2" & 2"	Model J-1	2004 -	4
2-1/2"	Model J-1	2005 -	4
3"	Model J-1	2004 -	4
4" & 6"	Model J-1	2003 -	4
8"	Model J-1	2000 -	4

VIKING YEAR OF MANUFACTURE REFERENCE

FLOW CONTROL VALVE, HALAR COATED

2"	Model H-2	1994-2012	4
3", 4", & 6"	Model H-2	1994 -	4
1-1/2"	Model H-4	1994 - 2012	4
1-1/2" & 2"	Model J-2	2004 -	4
2-1/2"	Model J-2	2005 -	4
3", 4" & 6"	Model J-2	2002 -	4
8"	Model J-2	2000 -	4

GRATE NOZZLE

360°	2000-	4
90° & 180°	2006-	4

MAGNETIC BY-PASS

	Model A-1 & A-2	1956-1964	1
24 DC	Model B-1	1965-1989	1
120 AC	Model B-1	1965-1989	1
12 DC	Model B-1	1965-1985	1
125 DC	Model B-1	1965-1988	1
24 DC	Model B-2	1965-1989	1
120 AC	Model B-2	1965-1985	1
12 DC	Model B-2	1965-1985	1
125 DC	Model B-2	1965-1985	1

PAR 3 PANEL

Model B-1	1991-	4
-----------	-------	---

PILOT PRESSURE REGULATING VALVE

Model C-1	1995-1999	4
Model C-2	2000-	4

PNEUMATIC ACTUATOR (Diaphragm By-Pass)

	Model F-1	1984-1986	1
	Model H-1	1986-	4
Corrosion Resistant	Model R-1	1996-	4

POSITION INDICATOR (Flow Control Valve)

Model A-1	1966-1968	1
Model B-1	1968-1985	1

VIKING YEAR OF MANUFACTURE REFERENCE

PRESSURE OPERATED RELIEF VALVE (PORV)

	Model C-1	1966-	4
	Model D-1	2007-	4
Corrosion Resistant	Model D-2	2007-	4

PRESSURE OPERATED SHUT-OFF VALVE

	Model A-1	1992-2001	1
--	-----------	-----------	---

PRESSURE RELIEVING DEVICE (Anti-Water Columning)

	Model A		
	Model B	1939-1966	1
	Model C-1	1968-1968	1
	Model C-2	1968-1975	1
	Model C-3	1975-1985	1

PRESSURE REGULATOR

Clayton	Model A-1	1971-1983	1
Sprague	Model B-1	1983-1984	1

PRIME SHUT-OFF VALVE

	Model A-1	1999 -2006	4
--	-----------	------------	---

RELEASE CONTROL PANEL

	Model A-1	1979-1996	1
Par 3	Model B-1	1991-2008	4
VFR-400		2008-	4

RELEASE LINE AIR SUPPLY ASSEMBLY

	Model A-1	1992-2008	4
	Explosion-Proof/Watertight	1992-	4

RETARD CHAMBER

	Model B	1929-1963	1
	Model B-2	1963-1978	1
	Model B-3	1978-1986	1
	Model C-1	1985-	1

SPEED CONTROL ASSEMBLY

	Model A-1	Galvanized	1994-	4
--	-----------	------------	-------	---

SPEED CONTROL ASSEMBLY (Continued)

		Brass	2001-	4
		Stainless Steel	2001-	4

VIKING YEAR OF MANUFACTURE REFERENCE

STRAINER ORIFICE CHECK VALVE

	Model A-2 (.125 orifice)	1984-	1
--	--------------------------	-------	---

TESTanDRAIN™

	Model A-1	1990-2002	1
--	-----------	-----------	---

THERMOSTATIC RELEASE

	Model A	1930-1935	1
	Model A-2	1935-1950	4
	Model A-3	1950-1954	4
	Model A-4	1954-1960	4
	Model A-5	1960-1966	4
	Model B-1	1935-1967	1

THERMOSTATIC RELEASE (continued)

	Model C-1	1966-	4
	Model C-2	1979-	4

VFR-400 RELEASE CONTROL PANEL

		2008-	4
--	--	-------	---

WAFER CHECK VALVE

4", 6", 8", 10" & 12"

	Model A-1	1974-1977	1
	Model B-1	1977-1983	1

WATER MOTOR ALARM

	Model A		1
	Model B		1
	Model C	1930-1962	1
	Model D-1	1962-1965	1
	Model D-2	1965-196	1
	Model D-3	1966-1976	1
	Model E-1	1976-1984	4
	Model F-1	1984-1991	4
	Model G-1	1988-1991	4
	Model F-2	1991-	4
	Model G-2	1991-	4

NOTES:

1. No parts available.
2. No parts available except rubbers.
3. Some parts are interchangeable with current device.
4. Some parts available. Contact your local distributor for availability.

VIKING FABRICATION SERVICES LLC
Standard Terms and Conditions of Sale

The terms set forth in this form are the sole terms for the sale of goods and services by Viking Fabrication Services LLC ("VFS"), unless otherwise specifically provided for by VFS in this document, and shall apply to the exclusion of any inconsistent or additional terms contained in the end purchaser's ("Buyer") order or acknowledgment or otherwise proposed by Buyer. Buyer's acceptance of these terms shall be conclusively presumed by Buyer's submission of a purchase order to Supply Network, Inc. d/b/a Viking SupplyNet, or by Buyer's acceptance of delivery of, or payment for, the goods and services. Any contract made for the sale of goods or services by VFS is expressly conditional on Buyer's assent to the terms stated in this document. VFS objects to any additional or inconsistent terms proposed by Buyer.

1. **Inspection/Acceptance/Return.** Buyer may not return any goods, under warranty claim or otherwise, without first reporting to VFS the reasons for such return and first obtaining and then observing such reasonable instructions as VFS may give in authorizing any return. All returns must be accompanied by a valid VFS RMA (return material authorization). Material accepted for return is subject to a minimum 20% restocking fee, or the standard restocking fee charged by the manufacturer or supplier on returns to them. Returned material must be unused or not installed, in its original packaging, and of current design. Any returned material not in this condition is subject to additional charges to cover inspection, handling, repackaging, refurbishment, or any other expenses incurred by VFS in accepting the material. VFS may deny credit on returned merchandise not meeting these requirements.
2. **Special Order Items.** Purchase orders which include special order items, must contain both the manufacturer's item number and a full description. Manufacturer's and supplier's terms and conditions may apply. Special items cannot be cancelled or returned unless agreed to by the manufacturer of such items. Cancellation fees and payment for any materials used and labor expended in manufacturing the order will apply.
3. **DISCLAIMER OF WARRANTY.**
 - a. TO THE EXTENT THAT VFS PROVIDES FABRICATION SERVICES DIRECTLY TO BUYER, VFS WARRANTS SOLELY THAT IT WILL PROVIDE SUCH SERVICES ACCORDING TO THE SPECIFICATIONS PROVIDED BY BUYER, AND SPECIFICALLY DISCLAIMS ANY AND ALL OTHER WARRANTIES WITH REGARD TO SUCH SERVICES PROVIDED BY VFS. BUYER ACKNOWLEDGES THAT BUYER IS NOT RELYING ON VFS IN ANY WAY FOR DESIGN OR ENGINEERING WITH RESPECT TO THE GOODS OR THE ADEQUACY OF THE SPECIFICATIONS PROVIDED BY BUYER. BUYER'S RESPONSIBILITY SHALL INCLUDE, BUT NOT BE LIMITED TO, RESPONSIBILITY FOR DETERMINING SUITABILITY OF GOODS AND SERVICES PROVIDED BY VFS AND THEIR COMPLIANCE WITH SYSTEM DESIGN REQUIREMENTS WHEN INTEGRATED INTO A SYSTEM. TO THE EXTENT THAT FABRICATION SERVICES ARE CONTRACTED BY VFS THROUGH A THIRD PARTY FABRICATOR, BUYER CONSENTS AND AGREES THAT ALL CLAIMS OF BUYER WITH RESPECT TO SUCH FABRICATION SERVICES SHALL BE MADE DIRECTLY BY BUYER TO SUCH THIRD PARTY FABRICATOR, AND VFS HEREBY DISCLAIMS ALL WARRANTIES WITH REGARDS TO SUCH THIRD PARTY FABRICATION SERVICES. IN THE EVENT THAT BUYER HAS SUCH A CLAIM AGAINST A THIRD PARTY FABRICATOR, BUYER SHALL CONTACT THE THIRD PARTY FABRICATOR DIRECTLY.
 - b. BUYER ACKNOWLEDGES THAT ANY WARRANTY FOR PRODUCTS ACQUIRED BY VFS THROUGH A THIRD PARTY MANUFACTURER IS LIMITED TO THE WARRANTY PROVIDED BY THE MANUFACTURER OF THE GOODS ACQUIRED. BUYER CONSENTS AND AGREES THAT ALL CLAIMS OF BUYER WITH RESPECT TO THE CONDITION OR PERFORMANCE OF SUCH GOODS SHALL BE MADE DIRECTLY BY BUYER TO SUCH MANUFACTURERS. VFS HEREBY DISCLAIMS ALL WARRANTIES WITH REGARDS TO SUCH GOODS. IN THE EVENT THAT BUYER HAS SUCH A CLAIM, BUYER SHALL CONTACT MANUFACTURER DIRECTLY.
 - c. NOTWITHSTANDING ANY OTHER PROVISION IN THIS DOCUMENT, VFS EXPRESSLY DISCLAIMS AND EXCLUDES ALL OTHER WARRANTIES, EXPRESS OR IMPLIED, INCLUDING THE WARRANTIES OF MERCHANTABILITY AND FITNESS FOR A PARTICULAR PURPOSE.
4. **Force/Majeure.** VFS and Buyer assume the non-occurrence of the following contingencies which, without limitation, might render performance by VFS impractical: acts of God, governmental actions, terrorist acts, utility interruptions, strikes, riots, fires, war, assertions by third parties of infringement claims, late or non-delivery by suppliers to VFS, and all other contingencies beyond the reasonable control of VFS.
5. **NO CONSEQUENTIAL DAMAGES.** UNDER NO CIRCUMSTANCES WHATSOEVER SHALL VFS BE LIABLE FOR ANY INDIRECT, SPECIAL, OR CONSEQUENTIAL DAMAGES, WHETHER FORESEEABLE OR UNFORESEEABLE AND WHETHER BASED UPON LOST GOODWILL, LOST RESALE PROFITS, LOSS OF USE OF MONEY, WORK STOPPAGE, IMPAIRMENT OF OTHER ASSETS, OR OTHERWISE AND WHETHER ARISING OUT OF BREACH OF WARRANTY, BREACH OF CONTRACT, STRICT LIABILITY IN TORT, NEGLIGENCE, MISREPRESENTATION, OR OTHERWISE, EXCEPT ONLY IN THE CASE OF PERSONAL INJURY WHERE APPLICABLE LAW REQUIRES SUCH LIABILITY.
6. **Governing Law.** Michigan law shall govern all transactions to which these standard terms and conditions apply. VFS and Buyer agree that any action arising out of the sale of goods or services in accordance with this document will be brought, heard and decided in Kent County, Michigan. Buyer submits to personal jurisdiction in Michigan.
7. **Buyer's Design Responsibility.** Buyer acknowledges that VFS's goods are produced or provided according to Buyer's specifications. Buyer acknowledges that Buyer is not relying on VFS in any way with respect to the suitability of its products or the adequacy of the specifications. VFS has no responsibility for design, engineering, or other advice, regarding any product specifications provided by Buyer. Buyer shall defend, indemnify and hold VFS harmless against all product liability, product recall, and other claims, liabilities and expenses, including but not limited to actual attorney fees, incurred by VFS arising out of any claimed design or engineering defect relating to specifications provided by Buyer to VFS.
8. **Indemnification of VFS (General).** Buyer shall indemnify, defend and hold VFS and its agents harmless from all claims, liabilities, and expenses, including but not limited to actual attorney fees, sustained by VFS or its agents that are caused by any action of Buyer relating to the goods or services sold by VFS to Buyer. Buyer shall further defend, indemnify and hold VFS harmless against all product liability, product recall, and other claims, liabilities and expenses, including but not limited to actual attorney fees incurred by VFS arising out of any claimed design or engineering defect relating to specifications provided by Buyer to VFS.
9. **Indemnification of VFS (Patents).** Buyer shall indemnify, defend, and hold VFS and its agents harmless from all claims, liabilities, and expenses, including but not limited to actual attorney fees, arising out of any claim of infringement of a patent, copyright, trademark, trade name, or other proprietary right, or claim of unfair trade or of unfair competition in connection with the manufacture, sale, or use of the goods sold to Buyer, except to the extent that any claim, liability, or expense arises solely from specifications developed by VFS.
10. **Compliance Statement.** Commodities, technologies, or software exported by VFS from the United States are in accordance with Export Administration Regulations. Any export or re-export contrary to U.S. law is prohibited.
11. **Assignment.** Buyer shall not assign its rights or delegate its duties under this document without VFS's prior written consent. VFS may assign to any third party its rights and obligations with respect to Buyer.
12. **Entire Agreement and Amendment.** This document contains all of the terms of the agreement between VFS and Buyer with regard to its subject matter and supersedes all prior oral or written representations, agreements, and other communications between VFS and Buyer. The contract evidenced by this document may be amended only in writing signed by Buyer and an authorized agent of VFS.
13. **Severability.** All terms shall be enforced only to the maximum extent permitted by law. If any term is invalid or unenforceable, all other terms shall remain in effect.

SUPPLY NETWORK, INC. D/B/A VIKING SUPPLYNET
Standard Terms and Conditions of Sale

The terms set forth in this form are the sole terms for the sale of goods and services by Supply Network, Inc. d/b/a Viking SupplyNet ("VSN"), unless otherwise specifically provided for by VSN in this document, and shall apply to the exclusion of any inconsistent or additional terms contained in Buyer's order or acknowledgment or otherwise proposed by Buyer. Buyer's acceptance of these terms shall be conclusively presumed by Buyer's submission of a purchase order to VSN, or by Buyer's acceptance of delivery of, or payment for, the goods and services. Any contract made for the sale of goods or services by VSN is expressly conditional on Buyer's assent to the terms stated in this document. VSN objects to any additional or inconsistent terms proposed by Buyer.

1. **Price/Delivery.** VSN's goods and services are sold at the prices in effect on the date of the order, and are subject to change without notice. Unless otherwise specified on VSN's order acknowledgement, price and delivery terms are FOB place of shipment (VSN's or consignee's plant or warehouse as selected by VSN in its reasonable discretion), and such prices do not include sales, use or other taxes, all of which shall be paid and/or absorbed by Buyer, who shall indemnify VSN against all claims and liabilities therefor. Title shall pass upon delivery of the goods to the carrier at FOB point, and thereafter all risk of loss or damage shall be borne by Buyer. Shipments direct from a manufacturer or supplier are subject to that manufacturer's or supplier's standard freight terms, and the Buyer shall be responsible for all such charges.
2. **Payment.** Unless otherwise provided in an invoice issued by VSN, payment terms are net 45 days from the date of invoice. Invoices not paid within 45 days shall have a service charge added to the amount due of one and one-half percent (1-1/2%) per month on the highest interest rate allowable by law.
3. **Inspection/Acceptance/Return.** Buyer may not return any goods, under warranty claim or otherwise, without first reporting to VSN the reasons for such return and first obtaining and then observing such reasonable instructions as VSN may give in authorizing any return. All returns must be accompanied by a valid VSN RMA (return material authorization). Material accepted for return is subject to a minimum 20% restocking fee, or the standard restocking fee charged by the manufacturer or supplier on returns to them. Returned material must be unused or not installed, in its original packaging, and of current design. Sprinkler heads must be in unopened original packaging. Any returned material not in this condition is subject to additional charges to cover inspection, handling, repackaging, refurbishment, or any other expenses incurred by VSN in accepting the material. VSN may deny credit on returned merchandise not meeting these requirements.
4. **Special Order Items.** Purchase orders which include special order items, must contain both the manufacturer's item number and a full description. Manufacturer's and supplier's terms and conditions may apply. Special items cannot be cancelled or returned unless agreed to by the manufacturer of such items. Cancellation fees and payment for any materials used and labor expended in manufacturing the order will apply.
5. **DISCLAIMER OF WARRANTY.**
 - a. TO THE EXTENT THAT VSN PROVIDES FABRICATION SERVICES DIRECTLY TO BUYER, VSN WARRANTS SOLELY THAT IT WILL PROVIDE SUCH SERVICES ACCORDING TO THE SPECIFICATIONS PROVIDED BY BUYER, AND SPECIFICALLY DISCLAIMS ANY AND ALL OTHER WARRANTIES WITH REGARD TO SUCH SERVICES PROVIDED BY VSN. BUYER ACKNOWLEDGES THAT BUYER IS NOT RELYING ON VSN IN ANY WAY FOR DESIGN OR ENGINEERING WITH RESPECT TO THE GOODS OR THE ADEQUACY OF THE SPECIFICATIONS PROVIDED BY BUYER. BUYER'S RESPONSIBILITY SHALL INCLUDE, BUT NOT BE LIMITED TO, RESPONSIBILITY FOR DETERMINING SUITABILITY OF GOODS AND SERVICES PROVIDED BY VSN AND THEIR COMPLIANCE WITH SYSTEM DESIGN REQUIREMENTS WHEN INTEGRATED INTO A SYSTEM. BUYER SHALL DEFEND INDEMNIFY AND HOLD VSN HARMLESS AGAINST ALL PRODUCT LIABILITY, PRODUCT RECALL, AND OTHER CLAIMS, LIABILITIES AND EXPENSES, INCLUDING BUT NOT LIMITED TO ACTUAL ATTORNEY'S FEES, INCURRED BY VSN ARISING OUT OF ANY CLAIMED DESIGN OR ENGINEERING DEFECT RELATING TO SPECIFICATIONS PROVIDED BY BUYER TO VSN. TO THE EXTENT THAT SUCH FABRICATION SERVICES ARE CONTRACTED BY VSN THROUGH VIKING FABRICATION SERVICES LLC, IN THE EVENT THAT BUYER HAS A CLAIM RELATED TO SUCH FABRICATION SERVICES, BUYER SHALL BE BOUND TO THE THEN-CURRENT TERMS AND CONDITIONS OF SALE OF VIKING FABRICATION SERVICES LLC AVAILABLE AT WWW.VIKINGGROUPINC.COM, WHICH TERMS AND CONDITIONS ARE HEREBY INCORPORATED HEREIN IN THEIR ENTIRETY AND MADE A PART OF THESE TERMS AND CONDITIONS. TO THE EXTENT THAT SUCH FABRICATION SERVICES ARE CONTRACTED BY VSN THROUGH A THIRD PARTY FABRICATOR, BUYER CONSENTS AND AGREES THAT ALL CLAIMS OF BUYER WITH RESPECT TO SUCH FABRICATION SERVICES SHALL BE MADE DIRECTLY BY BUYER TO SUCH THIRD PARTY FABRICATOR, AND VSN HEREBY DISCLAIMS ALL WARRANTIES WITH REGARDS TO SUCH THIRD PARTY FABRICATION SERVICES. IN THE EVENT THAT BUYER HAS SUCH A CLAIM AGAINST A THIRD PARTY FABRICATOR, BUYER SHALL CONTACT THE THIRD PARTY FABRICATOR DIRECTLY.
 - b. BUYER ACKNOWLEDGES THAT ALL GOODS SOLD BY VSN ARE ACQUIRED THROUGH THIRD PARTY MANUFACTURERS. BUYER ACKNOWLEDGES THAT ANY WARRANTY FOR PRODUCTS ACQUIRED THROUGH VSN IS LIMITED TO THE WARRANTY PROVIDED BY THE MANUFACTURER OF THE GOODS ACQUIRED. BUYER CONSENTS AND AGREES THAT ALL CLAIMS OF BUYER WITH RESPECT TO THE CONDITION OR PERFORMANCE OF SUCH GOODS SHALL BE MADE DIRECTLY BY BUYER TO SUCH MANUFACTURERS. VSN HEREBY DISCLAIMS ALL WARRANTIES WITH REGARDS TO SUCH GOODS. IN THE EVENT THAT BUYER HAS SUCH A CLAIM, BUYER SHALL CONTACT MANUFACTURER DIRECTLY. IN THE EVENT THAT BUYER HAS SUCH A CLAIM RELATED TO GOODS SOLD BY VSN WHICH GOODS ARE MANUFACTURED BY THE VIKING CORPORATION, BUYER SHALL BE BOUND TO THE THEN-CURRENT TERMS AND CONDITIONS OF SALE OF THE VIKING CORPORATION AVAILABLE AT WWW.VIKINGGROUPINC.COM, WHICH TERMS AND CONDITIONS ARE HEREBY INCORPORATED HEREIN IN THEIR ENTIRETY AND MADE A PART OF THESE TERMS AND CONDITIONS.
 - c. NOTWITHSTANDING ANY OTHER PROVISION IN THIS DOCUMENT, BUYER EXPRESSLY DISCLAIMS AND EXCLUDES ALL OTHER WARRANTIES, EXPRESS OR IMPLIED, INCLUDING THE WARRANTIES OF MERCHANTABILITY AND FITNESS FOR A PARTICULAR PURPOSE.
6. **Force/Majeure.** VSN and Buyer assume the non-occurrence of the following contingencies which, without limitation, might render performance by VSN impractical: acts of God, governmental actions, terrorist acts, utility interruptions, strikes, riots, fires, war, assertions by third parties of infringement claims, late or non-delivery by suppliers to VSN, and all other contingencies beyond the reasonable control of VSN.
7. **NO CONSEQUENTIAL DAMAGES.** UNDER NO CIRCUMSTANCES WHATSOEVER SHALL VSN BE LIABLE FOR ANY INDIRECT, SPECIAL, OR CONSEQUENTIAL DAMAGES, WHETHER FORESEEABLE OR UNFORESEEABLE AND WHETHER BASED UPON LOST GOODWILL, LOST RESALE PROFITS, LOSS OF USE OF MONEY, WORK STOPPAGE, IMPAIRMENT OF OTHER ASSETS, OR OTHERWISE AND WHETHER ARISING OUT OF BREACH OF WARRANTY, BREACH OF CONTRACT, STRICT LIABILITY IN TORT, NEGLIGENCE, MISREPRESENTATION, OR OTHERWISE, EXCEPT ONLY IN THE CASE OF PERSONAL INJURY WHERE APPLICABLE LAW REQUIRES SUCH LIABILITY.
8. **Governing Law.** Michigan law shall govern all transactions to which these standard terms and conditions apply. VSN and Buyer agree that any action arising out of the sale of goods or services in accordance with this document will be brought, heard and decided in Kent County, Michigan. Buyer submits to personal jurisdiction in Michigan.
9. **Buyer's Design Responsibility.** Buyer acknowledges that VSN's goods are produced or provided according to Buyer's specifications. Buyer acknowledges that Buyer is not relying on VSN in any way with respect to the suitability of its products or the adequacy of the specifications. VSN has no responsibility for design, engineering, or other advice, regarding any product specifications provided by Buyer. Buyer shall defend, indemnify and hold VSN harmless against all product liability, product recall, and other claims, liabilities and expenses, including but not limited to actual attorney fees, incurred by VSN arising out of any claimed design or engineering defect relating to specifications provided by Buyer to VSN.
10. **Indemnification of VSN (General).** Buyer shall indemnify, defend and hold VSN and its agents harmless from all claims, liabilities, and expenses, including but not limited to actual attorney fees, sustained by VSN or its agents that are caused by any action of Buyer relating to the goods or services sold by VSN to Buyer.
11. **Indemnification of VSN (Patents).** Buyer shall indemnify, defend, and hold VSN and its agents harmless from all claims, liabilities, and expenses, including but not limited to actual attorney fees, arising out of any claim of infringement of a patent, copyright, trademark, trade name, or other proprietary right, or claim of unfair trade or of unfair competition in connection with the manufacture, sale, or use of the goods sold to Buyer, except to the extent that any claim, liability, or expense arises solely from specifications developed by VSN.
12. **Compliance Statement.** Commodities, technologies, or software exported by VSN from the United States are in accordance with Export Administration Regulations. Any export or re-export contrary to U.S. law is prohibited.
13. **Assignment.** Buyer shall not assign its rights or delegate its duties under this document without VSN's prior written consent. VSN may assign to any third party its rights and obligations with respect to Buyer.
14. **Entire Agreement and Amendment.** This document contains all of the terms of the agreement between VSN and Buyer with regard to its subject matter and supersedes all prior oral or written representations, agreements, and other communications between VSN and Buyer. The contract evidenced by this document may be amended only in writing signed by Buyer and an authorized agent of VSN.
15. **Severability.** All terms shall be enforced only to the maximum extent permitted by law. If any term is invalid or unenforceable, all other terms shall remain in effect.

THE VIKING CORPORATION
Standard Terms and Conditions of Sale

The terms set forth in this form are the sole terms for the sale of goods and services by The Viking Corporation ("Viking"), unless otherwise specifically provided for by Viking in this document, and shall apply to the exclusion of any inconsistent or additional terms contained in the end purchaser's (collectively, the "Buyer") order or acknowledgment or otherwise proposed by Buyer. Buyer's acceptance of these terms shall be conclusively presumed by Buyer's submission of a purchase order to Supply Network, Inc. d/b/a Viking SupplyNet, or by Buyer's acceptance of delivery of, or payment for, the goods and services. Any contract made for the sale of goods or services by Viking is expressly conditional on Buyer's assent to the terms stated in this document. Viking objects to any additional or inconsistent terms proposed by Buyer.

1. **Inspection/Acceptance/Return.** Buyer may not return any goods, under warranty claim or otherwise, without first reporting to Viking the reasons for such return and first obtaining and then observing such reasonable instructions as Viking may give in authorizing any return. All returns must be accompanied by a valid Viking RMA (return material authorization). Material accepted for return is subject to a minimum 20% restocking fee, or the standard restocking fee charged by the manufacturer or supplier on returns to them. Returned material must be unused or not installed, in its original packaging, and of current design. Sprinkler heads must be in unopened original packaging. Any returned material not in this condition is subject to additional charges to cover inspection, handling, repackaging, refurbishment, or any other expenses incurred by Viking in accepting the material. Viking may deny credit on returned merchandise not meeting these requirements.
2. **Special Order Items.** Orders for special goods or special painted products may be assessed additional charges and may experience extended lead times. Orders covering special goods and special painted products are not subject to cancellation except by written permission and upon payment for work already performed. Changes to products may result in the loss of listings or approvals.
3. **Non-Stock Goods.** Orders covering non-stock goods and materials are not subject to cancellation or return except by written permission and upon payment for work already performed.
4. **Dimensions and Weights.** Dimensions and weights when shown are approximate.
5. **DISCLAIMER OF WARRANTY.**
 - a. VIKING PRODUCTS ARE WARRANTED AGAINST DEFECTS IN MATERIAL AND WORKMANSHIP SOLELY TO ORIGINAL PURCHASERS FROM SUPPLY NETWORK, INC. D/B/A VIKING SUPPLYNET. VIKING AGREES TO REPAIR OR REPLACE, OR TO REFUND THE PURCHASE PRICE OF, VIKING PRODUCTS DEMONSTRATED TO BE DEFECTIVE IN MATERIAL AND WORKMANSHIP FOR A PERIOD OF ONE (1) YEAR FROM DATE OF SHIPMENT, PROVIDED THAT THE ORIGINAL BUYER PROVIDES WRITTEN NOTICE TO VIKING WITHIN THIRTY (30) DAYS FOLLOWING DISCOVERY OF SUCH DEFECT. TO DEMONSTRATE A DEFECT, PRODUCTS MUST BE SENT, ALONG WITH THE WRITTEN NOTICE, TO THE VIKING CORPORATION, ATTENTION: RETURNS DEPT., 210 N. INDUSTRIAL PARK DRIVE, HASTINGS, MICHIGAN 49058. THIS WARRANTY SHALL NOT APPLY, HOWEVER, TO ANY VIKING PRODUCTS WHICH HAVE BEEN REPAIRED OR ALTERED OUTSIDE OF VIKING'S FACTORY, HAVE BEEN SUBJECT TO MISUSE, NEGLIGENCE OR ACCIDENTS, HAVE BEEN INCORPORATED AS A PART OR COMPONENT OF A PRODUCT OR SYSTEM MANUFACTURED BY AN ENTITY OTHER THAN VIKING, OR HAVE BEEN USED IN A MANNER CONTRARY TO VIKING'S INSTRUCTIONS OR RECOMMENDATIONS.
 - b. BUYER ACKNOWLEDGES THAT ANY WARRANTY FOR PRODUCTS ACQUIRED BY VIKING THROUGH A THIRD PARTY MANUFACTURER IS LIMITED TO THE WARRANTY PROVIDED BY THE MANUFACTURER OF THE GOODS ACQUIRED. BUYER CONSENTS AND AGREES THAT ALL CLAIMS OF BUYER WITH RESPECT TO THE CONDITION OR PERFORMANCE OF SUCH GOODS SHALL BE MADE DIRECTLY BY BUYER TO SUCH MANUFACTURERS. VIKING HEREBY DISCLAIMS ALL WARRANTIES WITH REGARDS TO SUCH GOODS. IN THE EVENT THAT BUYER HAS SUCH A CLAIM, BUYER SHALL CONTACT MANUFACTURER DIRECTLY.
 - c. NOTWITHSTANDING ANY OTHER PROVISION IN THIS DOCUMENT, VIKING EXPRESSLY DISCLAIMS AND EXCLUDES ALL OTHER WARRANTIES, EXPRESS OR IMPLIED, INCLUDING THE WARRANTIES OF MERCHANTABILITY AND FITNESS FOR A PARTICULAR PURPOSE. VIKING NEITHER ASSUMES NOR AUTHORIZES ANY ENTITY TO ASSUME ON ITS BEHALF ANY OTHER OBLIGATION IN CONNECTION WITH ITS PRODUCTS.
6. **Force/Majeure.** Viking and Buyer assume the non-occurrence of the following contingencies which, without limitation, might render performance by Viking impractical: acts of God, governmental actions, terrorist acts, utility interruptions, strikes, riots, fires, war, assertions by third parties of infringement claims, late or non-delivery by suppliers to Viking, and all other contingencies beyond the reasonable control of Viking.
7. **NO CONSEQUENTIAL DAMAGES.** UNDER NO CIRCUMSTANCES WHATSOEVER SHALL VIKING BE LIABLE FOR ANY INDIRECT, SPECIAL, OR CONSEQUENTIAL DAMAGES, WHETHER FORESEEABLE OR UNFORESEEABLE AND WHETHER BASED UPON LOST GOODWILL, LOST RESALE PROFITS, LOSS OF USE OF MONEY, WORK STOPPAGE, IMPAIRMENT OF OTHER ASSETS, OR OTHERWISE AND WHETHER ARISING OUT OF BREACH OF WARRANTY, BREACH OF CONTRACT, STRICT LIABILITY IN TORT, NEGLIGENCE, MISREPRESENTATION, OR OTHERWISE, EXCEPT ONLY IN THE CASE OF PERSONAL INJURY WHERE APPLICABLE LAW REQUIRES SUCH LIABILITY.
8. **Governing Law.** Michigan law shall govern all transactions to which these standard terms and conditions apply. Viking and Buyer agree that any action arising out of the sale of goods or services in accordance with this document will be brought, heard and decided in Kent County, Michigan. Buyer submits to personal jurisdiction in Michigan.
9. **Buyer's Design Responsibility.** Buyer acknowledges that Viking's goods are produced or provided according to Buyer's specifications. Buyer acknowledges that Buyer is not relying on Viking in any way with respect to the suitability of its products or the adequacy of the specifications. Viking has no responsibility for design, engineering, or other advice, regarding any product specifications provided by Buyer. Buyer shall defend, indemnify and hold Viking harmless against all product liability, product recall, and other claims, liabilities and expenses, including but not limited to actual attorney fees, incurred by Viking arising out of any claimed design or engineering defect relating to specifications provided by Buyer to Viking.
10. **Indemnification of Viking (General).** Buyer shall indemnify, defend and hold Viking and its agents harmless from all claims, liabilities, and expenses, including but not limited to actual attorney fees, sustained by Viking or its agents that are caused by any action of Buyer relating to the goods or services sold by Viking to Buyer.
11. **Indemnification of Viking (Patents).** Buyer shall indemnify, defend, and hold Viking and its agents harmless from all claims, liabilities, and expenses, including but not limited to actual attorney fees, arising out of any claim of infringement of a patent, copyright, trademark, trade name, or other proprietary right, or claim of unfair trade or of unfair competition in connection with the manufacture, sale, or use of the goods sold to Buyer, except to the extent that any claim, liability, or expense arises solely from specifications developed by Viking.
12. **Compliance Statement.** Commodities, technologies, or software exported by Viking from the United States are in accordance with Export Administration Regulations. Any export or re-export contrary to U.S. law is prohibited.
13. **Assignment.** Buyer shall not assign its rights or delegate its duties under this document without Viking's prior written consent. Viking may assign to any third party its rights and obligations with respect to Buyer.
14. **Entire Agreement and Amendment.** This document contains all of the terms of the agreement between Viking and Buyer with regard to its subject matter and supersedes all prior oral or written representations, agreements, and other communications between Viking and Buyer. The contract evidenced by this document may be amended only in writing signed by Buyer and an authorized agent of Viking.
15. **Severability.** All terms shall be enforced only to the maximum extent permitted by law. If any term is invalid or unenforceable, all other terms shall remain in effect.



Viking Group, Inc.
210 North Industrial Park Drive
Hastings, Michigan 49058 USA
Toll free (800) 968-9501
Local phone (269) 945-9501
Facsimile (269) 945-9599
www.vikinggroupinc.com



*SCAN for videos
& more info*