



## TECHNICAL DATA

### MICROFAST® QUICK RESPONSE PENDENT SPRINKLER VK3311 (K4.2)

The Viking Corporation, 210 N Industrial Park Drive, Hastings MI 49058

Telephone: 269-945-9501 Technical Services: 877-384-5464 Fax: 269-818-1680 Email: techsvcs@vikingcorp.com

#### 1. DESCRIPTION

The Viking Microfast® Quick Response Pendent Sprinkler VK3311 is a small thermosensitive glass bulb spray sprinkler available with various finishes and temperature ratings to meet design requirements. The special Polyester and PTFE coatings can be used in decorative applications where colors are desired. In addition, these coatings have been investigated for installation in corrosive atmospheres and are listed/approved as corrosion resistant as indicated in the Approval Charts.

#### 2. LISTINGS AND APPROVALS



**VdS Approved:** Certificates G4040095, G4040097, G4060056, G4060057, G4880045, G4930038, and G4980021



**CE Certified:** Standard EN 12259-1, EC-certificates of conformity 0786-CPD-40130, 0786-CPD-40170



#### 3. TECHNICAL DATA

##### Specifications:

Minimum Operating Pressure: 7 psi (0.5 bar)  
 Rated to 250 psi (17 bar) water working pressure  
 Factory tested hydrostatically to 500 psi (34.5 bar)  
 Thread size: 10 mm BSP  
 Nominal K-Factor: 4.2 U.S. (57 metric\*\*)  
 Glass-bulb fluid temperature rated to -65 °F (-55 °C)  
 Overall Length: 2-1/4" (58 mm)

##### Material Standards:

Frame Casting: Brass UNS-C84400  
 Deflector: Brass UNS-C26000  
 Bushing: Brass UNS-C36000  
 Bulb: Glass, nominal 3 mm diameter  
 Belleville Spring Sealing Assembly: Nickel Alloy, coated on both sides with PTFE Tape  
 Screw: Brass UNS-C36000  
 Pip Cap and Insert Assembly: Copper UNS-C11000 and Stainless Steel UNS-S30400  
For PTFE Coated Sprinklers: Belleville Spring-Exposed, Screw-Nickel Plated, Pip Cap-PTFE Coated  
For Polyester Coated Sprinklers: Belleville Spring-Exposed

##### Ordering Information:

(Also refer to the current Viking price list.)

Order Viking Microfast® Quick Response Pendent Sprinkler VK3311 by first adding the appropriate suffix for the sprinkler finish and then the appropriate suffix for the temperature rating to the sprinkler base part number.

Finish Suffix: Brass = A, Chrome = F, White Polyester = M-/W, Black Polyester = M-/B, and Black PTFE = N  
 Temperature Suffix: 135 °F (57 °C) = A, 155 °F (68 °C) = B, 175 °F (79 °C) = D, 200 °F (93 °C) = E, 286 °F (141 °C) = G  
 For example, sprinkler VK3311 with a Brass finish and a 155 °F (68 °C) temperature rating = Part No. 06932BAB

##### Available Finishes And Temperature Ratings:

Refer to Table 1.

**Accessories:** (Also refer to the "Sprinkler Accessories" section of the Viking data book.)

##### Sprinkler Wrenches:

- A. Standard Wrench: Part No. 10896W/B (available since 2000).
- B. Wrench for Recessed Pendent Sprinklers: Part No. 13655W/B\*\* (available since 2006)
- C. Optional Protective Sprinkler Cap Remover/Escutcheon Installer Tool\*\*\* Part No. 15915 (available since 2010)

\*\*A 1/2" ratchet is required (not available from Viking).

\*\*\*Allows use from the floor by attaching a length of 1" diameter CPVC tubing to the tool. Ideal for sprinkler cabinets. Refer to Bulletin F\_051808.

Viking Technical Data may be found on  
 The Viking Corporation's Web site at  
<http://www.vikinggroupinc.com>.  
 The Web site may include a more recent  
 edition of this Technical Data Page.



## TECHNICAL DATA

### MICROFAST® QUICK RESPONSE PENDENT SPRINKLER VK3311 (K4.2)

The Viking Corporation, 210 N Industrial Park Drive, Hastings MI 49058

Telephone: 269-945-9501 Technical Services: 877-384-5464 Fax: 269-818-1680 Email: techsvcs@vikingcorp.com

#### Sprinkler Cabinets:

- A. Six-head capacity: Part No. 01724A (available since 1971)
- B. Twelve-head capacity: Part No. 01725A (available since 1971)

#### 4. INSTALLATION

Refer to appropriate NFPA Installation Standards.

#### 5. OPERATION

During fire conditions, the heat-sensitive liquid in the glass bulb expands, causing the glass to shatter, releasing the pip cap and sealing spring assembly. Water flowing through the sprinkler orifice strikes the sprinkler deflector, forming a uniform spray pattern to extinguish or control the fire.

#### 6. INSPECTIONS, TESTS AND MAINTENANCE

Refer to NFPA 25 for Inspection, Testing and Maintenance requirements.

#### 7. AVAILABILITY

The Viking Microfast® Quick Response Pendent Sprinkler VK3311 is available through a network of domestic and international distributors. See The Viking Corporation web site for the closest distributor or contact The Viking Corporation.

#### 8. GUARANTEE

For details of warranty, refer to Viking's current list price schedule or contact Viking directly.

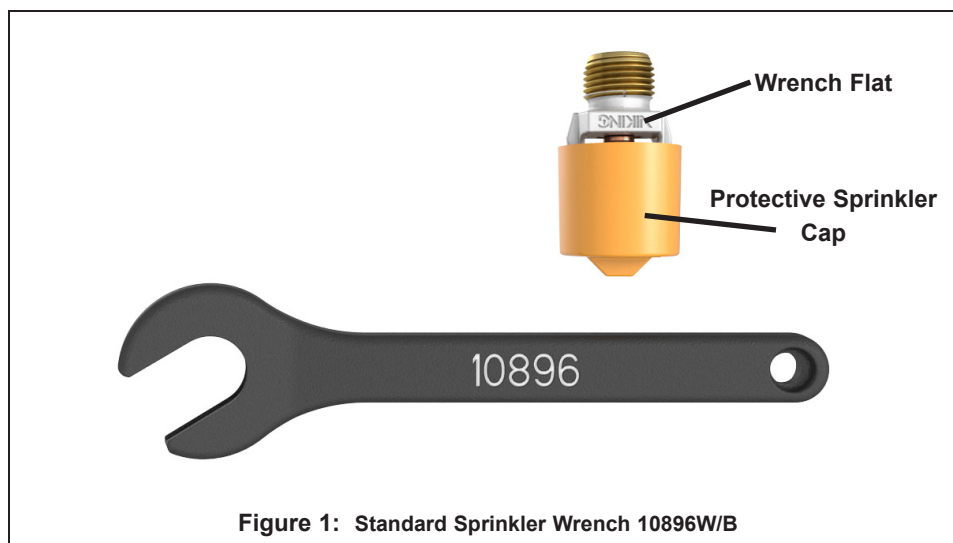


Figure 1: Standard Sprinkler Wrench 10896W/B



**TECHNICAL DATA**

**MICROFAST®  
QUICK RESPONSE  
PENDENT SPRINKLER  
VK3311 (K4.2)**

The Viking Corporation, 210 N Industrial Park Drive, Hastings MI 49058  
 Telephone: 269-945-9501 Technical Services: 877-384-5464 Fax: 269-818-1680 Email: techsvcs@vikingcorp.com

**TABLE 1: AVAILABLE SPRINKLER TEMPERATURE RATINGS AND FINISHES**

Sprinkler Temperature Classification	Sprinkler Nominal Temperature Rating <sup>1</sup>	Maximum Ambient Ceiling Temperature <sup>2</sup>	Bulb Color
Ordinary	135 °F (57 °C)	100 °F (38 °C)	Orange
Ordinary	155 °F (68 °C)	100 °F (38 °C)	Red
Intermediate	175 °F (79 °C)	150 °F (65 °C)	Yellow
Intermediate	200 °F (93 °C)	150 °F (65 °C)	Green
High	286 °F (141 °C)	225 °F (107 °C)	Blue

**Sprinkler Finishes:** Brass, Chrome, White Polyester, Black Polyester, and Black PTFE

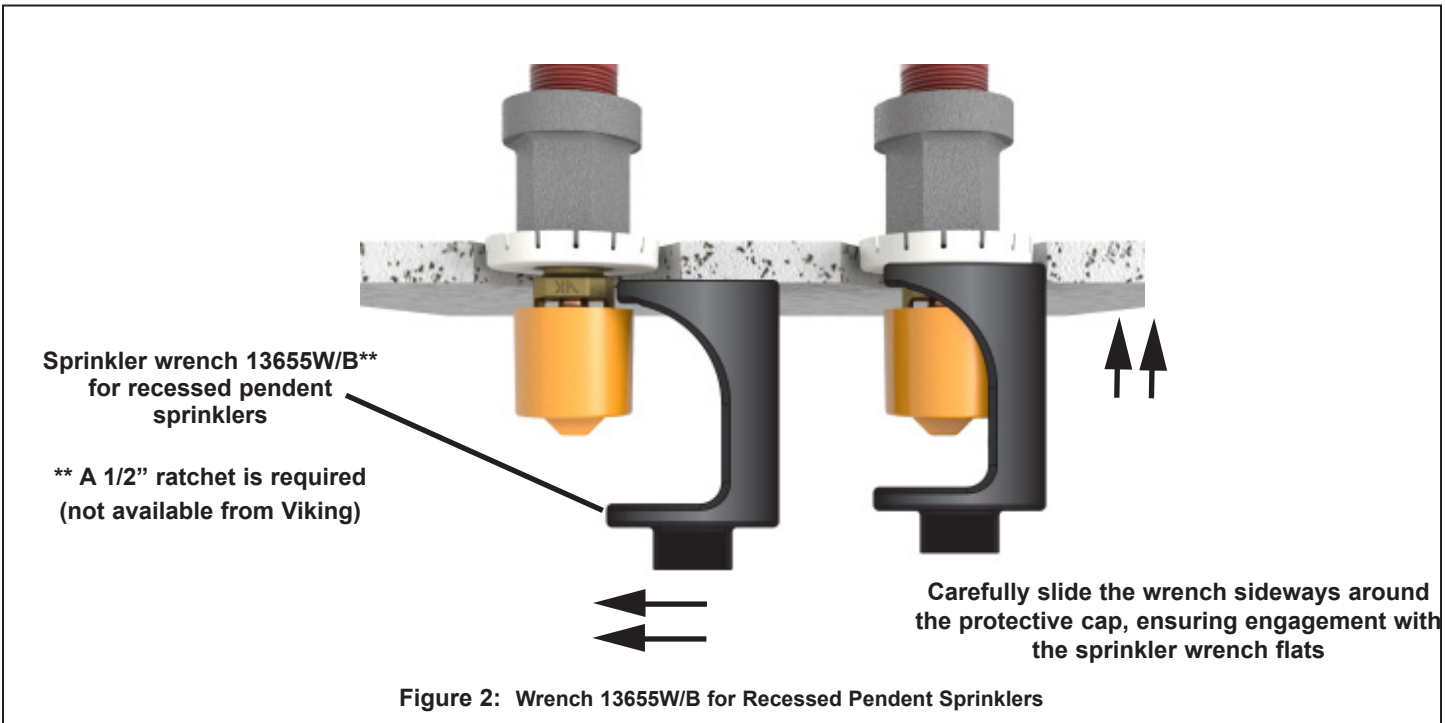
**Corrosion-Resistant Coatings<sup>3</sup>:** White Polyester, Black Polyester, and Black PTFE

**Footnotes**

<sup>1</sup> The sprinkler temperature rating is stamped on the deflector.

<sup>2</sup> Based on NFPA-13. Other limits may apply, depending on fire loading, sprinkler location, and other requirements of the Authority Having Jurisdiction. Refer to specific installation standards.

<sup>3</sup> The corrosion-resistant coatings have passed the standard corrosion test required by the approving agencies indicated in the Approval Charts. These tests cannot and do not represent all possible corrosive environments. Prior to installation, verify through the end-user that the coatings are compatible with or suitable for the proposed environment. For automatic sprinklers, the coatings indicated are applied to the exposed exterior surfaces only. Note that the spring is exposed on sprinklers with Polyester and PTFE coatings.



**Figure 2: Wrench 13655W/B for Recessed Pendent Sprinklers**



## TECHNICAL DATA

### MICROFAST® QUICK RESPONSE PENDENT SPRINKLER VK3311 (K4.2)

The Viking Corporation, 210 N Industrial Park Drive, Hastings MI 49058

Telephone: 269-945-9501 Technical Services: 877-384-5464 Fax: 269-818-1680 Email: techsvcs@vikingcorp.com

### Approval Chart 1

The Viking Microfast® Quick Response Pendent  
Sprinkler VK3311  
Maximum 175 PSI (12 Bar) WWP

KEY	
Temperature	—
Finish	—
Escutcheon (if applicable)	←

Base Part Number <sup>1</sup>	SIN	Sprinkler Style	Thread Size		Nominal K-Factor		Overall Length		Listings and Approvals <sup>3</sup> (Refer also to Design Criteria.)			
			NPT	BSP	U.S.	metric <sup>2</sup>	Inches	mm	cULus	VdS	LPCB	CE
06932B	VK3311	Pendent	--	10 mm	4.2	57	2-1/4	58	--	A1	--	B2 <sup>5</sup>
<b>Approved Temperature Ratings</b> A - 135 °F (57 °C), 155 °F (68 °C), 175 °F (79 °C), 200 °F (93 °C), 286 °F (141 °C) B - 155 °F (68 °C)					<b>Approved Finishes</b> 1 - Brass, Chrome, White Polyester <sup>4</sup> , and Black Polyester <sup>4</sup> 2 - Brass and Chrome							
<b>Footnotes</b>												
<sup>1</sup> Base part number shown. For complete part number, refer to Viking's current price schedule. <sup>2</sup> Metric K-factor measurement shown is when pressure is measured in Bar. When pressure is measured in kPa, divide the metric K-factor shown by 10.0. <sup>3</sup> This table shows the listings and approvals available at the time of printing. Other approvals may be in process. <sup>4</sup> Other colors are available on request with the same Listings and Approvals as the standard colors. <sup>5</sup> Certified, Standard EN 12259-1, EC-certificate of conformity 0786-CPD-40130 and 0786-CPD-40170												

**IMPORTANT: Always refer to Bulletin Form No. F\_091699 - Care and Handling of Sprinklers. Also refer to page QR1-3 for general care, installation, and maintenance information. Viking sprinklers are to be installed in accordance with the latest edition of Viking technical data, the appropriate standards of NFPA, LPCB, APSAD, VdS or other similar organizations, and also with the provisions of governmental codes, ordinances, and standards, whenever applicable.**



**TECHNICAL DATA**

**MICROFAST®  
QUICK RESPONSE  
PENDENT SPRINKLER  
VK3311 (K4.2)**

The Viking Corporation, 210 N Industrial Park Drive, Hastings MI 49058

Telephone: 269-945-9501 Technical Services: 877-384-5464 Fax: 269-818-1680 Email: techsvcs@vikingcorp.com

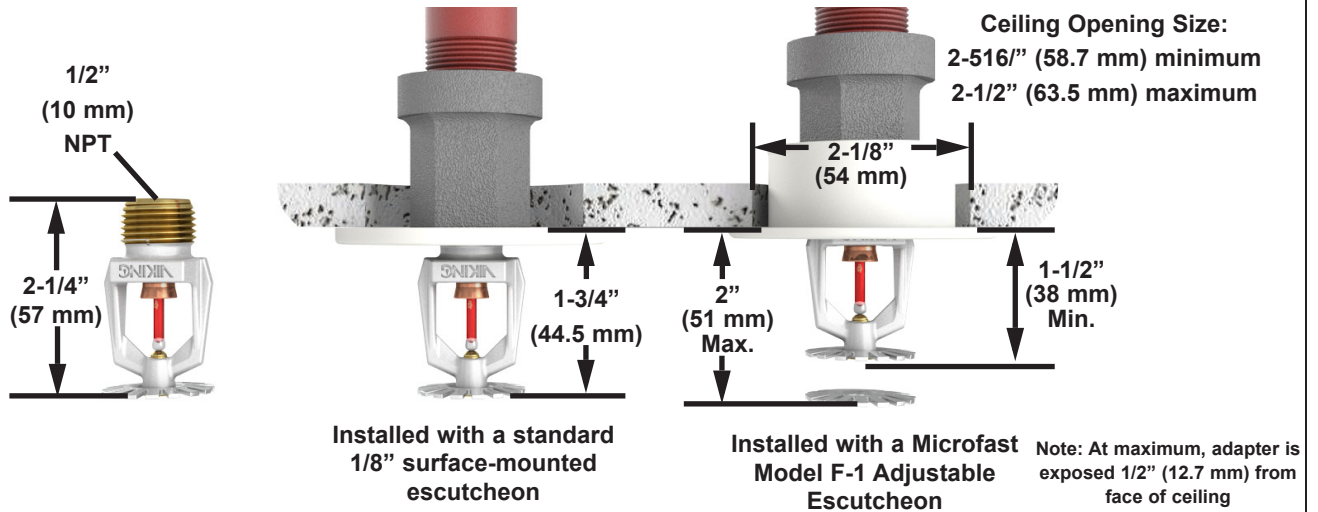


Figure 3: Sprinkler Dimensions with a Standard Escutcheon and the Model F-1 Adjustable Escutcheon

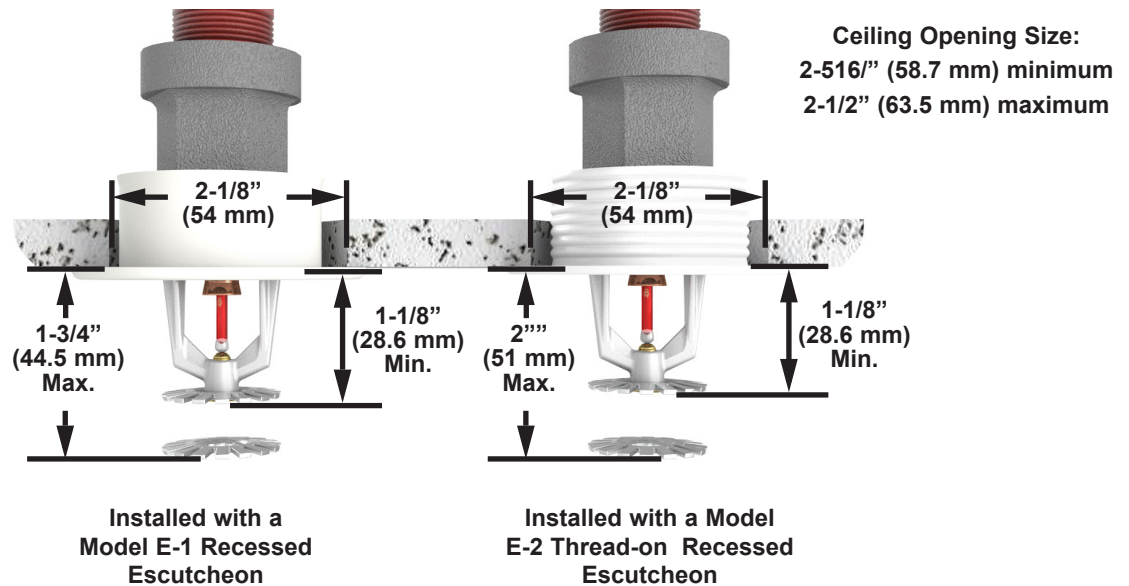


Figure 4: Sprinkler Dimensions with the Model E-1 and E-2 Recessed Escutcheons