



TECHNICAL DATA

MIRAGE® QUICK RESPONSE CONCEALED PENDENT MRI SPRINKLERS (K5.6 & 8.0)

The Viking Corporation, 210 N Industrial Park Drive, Hastings MI 49058


Telephone: 269-945-9501 Technical Services: 877-384-5464 Fax: 269-818-1680 Email: techsvcs@vikingcorp.com

Visit the Viking website for the latest edition of this technical data page.

1. DESCRIPTION

Viking Mirage® Quick Response Concealed MRI Sprinklers are intended for use inside an MRI environment, such as the MR system room. They are not intended to be used within the bore of the MR scanner itself. This sprinkler has been independently tested for use with a 3-Tesla MR system in accordance with ASTM F2502-15 criteria. The results of this test demonstrate that this product is acceptable for use in an environment with a static magnetic field of 3-Tesla or less and the highest spatial gradient magnetic field of 330-Gauss/cm or less.

The sprinkler is pre-assembled with a threaded adapter for installation with a low-profile cover assembly that provides up to ½" (13 mm) of vertical adjustment. The two-piece design allows installation and testing of the sprinkler prior to installation of the cover plate. The "push-on", "thread-off" design of the concealed cover plate assembly allows easy installation of the cover plate after the system has been tested and the ceiling finish has been applied. The cover assembly can be removed and reinstalled, allowing temporary removal of ceiling panels without taking the sprinkler system out of service or removing the sprinkler.



2. LISTINGS AND APPROVALS

cULus Listed: Category VNIV



Refer to the Approval Chart and Design Criteria for cULus Listing requirements that must be followed.

3. TECHNICAL DATA

Specifications:

Available since 2008.

Minimum Operating Pressure: 7 psi (0.5 bar)

Maximum Working Pressure: 175 psi (12 bar). Factory tested hydrostatically to 500 psi (34.5 bar).

Thread size: 1/2" (15 mm) or 3/4" (20 mm) NPT

Nominal K-Factor: 5.6 U.S. (80.6 metric*) or 8.0 U.S. (115.2 metric*)

*Metric K-factor measurement shown is when pressure is measured in Bar. When pressure is measured in kPa, divide the metric K-factor shown by 10.0.

Glass-bulb fluid temperature rated to -65 °F (-55 °C)

Patents Pending

Material Standards:

Sprinkler Body: Brass UNS-C84400

Deflector: Phosphor Bronze UNS-C51000

Deflector Pins: Stainless Steel Alloy

Bulb: Glass, nominal 3 mm diameter

Pip Cap and Insert Assembly: Copper UNS-C11000 and Stainless Steel UNS-S30400

Button: Brass UNS-C36000

Screws: 18-8 Stainless Steel

Belleville Spring Sealing Assembly: Nickel Alloy, coated on both sides with Teflon Tape

Yoke: Phosphor Bronze UNS-C51000

Cover Adapter: Brass UNS-C26800

Cover Assembly Materials:

Cover: Copper UNS-C11000

Base: Brass UNS-C26800 or UNS-C26000

Springs: Nickel Alloy

Solder: Eutectic



TECHNICAL DATA

MIRAGE® QUICK RESPONSE CONCEALED PENDENT MRI SPRINKLERS (K5.6 & 8.0)

The Viking Corporation, 210 N Industrial Park Drive, Hastings MI 49058

Telephone: 269-945-9501 Technical Services: 877-384-5464 Fax: 269-818-1680 Email: techsvcs@vikingcorp.com

Visit the Viking website for the latest edition of this technical data page.

Ordering Information: (Also refer to the current Viking price list.)

Viking Mirage® Quick Response Concealed Pendent MRI Sprinklers and Cover Plate Assemblies must be ordered separately:

Sprinkler: Base Part No. 15480A or 15481A

Specify sprinkler temperature rating by adding the appropriate suffix for the temperature rating to the base part number:

Temperature Suffix (°F/°C): 155°/68° = B, 175°/79° = D, 200°/93° = E

For example, MRI Sprinkler VK462 with a 155°F/68°C temperature rating = 15480AB.

Note: When ordering this sprinkler using the SIN, add suffix -MRI. For example, sprinkler VK462 for MRI applications = VK462-MRI.

Cover Plate Assembly: Base Part No. 13504 (2-3/4" diameter) or Base Part No. 13642 (3-5/16" diameter)

Specify finish and temperature rating of the cover plate assembly by adding the appropriate suffixes for the finish and the cover temperature rating to the base part number:

Finish Suffix: Polished Chrome = F, Painted White = M-/W, Painted Ivory = M-/I, Painted Black = M-/B

Temperature Suffix (°F/°C): 135°/57° = A, 165°/74° = C

For example, cover 13504 with a Polished Chrome finish and a 165°F/74°C temperature rating = 13504FC.

Available Finishes And Temperature Ratings:

Refer to Table 1.

Accessories: (Also refer to the Viking website.)

Sprinkler Wrenches:**

A. Heavy Duty Wrench Part No. 14047W/B (available since 2006), or

B. Head Cabinet Wrench Part No. 14031*** (available since 2006)

C. Optional Concealed Cover Plate Installer Tool Part No. 14412 for cover 13504, or Part No. 14867 for the large diameter cover (available since 2007)

**Requires a 1/2" ratchet (not available from Viking).

***Optional for removal of the protective cap. Ideal for sprinkler cabinets.

Sprinkler Cabinet: Part No. 01731A (available since 1971)

4. INSTALLATION

Refer to appropriate NFPA Installation Standards.

5. OPERATION

During fire conditions, when the temperature around the sprinkler approaches its operating temperature, the cover plate detaches. Continued heating of the exposed sprinkler causes the heat-sensitive liquid in the glass bulb to expand and the bulb to shatter, releasing the yoke, pip-cap and sealing spring assembly. Water flowing through the sprinkler orifice strikes the sprinkler deflector, forming a uniform spray pattern to extinguish or control the fire.

6. INSPECTIONS, TESTS AND MAINTENANCE

Refer to NFPA 25 for Inspection, Testing and Maintenance requirements.

7. AVAILABILITY

Viking Sprinklers VK462 and VK464 are available through a network of domestic and international distributors. See The Viking Corporation web site for the closest distributor or contact The Viking Corporation.

8. GUARANTEE

For details of warranty, refer to Viking's current list price schedule or contact Viking directly.



TECHNICAL DATA

MIRAGE® QUICK RESPONSE CONCEALED PENDENT MRI SPRINKLERS (K5.6 & 8.0)

The Viking Corporation, 210 N Industrial Park Drive, Hastings MI 49058

Telephone: 269-945-9501 Technical Services: 877-384-5464 Fax: 269-818-1680 Email: techsvcs@vikingcorp.com

Visit the Viking website for the latest edition of this technical data page.

Approval Chart									
Mirage® Quick Response Concealed Pendent MRI Sprinklers							<small> — Sprinkler Temperature Rating - - - Cover Plate Temperature Rating ▲ AW1+ Cover Plate Finish KEY </small>		
Sprinkler Base Part Number ¹	SIN	NPT Thread Size		Nominal K-Factor		Maximum Water Working Pressure	Listings and Approvals ³ (Refer also to Design Criteria on page 54s.)		
		Inch	mm	U.S.	metric ²		cULus ⁴	FM	NYC
15480A	VK462	1/2"	15	5.6	80.6	175 psi (12 bar)	AW1, BX1	--	See Footnote 5.
15481A	VK464	3/4"	20	8.0	115.2	175 psi (12 bar)	AW1, BX1	--	See Footnote 5.
Sprinkler Temperature Ratings		Cover Plate Assembly Temperature Ratings⁶				Cover Plate Assembly Finishes⁷			
A - 155°F (68°C) B - 175°F (79°C) and 200°F (93°C)		W - 135°F (57°C) cover 13504 ¹ or 13642 ¹ (large diameter) X - 165°F (74°C) cover 13504 ¹ or 13642 ¹ (large diameter)				1 - Polished Chrome, Brushed Chrome, Bright Brass, Antique Brass, Brushed Brass, Brushed Copper, Painted White, Painted Ivory, or Painted Black			
Footnotes									
¹ Part number shown is the base part number. For complete part number, refer to current Viking price list schedule. ² Metric K-factor measurement shown is when pressure is measured in Bar. When pressure is measured in kPa, divide the metric K-factor shown by 10.0. ³ This chart shows the listings and approvals available at the time of printing. Other approvals may be in process. Check with the manufacturer for any additional approvals. ⁴ Listed by Underwriter's Laboratories for use in the U.S. and Canada. ⁵ Meets New York City requirements, effective July 1, 2008. ⁶ The 135°F cover has an orange label. The 165°F cover has a white label. ⁷ Painted finish consists of Polyester Baked Enamel. Other paint colors are available on request with the same listings as the standard paint colors. Listings and approvals apply for any paint manufacturer. Contact Viking for additional information. NOTE: Custom colors are indicated on a label inside the cover assembly. Refer to Figure 1.									

TABLE 1: AVAILABLE SPRINKLER TEMPERATURE RATINGS AND FINISHES

Sprinkler Temperature Classification	Sprinkler Nominal Temperature Rating ¹	Maximum Ambient Ceiling Temperature ²	Temperature Rating of Cover Assembly (Required)	Bulb Color
Ordinary	155°F (68°C)	100°F (38°C)	135°F (57°C)	Red
Intermediate	175°F (79°C)	150°F (65°C)	165°F (74°C)	Yellow
Intermediate	200°F (93°C)	150°F (65°C)	165°F (74°C)	Green
Cover Plate Finishes: Polished Chrome, Brushed Chrome, Bright Brass, Antique Brass, Brushed Brass, Brushed Copper, Painted White, Painted Ivory, or Painted Black				
Footnotes				
¹ The sprinkler temperature rating is stamped on the sprinkler deflector. ² Based on NFPA-13. Other limits may apply, depending on fire loading, sprinkler location, and other requirements of the Authority Having Jurisdiction. Refer to specific installation standards.				



TECHNICAL DATA

MIRAGE® QUICK RESPONSE CONCEALED PENDENT MRI SPRINKLERS (K5.6 & 8.0)

The Viking Corporation, 210 N Industrial Park Drive, Hastings MI 49058

Telephone: 269-945-9501 Technical Services: 877-384-5464 Fax: 269-818-1680 Email: techsvcs@vikingcorp.com

Visit the Viking website for the latest edition of this technical data page.

DESIGN CRITERIA

(Also refer to the Approval Chart on page 3.)

cULus Listing Requirements:

Mirage® Concealed Pendent MRI Sprinklers were subjected to magnetic field interaction testing and determined to be MRI conditional according to the terminology specified in ASTM International, Designation F2502-15. These sprinklers are intended for use in a high magnetic field environment according to the following conditions:

1. Static magnetic field of 3-Tesla or less
2. Highest spatial gradient magnetic field of 330-Gauss/cm or less

Sprinklers VK462 and VK464 are cULus Listed for installation in accordance with the latest edition of NFPA 13 for standard coverage pendent spray sprinklers as indicated below.


- For hazard occupancies up to and including Ordinary Hazard, Group II.
- Protection areas and maximum spacing shall be in accordance with the tables provided in NFPA 13. Maximum spacing allowed is 15 ft. (4.6 m).
- Minimum spacing allowed is 6 ft. (1.8 m) unless baffles are installed in accordance with NFPA 13.
- Minimum distance from walls is 4 in. (102 mm).
- Maximum distance from walls shall be no more than one-half of the allowable distance between sprinklers. The distance shall be measured perpendicular to the wall.
- The sprinkler obstruction rules contained in NFPA 13 for standard coverage pendent spray sprinklers must be followed.

NOTE: Concealed sprinklers must be installed in neutral or negative pressure plenums only.

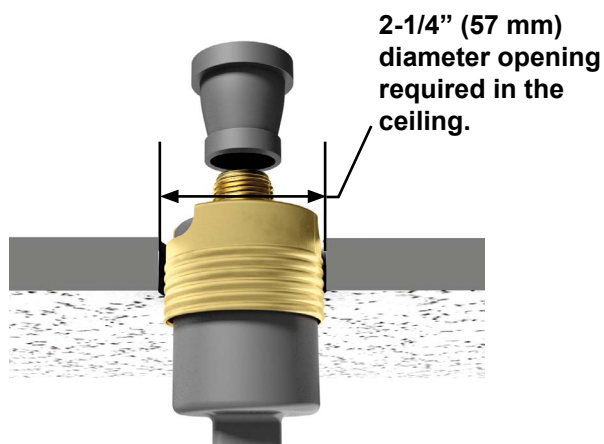
IMPORTANT: Always refer to Bulletin Form No. F_091699 - Care and Handling of Sprinklers. Also refer to Bulletin Form No. F_080614 for general care, installation, and maintenance information. Viking sprinklers are to be installed in accordance with the latest edition of Viking technical data, the appropriate standards of NFPA, FM Global, LPCB, APSAD, VdS or other similar organizations, and also with the provisions of governmental codes, ordinances, and standards, whenever applicable.

Sprinkler and Adapter Assembly

- Protective cap removed
- Use wrench 14031**



Step 1:
Carefully slide the wrench sideways around the deflector and pins



Step 2:
Carefully press the wrench upward and turn slightly to ensure engagement with the sprinkler wrench flats.

Figure 2a: Sprinkler Installation and Proper Wrench Usage (Sprinkler VK462 Shown)

** A 1/2" ratchet is required (Not available from Viking)



TECHNICAL DATA

**MIRAGE® QUICK RESPONSE
CONCEALED PENDENT MRI
SPRINKLERS (K5.6 & 8.0)**

The Viking Corporation, 210 N Industrial Park Drive, Hastings MI 49058
 Telephone: 269-945-9501 Technical Services: 877-384-5464 Fax: 269-818-1680 Email: techsvcs@vikingcorp.com
 Visit the Viking website for the latest edition of this technical data page.

- NEVER install the sprinkler by applying the installation wrench across the frame arms.
- DO NOT overtighten.
- Use only the designated sprinkler wrenches, Viking Part Numbers 14047W/B or 14031**.
- A leak tight seal should be achieved by turning the sprinkler clockwise 1 to 1-1/2 turns beyond finger tight.

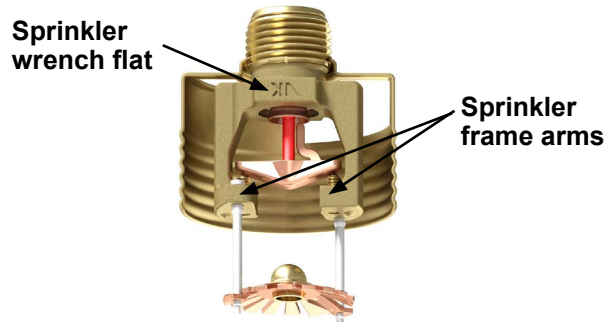



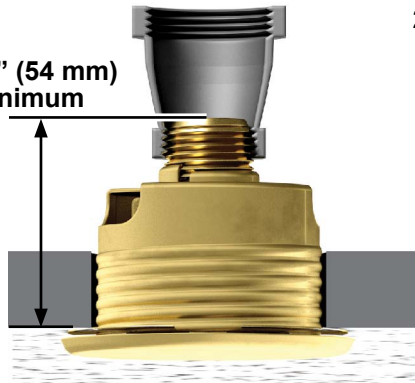
Figure 2b: Sprinkler Installation and Proper Wrench Usage (Sprinkler VK462 Shown)

** A 1/2" ratchet is required (Not available from Viking)

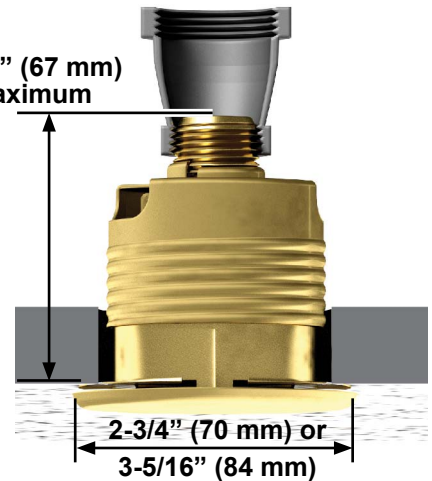
1/2" (15 mm) NPT (VK462)
 or
 3/4" (20 mm) NPT (VK464)



2-1/8" (54 mm)
 Minimum



2-5/8" (67 mm)
 Maximum



NOTE: Upon sprinkler activation, the deflector descends to approximately 13/16" (21 mm) below the sprinkler body.

Figure 3: Sprinkler Dimensions and Cover Installation (Sprinkler VK462 Shown)



All custom color painted cover plates will have an identifying label affixed to the inside of the cover that indicates the custom color and will have a representative sample (a paint dot) of the paint on the label.

Figure 4: Identification of Custom Paint for Concealed Covers