



BULLETIN


BEST PRACTICES FOR RESIDENTIAL SPRINKLER HANDLING & INSTALLATION

The Viking Corporation, 210 N Industrial Park Drive, Hastings MI 49058


Telephone: 269-945-9501 Technical Services: 877-384-5464 Fax: 269-818-1680 Email: techsvcs@vikingcorp.com

SPRINKLERS ARE FRAGILE - HANDLE WITH CARE!

- Always keep sprinklers in a cool dry place.
- Protect sprinklers during storage, transport and handling as well as before, during and after installation. Refer to Viking's Care and Handling of Sprinklers Bulletin [Form No. F_091699](#)².
- Proper transit, storage and installation of sprinklers in a high-heat environment is a must. Care should be taken to prevent sprinklers from being exposed to ambient heat conditions in excess of those referenced in installation standards.
- Do not stage or store sprinklers on the job site in advance in a non-conditioned space prior to installation.
- Keep sprinklers in the original packaging and check temperature indicators on box label prior to installation. If the indicator has turned black, DO NOT install any product contained in the box. Refer to Viking product return policies.
- Temperatures exceeding the maximum ambient temperature of the sprinkler temperature-rating during storage, transport, handling and installation must be avoided.
- Per NFPA standards 13, 13R, and 13D, sprinklers installed where maximum ambient temperatures are at or over 101 °F (38 °C) through 150 °F (66 °C) shall be intermediate temperature-rated sprinklers. Additionally, if sprinklers are installed in an unventilated concealed space under an uninsulated roof or in an unventilated attic, they shall be of intermediate temperature classification.
- Sprinklers installed where ambient temperatures are at or below 100 °F (38 °C) may be either ordinary or intermediate temperature-rated sprinklers. Refer to NFPA standards 13R 6.2.3.1 and 13D 7.5.6.1.
- Rough-in of sprinkler piping during hot weather conditions should not include the installation of sprinklers unless reasonable ambient temperatures can be maintained. Ambient temperatures that are considered when choosing the temperature rating for a sprinkler should take into account the range of ambient temperatures that are expected from installation through establishment and maintenance of temperature in a conditioned space. Appropriate insulation may be considered. **Example:** An ordinary temperature sprinkler should not be exposed to maximum ambient temperature higher than 100 °F (38 °C) or more. Refer to NFPA 13, Table 6.2.5.1, NFPA 13R, 6.2.3.1 and NFPA 13D, 7.5.6.1.
- CPVC fire sprinkler products exposed to high ambient temperatures (e.g. installed in unventilated, concealed spaces such as attics) should be insulated to maintain a cooler environment. Refer to Viking Plastics Installation and Design Manual, [Form No. F_080712](#)², for care and handling procedures.
- Protect all sprinklers and connecting CPVC piping in attic spaces and unvented concealed spaces from excessive heat exposure above 100 °F (38 °C). To separate excessive attic heat, properly tent and fully insulate all pipe in unconditioned spaces.
- Pressure relief valves should be installed on wet sprinkler systems where there is a risk of over-pressurization of a checked water supply, due to thermal expansion. Refer to NFPA 13, 7.1.2.1 and NFPA 13D, A.5.2.2.2.
- Fire sprinkler systems should be installed per current referenced editions of building codes and installation standards adopted in the jurisdiction where work is being performed.




INCORRECT
(Heat exposure)



INCORRECT
(Unconditioned at rough-in)



INCORRECT
(Exposed piping)



INCORRECT
(No pressure relief valve)

¹Hot weather condition is defined as temperatures that can reach the maximum ambient temperature-rating of the sprinkler.

²Clicking on blue hyperlink will open referenced document.

WARNING

Any sprinkler with a loss of liquid from the glass bulb or damage to the fusible element should be destroyed. Never install sprinklers that have been dropped, damaged, or exposed to temperatures exceeding the maximum ambient temperature allowed. Sprinklers that have been painted in the field must be replaced per NFPA 13. Protect sprinklers from paint and paint overspray in accordance with the installation standards. Do not clean sprinklers with soap and water, ammonia, or any other cleaning fluid. Do not use adhesives or solvents on sprinklers or their operating elements.

Refer to the appropriate technical data page and NFPA standards for complete care, handling, installation, and maintenance instructions. For additional product and system information Viking data pages and installation instructions are available on the Viking Web site at www.vikinggroupinc.com.