



## TECHNICAL DATA

### MicromaticHP® STANDARD RESPONSE PENDENT HIGH PRESSURE SPRINKLER VK023 (K2.8)

The Viking Corporation, 210 N Industrial Park Drive, Hastings MI 49058

Telephone: 269-945-9501 Technical Services: 877-384-5464 Fax: 269-818-1680 Email: techsvcs@vikingcorp.com

Visit the Viking website for the latest edition of this technical data page.

### 1. DESCRIPTION

The Viking MicromaticHP® Standard Response Pendent High Pressure VK023 Sprinkler is a small, thermosensitive, glass-bulb spray sprinkler available in several different finishes and temperature ratings to meet design requirements. The special Polyester, and Polytetrafluoroethylene (PTFE) coatings can be used in decorative applications where colors are desired. In addition, these coatings have been investigated for installation in corrosive atmospheres and are listed/approved as corrosion resistant as indicated in the Approval Charts.

Viking standard response sprinklers may be ordered and/or used as open sprinklers (glass bulb and pip cap assembly removed) on deluge systems. Refer to Ordering Instructions.

### 2. LISTINGS AND APPROVALS

 **cULus Listed:** Category VNIV

**NOTE:** Other International approval certificates are available upon request.

Refer to Approval Chart 1 and UL Design Criteria for cULus Listing requirements that must be followed.

### 3. TECHNICAL DATA

#### Specifications:

Minimum Operating Pressure: 7 psi (0.5 bar)†

**Maximum Working Pressure:** 250 psi (17 bar) wwp

Factory tested hydrostatically to 500 psi (34.5 bar)

Thread size: 1/2" NPT, 15 mm BSP

Nominal K-Factor: 2.8 U.S. (40.3 metric\*\*)

Glass-bulb fluid temperature rated to -65 °F (-55 °C)

Overall Length: 2-1/4" (58 mm)

† cULus Listing, FM Approval, and NFPA 13 installs require a minimum of 7 psi (0.5 bar). The minimum operating pressure for LPCB and CE Approvals ONLY is 5 psi (0.35 bar).

#### Material Standards:

Frame Casting: Brass UNS-C84400

Deflector: Brass UNS-C26000

Bushing: Brass UNS-C36000

Bulb: Glass, nominal 5 mm diameter

Belleville Spring Sealing Assembly: Nickel Alloy, coated on both sides with PTFE Tape

Screw: Brass UNS-C36000

Pip Cap: Brass UNS-C31400 or UNS-C31600

For PTFE Coated Sprinklers: Belleville Spring-Exposed, Screw-Nickel Plated, Pip Cap-PTFE Coated

For Polyester Coated Sprinklers: Belleville Spring-Exposed

**Ordering Information:** (Also refer to the current Viking price list.)

Order MicromaticHP® Standard Response Pendent High Pressure Sprinkler VK023 by first adding the appropriate suffix for the sprinkler finish and then the appropriate suffix for the temperature rating to the sprinkler base part number.

Finish Suffix: Brass = A, Chrome = F, White Polyester = M-W, Black Polyester = M-B, Black PTFE = N

Temperature Suffix: 135 °F (57 °C) = A, 155 °F (68 °C) = B, 175 °F (79 °C) = D, 200 °F (93 °C) = E, 286 °F (141 °C) = G, 360 °F (182 °C) = H, OPEN = Z (PTFE only).

For example, sprinkler VK023 with a 1/2" thread, Brass finish and a 155 °F (68 °C) temperature rating = Part No. 09994AB

**Available Finishes And Temperature Ratings:** Refer to Table 1.





## TECHNICAL DATA

### MicromaticHP® STANDARD RESPONSE PENDENT HIGH PRESSURE SPRINKLER VK023 (K2.8)

The Viking Corporation, 210 N Industrial Park Drive, Hastings MI 49058

Telephone: 269-945-9501 Technical Services: 877-384-5464 Fax: 269-818-1680 Email: techsvcs@vikingcorp.com

Visit the Viking website for the latest edition of this technical data page.

**Accessories:** (Also refer to the Viking website.)

**Sprinkler Wrenches:**

- A. Standard Wrench: Part No. 10896W/B (available since 2000).
- B. Wrench for Recessed Pendent Sprinklers: Part No. 13655W/B\* (available since 2006)
- C. Optional Protective Sprinkler Cap Remover/Escutcheon Installer Tool\*\* Part No. 15915 (available since 2010.)
- D. Wrench for Wax Coated Sprinklers: Part No. 13577W/B\* (available since 2006)

\*A ½" ratchet is required (not available from Viking).

\*\*Allows use from the floor by attaching a length of 1" diameter CPVC tubing to the tool. Ideal for sprinkler cabinets. Refer to Bulletin F\_051808.

**Sprinkler Cabinets:**

- A. Six-head capacity: Part No. 01724A (available since 1971)
- B. Twelve-head capacity: Part No. 01725A (available since 1971)

#### 4. INSTALLATION

Refer to appropriate NFPA Installation Standards.

#### 5. OPERATION

During fire conditions, the heat-sensitive liquid in the glass bulb expands, causing the glass to shatter, releasing the pip cap and sealing spring assembly. Water flowing through the sprinkler orifice strikes the sprinkler deflector, forming a uniform spray pattern to extinguish or control the fire.

#### 6. INSPECTIONS, TESTS AND MAINTENANCE

Refer to NFPA 25 for Inspection, Testing and Maintenance requirements.

#### 7. AVAILABILITY

The Viking MicromaticHP® Standard Response Pendent High Pressure Sprinkler VK023 is available through a network of domestic and international distributors. See The Viking Corporation web site for the closest distributor or contact The Viking Corporation.

#### 8. GUARANTEE

For details of warranty, refer to Viking's current list price schedule or contact Viking directly.



**TECHNICAL DATA**

**MicromaticHP® STANDARD  
RESPONSE PENDENT HIGH  
PRESSURE SPRINKLER  
VK023 (K2.8)**

The Viking Corporation, 210 N Industrial Park Drive, Hastings MI 49058

Telephone: 269-945-9501 Technical Services: 877-384-5464 Fax: 269-818-1680 Email: techsvcs@vikingcorp.com

Visit the Viking website for the latest edition of this technical data page.

**TABLE 1: AVAILABLE SPRINKLER TEMPERATURE RATINGS AND FINISHES**

Sprinkler Temperature Classification	Sprinkler Nominal Temperature Rating <sup>1</sup>	Maximum Ambient Ceiling Temperature <sup>2</sup>	Bulb Color
Ordinary	135 °F (57 °C)	100 °F (38 °C)	Orange
Ordinary	155 °F (68 °C)	100 °F (38 °C)	Red
Intermediate	175 °F (79 °C)	150 °F (65 °C)	Yellow
Intermediate	200 °F (93 °C)	150 °F (65 °C)	Green
High	286 °F (141 °C)	225 °F (107 °C)	Blue
Extra High	360 °F (182 °C)	300 °F (149 °C)	Mauve

**Sprinkler Finishes:** Brass, Chrome, White Polyester, Black Polyester, and Black PTFE

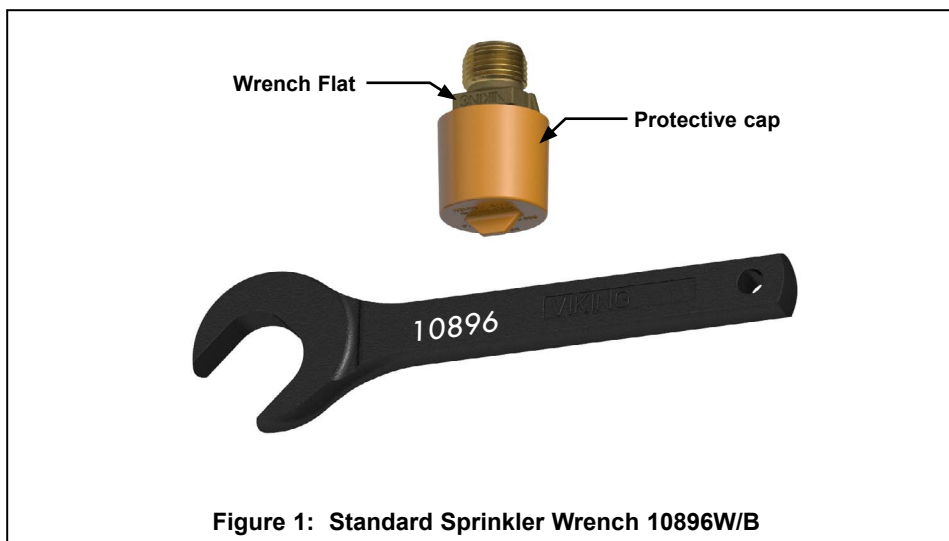
**Corrosion-Resistant Coatings<sup>3</sup>:** White Polyester, Black Polyester, and Black PTFE in all temperature ratings.

**Footnotes**

<sup>1</sup> The sprinkler temperature rating is stamped on the deflector.

<sup>2</sup> Based on NFPA-13. Other limits may apply, depending on fire loading, sprinkler location, and other requirements of the Authority Having Jurisdiction. Refer to specific installation standards.

<sup>3</sup> The corrosion-resistant coatings have passed the standard corrosion test required by the approving agencies indicated in the Approval Charts. These tests cannot and do not represent all possible corrosive environments. Prior to installation, verify through the end-user that the coatings are compatible with or suitable for the proposed environment. For automatic sprinklers, the coatings indicated are applied to the exposed exterior surfaces only. Note that the spring is exposed on sprinklers with Polyester and PTFE coatings. For PTFE coated open sprinklers only, the waterway is coated.



**Figure 1: Standard Sprinkler Wrench 10896W/B**



## TECHNICAL DATA

### MicromaticHP® STANDARD RESPONSE PENDENT HIGH PRESSURE SPRINKLER VK023 (K2.8)

The Viking Corporation, 210 N Industrial Park Drive, Hastings MI 49058

Telephone: 269-945-9501 Technical Services: 877-384-5464 Fax: 269-818-1680 Email: techsvcs@vikingcorp.com

Visit the Viking website for the latest edition of this technical data page.

Approval Chart 1 (UL)											
MicromaticHP® Standard Response Pendent Sprinkler VK023 Maximum 250 PSI (17 bar) WWP											
Sprinkler Base Part Number <sup>1</sup>	SIN	Thread Size		Nominal K-Factor		Overall Length		Listings and Approvals <sup>3</sup> (Refer also to UL Design Criteria.)			
		NPT	BSP	U.S.	metric <sup>2</sup>	Inches	mm	cULus <sup>4</sup>	VdS	LPCB	CE
<b>Standard Orifice</b>											
09994 <sup>7</sup>	VK023	1/2"	15 mm	2.8	40.3	2-1/4"	57	B1Y			
<b>Approved Temperature Ratings</b> B - 135 °F (57 °C), 155 °F (68 °C), 175 °F (79 °C), 200 °F (93 °C), 286 °F (141 °C), and 360 °F (182 °C)				<b>Approved Finishes</b> 1 - Brass, Chrome, White Polyester <sup>5,6</sup> , Black Polyester <sup>5,6</sup> , and Black PTFE <sup>5</sup>				<b>Approved Escutcheons</b> Y - Standard surface-mounted escutcheon or the Viking Microfast® Model F-1 Adjustable Escutcheon or recessed with the Viking Micromatic® Model E-1, E-2, or E-3 Recessed Escutcheon			
<b>Footnotes</b>											
<sup>1</sup> Base part number is shown. For complete part number, refer to Viking's current price schedule. <sup>2</sup> Metric K-factor shown is for use when pressure is measured in bar. When pressure is measured in kPa, divide the metric K-factor shown by 10.0. <sup>3</sup> This table shows the listings and approvals available at the time of printing. Check with the manufacturer for any additional approvals. <sup>4</sup> Listed by Underwriters Laboratories Inc. for use in the U.S. and Canada. <sup>5</sup> cULus Listed as corrosion resistant. <sup>6</sup> Other colors are available on request with the same Listings and Approvals as the standard colors. <sup>7</sup> Sprinkler orifice is bushed.											

### DESIGN CRITERIA - UL

(Also refer to Approval Chart 1.)

#### cULus Listing Requirements:

The Viking MicromaticHP® Standard Response Pendent Sprinkler VK023 is cULus Listed as indicated in Approval Chart 1 for installation in accordance with the latest edition of NFPA 13 for standard spray sprinklers.

- Small orifice sprinklers are limited to Light Hazard where allowed by the installation standards being applied, with hydraulically calculated wet systems only.
- The sprinkler installation rules contained in NFPA 13 for standard spray pendent sprinklers must be followed.

**IMPORTANT: Always refer to Bulletin Form No. F\_091699 - Care and Handling of Sprinklers. Also refer to Bulletin Form No. F\_080614 for general care, installation, and maintenance information. Viking sprinklers are to be installed in accordance with the latest edition of Viking technical data, the appropriate standards of NFPA, LPCB, APSAD, VdS or other similar organizations, and also with the provisions of governmental codes, ordinances, and standards, whenever applicable.**



TECHNICAL DATA

MicromaticHP® STANDARD RESPONSE PENDENT HIGH PRESSURE SPRINKLER VK023 (K2.8)

The Viking Corporation, 210 N Industrial Park Drive, Hastings MI 49058  
 Telephone: 269-945-9501 Technical Services: 877-384-5464 Fax: 269-818-1680 Email: techsvcs@vikingcorp.com  
 Visit the Viking website for the latest edition of this technical data page.

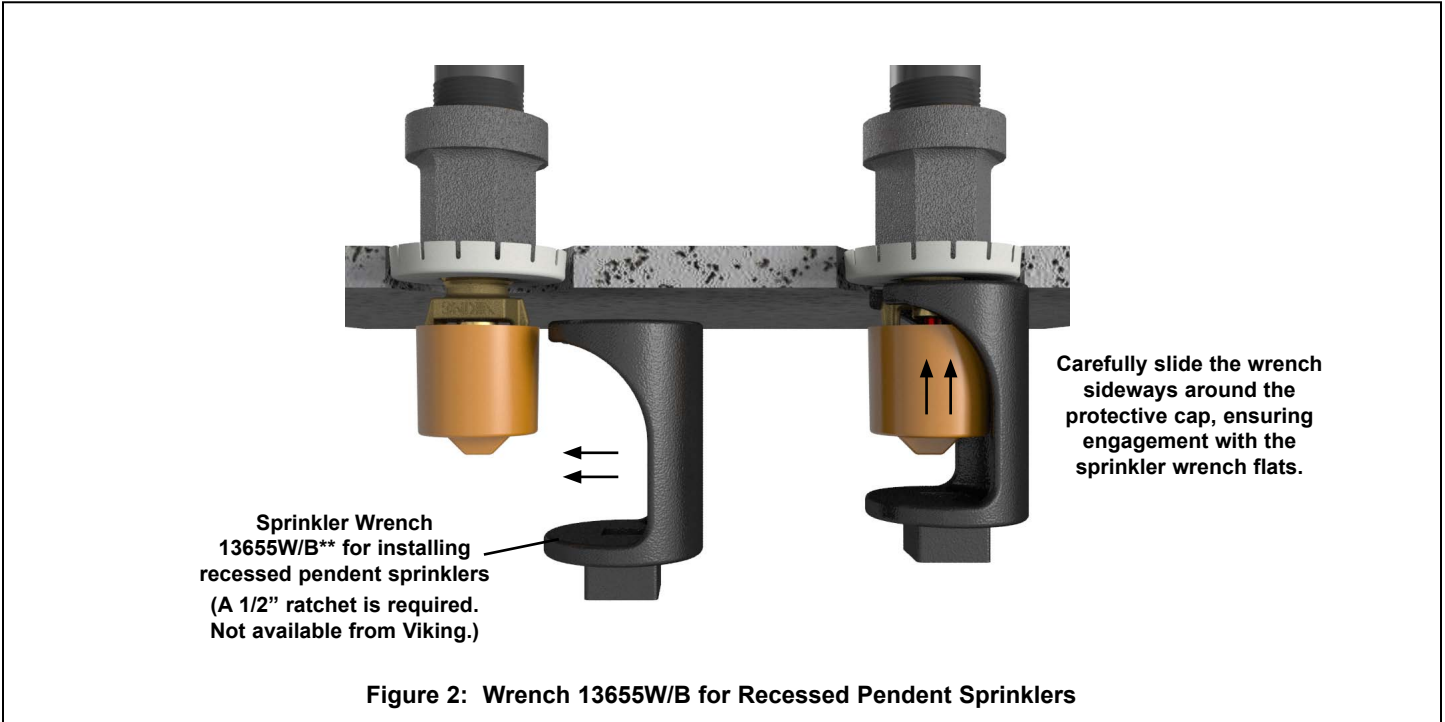


Figure 2: Wrench 13655W/B for Recessed Pendent Sprinklers

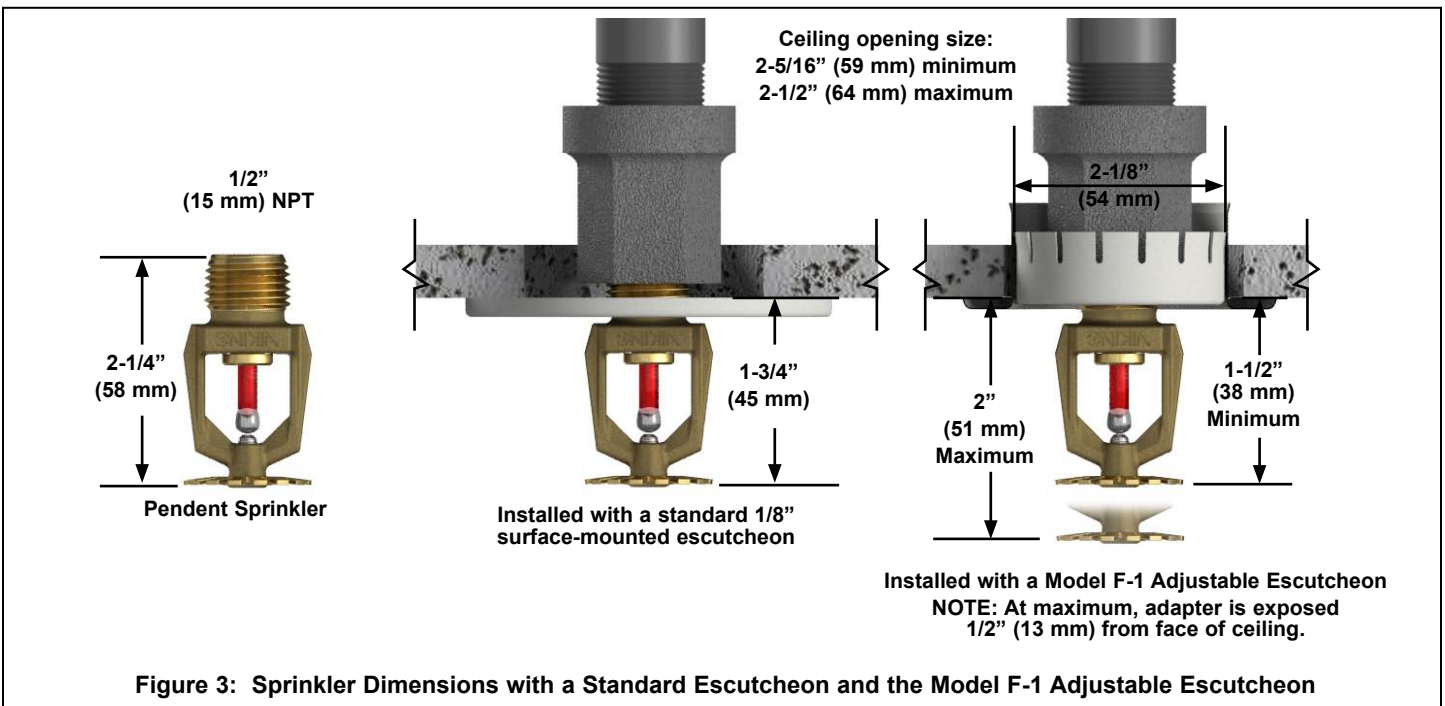


Figure 3: Sprinkler Dimensions with a Standard Escutcheon and the Model F-1 Adjustable Escutcheon



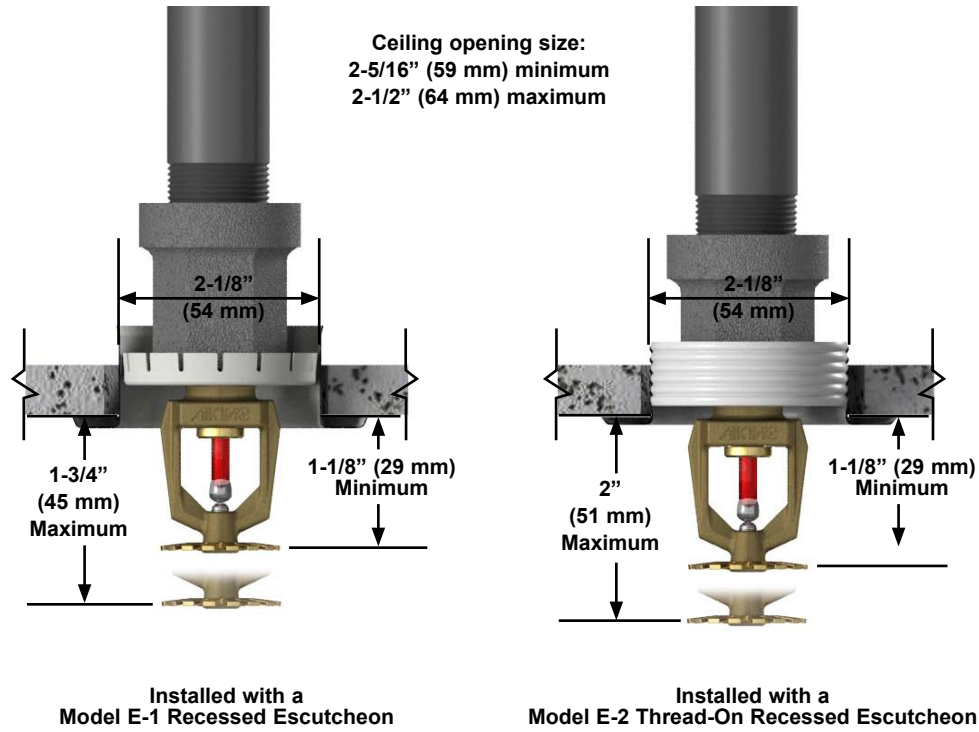
**TECHNICAL DATA**

**MicromaticHP® STANDARD  
RESPONSE PENDENT HIGH  
PRESSURE SPRINKLER  
VK023 (K2.8)**

The Viking Corporation, 210 N Industrial Park Drive, Hastings MI 49058

Telephone: 269-945-9501 Technical Services: 877-384-5464 Fax: 269-818-1680 Email: techsvcs@vikingcorp.com

Visit the Viking website for the latest edition of this technical data page.



**Figure 4: Sprinkler Dimensions with the Model E-1 and E-2 Recessed Escutcheons**