



TECHNICAL DATA

MIRAGE® STANDARD AND QR CONCEALED PENDENT SPRINKLER VK462 AND HP SPRINKLER VK463 (K5.6)

The Viking Corporation, 210 N Industrial Park Drive, Hastings MI 49058


Telephone: 269-945-9501 Technical Services: 877-384-5464 Fax: 269-818-1680 Email: techsvcs@vikingcorp.com

Visit the Viking website for the latest edition of this technical data page.

1. DESCRIPTION

Viking Mirage® Standard and Quick Response Concealed Pendent Sprinkler VK462 and HP Sprinkler VK463 are thermosensitive glass-bulb spray sprinklers designed for installation on concealed pipe systems where the appearance of a smooth ceiling is desired.

The sprinkler is pre-assembled with a threaded adapter for installation with a low-profile cover assembly that provides up to ½" (12.7 mm) of vertical adjustment. The two-piece design allows installation and testing of the sprinkler prior to installation of the cover plate. The "push-on", "thread-off" design of the concealed cover plate assembly allows easy installation of the cover plate after the system has been tested and the ceiling finish has been applied. The cover assembly can be removed and reinstalled, allowing temporary removal of ceiling panels without taking the sprinkler system out of service or removing the sprinkler. The Electroless Nickel PTFE (ENT) coating has been investigated for installation in corrosive atmospheres and is cULus Listed as corrosion resistant as indicated in the Approval Charts. The ENT finish is only available for the sprinkler assembly, the cover plate is not plated.



2. LISTINGS AND APPROVALS



cULus Listed: Category VNIV



FM Approval: Class 2015



NYC Approved: MEA 89-92-E, Volume 32

VdS Approved: Certificate G4080021



LPCB Approved: Ref. No. 096e/12



CE Certified: Standard EN 12259-1, EC-certificate of conformity 0832-CPD-2032



CCCF Approved: Approved by the China Certification Center for Fire Products (CCCF)

Refer to Approval Chart 1 Design Criteria for cULus Listing requirements, and refer to Approval Chart 2 and Design Criteria on page for FM Approval requirements that must be followed.

3. TECHNICAL DATA

Specifications:

Available since 2006.

Minimum Operating Pressure: 7 psi (0.5 bar)*

Maximum Working Pressure: Sprinkler VK463 is rated for use with water working pressures ranging from the minimum 7 psi (0.5 bar) up to 250 psi (17.2 bar) for high-pressure systems. High-pressure (HP) sprinklers can be identified by locating "250" stamped on the deflector. Sprinkler VK462 is rated to a maximum 175 psi (12 bar) wwp.

Factory tested hydrostatically to 500 psi (34.5 bar)

Thread size: 1/2" (15 mm) NPT

Nominal K-Factor: 5.6 U.S. (80.6 metric†)

Glass-bulb fluid temperature rated to -65°F (-55°C)

Patents Pending

*cULus Listing, FM Approval, and NFPA 13 installs require a minimum of 7 psi (0.5 bar). The minimum operating pressure for LPCB and CE Approvals ONLY is 5 psi (0.35 bar).

†Metric K-factor measurement shown is when pressure is measured in Bar. When pressure is measured in kPa, divide the metric K-factor shown by 10.0.

Material Standards:

Sprinkler Body: Brass UNS-C84400

Deflector: Copper UNS-C19500 for Sprinkler VK462

Phosphor Bronze UNS-C51000 for Sprinkler VK463

Deflector Pins: Stainless Steel Alloy

Bulb: Glass, nominal 3 mm diameter

Pip Cap and Insert Assembly: Copper UNS-C11000 and Stainless Steel UNS-S30400

Button: Brass UNS-C36000

Screws: 18-8 Stainless Steel

Belleville Spring Sealing Assembly: Nickel Alloy, coated on both sides with Teflon Tape

Yoke: Phosphor Bronze UNS-C51000

Cover Adapter: Cold Rolled Steel UNS-G10080, Finish: Clear Chromate over Zinc Plating



TECHNICAL DATA

MIRAGE® STANDARD AND QR CONCEALED PENDENT SPRINKLER VK462 AND HP SPRINKLER VK463 (K5.6)

The Viking Corporation, 210 N Industrial Park Drive, Hastings MI 49058

Telephone: 269-945-9501 Technical Services: 877-384-5464 Fax: 269-818-1680 Email: techsvcs@vikingcorp.com

Visit the Viking website for the latest edition of this technical data page.

Cover Assembly Materials:

Cover: Copper UNS-C11000

Base: Brass UNS-C26000 or UNS-C26800

Springs: Nickel Alloy

Solder: Eutectic

Ordering Information: (Also refer to the current Viking price list.)

Viking Mirage® Standard and Quick Response Concealed Pendent Sprinklers and Cover Plate Assemblies must be ordered separately.

Sprinkler: Base Part No. VK462 - 13503A for Brass finish and 13503JN for ENT finish. VK463 - HP Base Part No. 13667A

Specify sprinkler temperature rating by adding the appropriate suffix for the temperature rating to the base part number:

Temperature Suffix: 155 °F (68 °C) = B, 175 °F (79 °C) = D, 200 °F (93 °C) = E

For example, sprinkler VK463 with a 155 °F (68 °C) temperature rating = 13667AB.

Cover Plate Assembly: Base Part No. 13504 (2-3/4" diameter), Base Part No. 13642 (3-5/16" diameter), or Base Part No. 15394 (square cover plate, 3-5/16" diameter)

Specify finish and temperature rating of the cover plate assembly by adding the appropriate suffixes for the finish and the cover temperature rating to the base part number:

Finish Suffix: Polished Chrome = F, Brushed Chrome = F-/B, Bright Brass = B, Antique Brass = B-/A, Brushed Brass = B-/B, Brushed Copper = E-/B, Painted White = M-/W, Painted Ivory = M-/I, Painted Black = M-/B

Temperature Suffix: 135 °F (57 °C) UL (139 °F (59 °C) FM and LPCB) = A, 165 °F (74 °C) = C

For example, cover 13504 with a Polished Chrome finish and a 165 °F (74 °C) temperature rating = 13504FC.

Note: Square cover plate 15394 cULus Listing is for the 135 °F (57 °C) temperature rated cover plate only. Refer to the Approval Chart.

Available Finishes And Temperature Ratings: Refer to Table 1.

Accessories: (Also refer to the Viking website.)

Sprinkler Wrenches**:

A. Heavy Duty Wrench Part No. 14047W/B (available since 2006), or

B. Head Cabinet Wrench Part No. 14031*** (available since 2006)

C. Optional Concealed Cover Plate Installer Tool Part No. 14412 for cover 13504, or Part No. 14867 for the large diameter cover (available since 2007)

Requires a 1/2" ratchet (not available from Viking). *Optional for removal of the protective cap. Ideal for sprinkler cabinets.

Sprinkler Cabinet: Part No. 01731A (available since 1971)

4. INSTALLATION

Refer to appropriate NFPA Installation Standards.

5. OPERATION

During fire conditions, when the temperature around the sprinkler approaches its operating temperature, the cover plate detaches. Continued heating of the exposed sprinkler causes the heat-sensitive liquid in the glass bulb to expand and the bulb to shatter, releasing the yoke, pip-cap and sealing spring assembly. Water flowing through the sprinkler orifice strikes the sprinkler deflector, forming a uniform spray pattern to extinguish or control the fire.

6. INSPECTIONS, TESTS AND MAINTENANCE

Refer to NFPA 25 for Inspection, Testing and Maintenance requirements.

7. AVAILABILITY

Viking Sprinklers VK462 and VK463 are available through a network of domestic and international distributors. See The Viking Corporation web site for the closest distributor or contact The Viking Corporation.

8. GUARANTEE

For details of warranty, refer to Viking's current list price schedule or contact Viking directly.

	<h2 style="margin:0;">TECHNICAL DATA</h2>	<h3 style="margin:0;">MIRAGE® STANDARD AND QR CONCEALED PENDENT SPRINKLER VK462 AND HP SPRINKLER VK463 (K5.6)</h3>
---	---	--

The Viking Corporation, 210 N Industrial Park Drive, Hastings MI 49058
Telephone: 269-945-9501 Technical Services: 877-384-5464 Fax: 269-818-1680 Email: techsvcs@vikingcorp.com
Visit the Viking website for the latest edition of this technical data page.

TABLE 1: AVAILABLE SPRINKLER TEMPERATURE RATINGS AND FINISHES

Sprinkler Temperature Classification	Sprinkler Nominal Temperature Rating ¹	Maximum Ambient Ceiling Temperature ²	Temperature Rating of Cover Assembly (Required)	Bulb Color
Ordinary	155 °F (68 °C)	100 °F (38 °C)	135 °F (57 °C) cULus 139 °F (59 °C) FM and LPCB	Red
Intermediate	175 °F (79 °C)	150 °F (65 °C)	165 °F (74 °C)	Yellow
Intermediate	200 °F (93 °C)	150 °F (65 °C)	165 °F (74 °C)	Green

Cover Plate Finishes: Polished Chrome, Brushed Chrome, Bright Brass, Antique Brass, Brushed Brass, Brushed Copper, Painted White, Painted Ivory, or Painted Black

Sprinkler Finishes: Brass and ENT

Corrosion Resistant Coatings³: ENT

Footnotes

- ¹ The sprinkler temperature rating is stamped on the sprinkler deflector.
- ² Based on NFPA-13. Other limits may apply, depending on fire loading, sprinkler location, and other requirements of the Authority Having Jurisdiction. Refer to specific installation standards.
- ³ The corrosion resistant coatings have passed the standard corrosion test required by the approving agencies indicated in the Approval Charts. These tests cannot and do not represent all possible corrosive environments. Prior to installation, verify through the end-user that the coatings are compatible with or suitable for the proposed environment. For automatic sprinklers, the ENT coating is applied to all exposed exterior surfaces, including the waterway, but the Belleville spring is exposed.

Approval Chart 1 (UL)									
Mirage® Concealed Pendent Sprinklers VK462 and VK463									
									

Sprinkler Base Part No. ¹	SIN	Thread Size		Nominal K-Factor		Maximum Water Working Pressure	Listings and Approvals ⁴ (Refer also to Design Criteria)					
		Inch	mm	U.S.	metric ²		cULus ⁵	NYC	VdS ⁷	LPCB	CE	CCC ⁸
Standard Response Applications												
13503A	VK462	1/2"	--	5.6	80.6	175 psi (12 bar)	--	--	AY1, CZ1	AY1, BZ1	AY1, CZ1 ⁸	--
19785A	VK462	1/2"	--	5.6	80.6	175 psi (12 bar)	--	--	--	--	--	AY2, CZ2
21356A	VK462	--	15	5.6	80.6	175 psi (12 bar)	--	--	--	--	--	AY2, CZ2
Quick Response Applications												
13503A	VK462	1/2"	15	5.6	80.6	175 psi (12 bar)	AV1, BX1	AV1, BW1 ⁶	--	--	--	--
13503JN ¹¹	VK462	1/2"	15	5.6	80.6	175 psi (12 bar)	AV1, BX1	AV1, BW1 ⁶	--	--	--	--
13667A	VK463	1/2"	15	5.6	80.6	250 psi (17.2 bar) ³	AV1, BX1	AV1, BW1 ⁶	--	--	--	--

<p>Sprinkler Temperature Ratings</p> <p>A - 155 °F (68 °C)</p> <p>B - 175 °F (79 °C) and 200 °F (93 °C)</p> <p>C - 200 °F (93 °C)</p>	<p style="text-align: center;">Cover Plate Assembly Temperature Ratings⁹</p> <p>V - 135 °F (57 °C) cULus Listed cover 13504¹, 13642¹ (large diameter), or 15394¹ (square cover plate)</p> <p>W - 165 °F (74 °C) cover 13504¹ or 13642¹ (large diameter)</p> <p>X - 165 °F (74 °C) cover 13504¹, or 13642¹ (large diameter)</p> <p>Y - 135 °F (57 °C) cover 13504¹ <i>LPCB Approved as 139 °F (59 °C)</i></p> <p>Z - 165 °F (74 °C) cover 13504¹</p>	<p style="text-align: center;">Cover Plate Assembly Finishes¹⁰</p> <p>1 - Polished Chrome, Brushed Chrome, Bright Brass, Antique Brass, Brushed Brass, Brushed Copper, Painted White, Painted Ivory, or Painted Black</p> <p>2 - Brass</p>
--	--	--

Footnotes

- ¹ Part number shown is the base part number. For complete part number, refer to current Viking price list schedule.
- ² Metric K-factor measurement shown is when pressure is measured in Bar. When pressure is measured in kPa, divide the metric K-factor shown by 10.0.
- ³ The Water Working Pressure rating is stamped on the deflector.
- ⁴ This chart shows the listings and approvals available at the time of printing. Other approvals may be in process. Check with the manufacturer for any additional approvals.
- ⁵ Listed by Underwriter's Laboratories for use in the U.S. and Canada.
- ⁶ Accepted for use, City of New York Department of Buildings, MEA Number 89-92-E, Vol. 32.
- ⁷ VdS Approved, standards VdS 2344:2005-12, VdS 2100-25:2008-01, and EN 12259-1:1999 + A1:2001 + A2:2004 + A3:2006, Certificate G4080021.
- ⁸ CE Certified, Standard EN 12259-1, EC-certificate of conformity 0832-CPD-2032.
- ⁹ The 135/139 °F cover has an orange label. The 165 °F (74 °C) cover has a white label.
- ¹⁰ Painted finish consists of Polyester Baked Enamel. Other paint colors are available on request with the same listings as the standard paint colors. Listings and approvals apply for any paint manufacturer. Contact Viking for additional information.
- ¹¹ cULus Listed as corrosion resistant.

NOTE: Custom colors are indicated on a label inside the cover assembly. Refer to Figure 1.

	<h2 style="margin: 0;">TECHNICAL DATA</h2>	<h3 style="margin: 0;">MIRAGE® STANDARD AND QR CONCEALED PENDENT SPRINKLER VK462 AND HP SPRINKLER VK463 (K5.6)</h3>
---	--	---

The Viking Corporation, 210 N Industrial Park Drive, Hastings MI 49058
Telephone: 269-945-9501 Technical Services: 877-384-5464 Fax: 269-818-1680 Email: techsvcs@vikingcorp.com
Visit the Viking website for the latest edition of this technical data page.

DESIGN CRITERIA - UL
(Also refer to Approval Chart 1)

cULus Listing Requirements:
 Mirage® Concealed Pendent Sprinklers VK462 and VK463 are cULus Listed as quick response for installation in accordance with the latest edition of NFPA 13 for standard coverage pendent spray sprinklers as indicated below.

- For hazard occupancies up to and including Ordinary Hazard, Group II.
- Protection areas and maximum spacing shall be in accordance with the tables provided in NFPA 13. Maximum spacing allowed is 15 ft. (4.6 m).
- Minimum spacing allowed is 6 ft. (1.8 m) unless baffles are installed in accordance with NFPA 13.
- Minimum distance from walls is 4 in. (102 mm).
- Maximum distance from walls shall be no more than one-half of the allowable distance between sprinklers. The distance shall be measured perpendicular to the wall.
- The sprinkler obstruction rules contained in NFPA 13 for standard coverage pendent spray sprinklers must be followed.

NOTE: Concealed sprinklers must be installed in neutral or negative pressure plenums only.

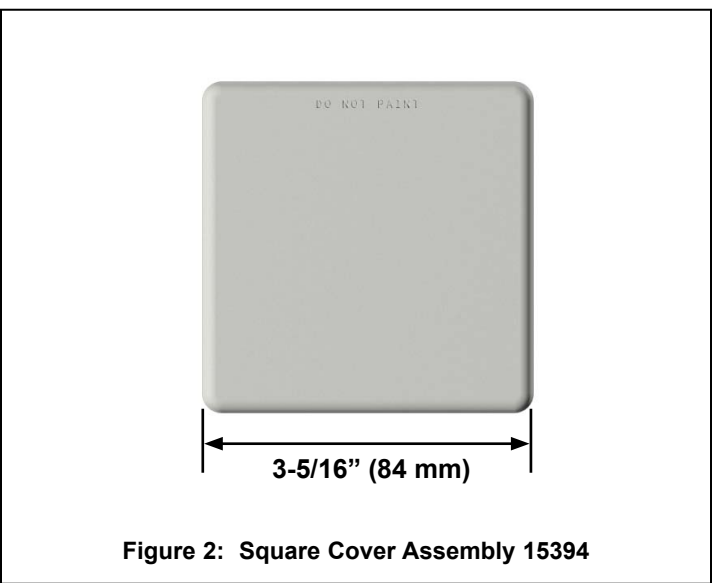
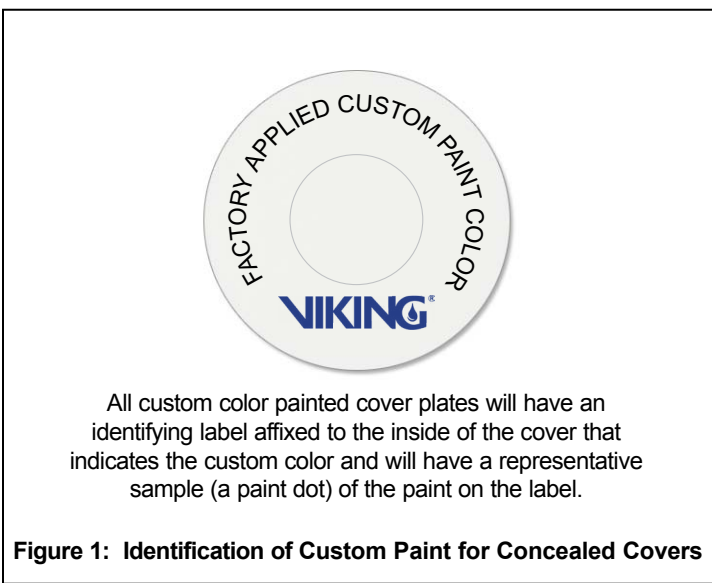
VdS Approval Requirements:

- a) The sprinkler can be installed in a concrete ceiling (massive ceiling) or in a false ceiling made of light materials.
- b) This sprinkler is deflector fixed type and can be only activated by heat. The housing is not tight.
- c) Follow installation guidelines of current standards, CEA4001VdS and EN12845. These sprinklers can only be installed in LH and OH occupancies, except in OH4.

NOTES: Due to the design the sprinkler type 'Domed-CCP' shall not be installed in false ceilings in which the false ceiling space is protected by a water extinguishing system.
 Due to the design the sprinkler type 'Domed-CCP' shall not be installed in false ceilings in which during a fire the pressure above the false ceiling may be assumed to be higher than the pressure below the false ceiling.
 The criterion for the dropping of the cover relevant for this approval is heat.

- Steps of installation:
1. Prepare the sprinkler key.
 2. Remove the plastic cover.
 3. Hold the sprinkler with the wrench and fasten it.
 4. Replace the plastic cover and do not remove until the cover is installed.

IMPORTANT: Always refer to Bulletin Form No. F_091699 - Care and Handling of Sprinklers. Also refer to Bulletin Form No. F_080614 for general care, installation, and maintenance information. Viking sprinklers are to be installed in accordance with the latest edition of Viking technical data, the appropriate standards of NFPA, LPCB, APSAD, VdS or other similar organizations, and also with the provisions of governmental codes, ordinances, and standards, whenever applicable.





TECHNICAL DATA

MIRAGE® STANDARD AND QR CONCEALED PENDENT SPRINKLER VK462 AND HP SPRINKLER VK463 (K5.6)

The Viking Corporation, 210 N Industrial Park Drive, Hastings MI 49058
 Telephone: 269-945-9501 Technical Services: 877-384-5464 Fax: 269-818-1680 Email: techsvcs@vikingcorp.com
 Visit the Viking website for the latest edition of this technical data page.

Approval Chart 2 (FM)							Sprinkler Temperature Rating Cover Plate Temperature Rating AW1 ← Cover Plate Finish KEY
Mirage® Standard Response Concealed Pendent Sprinkler VK462							
Sprinkler Base Part No. ¹	SIN	NPT Thread Size		Nominal K-Factor		Maximum Water Working Pressure	FM Approvals ³ (Refer also to Design Criteria below.)
		Inch	mm	U.S.	metric ²		
13503A	VK462	1/2"	15	5.6	80.6	175 psi (12 bar)	AW1, BX1
Sprinkler Temperature Ratings A - 155 °F (68 °C) B - 175 °F (79 °C) and 200 °F (93 °C)		Cover Plate Assembly Temperature Ratings⁴ W - 139 °F (59 °C) cover 13504 ¹ , 13642 ¹ (large diameter), or 15394 ¹ (square cover plate) X - 165 °F (74 °C) cover 13504 ¹ , 13642 ¹ (large diameter), or 15394 ¹ (square cover plate)				Cover Plate Assembly Finishes⁵ 1 - Polished Chrome, Brushed Chrome, Bright Brass, Antique Brass, Brushed Brass, Brushed Copper, Painted White, Painted Ivory, or Painted Black	
Footnotes							
¹ Part number shown is the base part number. For complete part number, refer to current Viking price list schedule. ² Metric K-factor measurement shown is when pressure is measured in Bar. When pressure is measured in kPa, divide the metric K-factor shown by 10.0. ³ This chart shows the FM Approvals available at the time of printing. Other approvals may be in process. Check with the manufacturer for any additional approvals. ⁴ The 139 °F (59 °C) cover has an orange label. The 165 °F (74 °C) cover has a white label. ⁵ Painted finish consists of Polyester Baked Enamel. Other paint colors are available on request with the same listings as the standard paint colors. Listings and approvals apply for any paint manufacturer. Contact Viking for additional information.							
NOTE: Custom colors are indicated on a label inside the cover assembly. Refer to Figure 1.							

DESIGN CRITERIA - FM

(Also refer to Approval Chart 2 above.)

FM Approval Requirements:

Viking Concealed Pendent Sprinkler VK462 is FM Approved as a standard response **Non-Storage** concealed pendent sprinkler as indicated in the FM Approval Guide. For specific application and installation requirements, reference the latest applicable FM Loss Prevention Data Sheets (including Data Sheet 2-0). FM Global Loss Prevention Data Sheets contain guidelines relating to, but not limited to: minimum water supply requirements, hydraulic design, ceiling slope and obstructions, minimum and maximum allowable spacing, and deflector distance below the ceiling.

NOTE: The FM installation guidelines may differ from cULus and/or NFPA criteria.

IMPORTANT: Always refer to Bulletin Form No. F_091699 - Care and Handling of Sprinklers. Also refer to page SR1-3 for general care, installation, and maintenance information. Viking sprinklers are to be installed in accordance with the latest edition of Viking technical data, the appropriate standards of NFPA, FM Global, LPCB, APSAD, VdS or other similar organizations, and also with the provisions of governmental codes, ordinances, and standards, whenever applicable.



TECHNICAL DATA

MIRAGE® STANDARD AND QR CONCEALED PENDENT SPRINKLER VK462 AND HP SPRINKLER VK463 (K5.6)

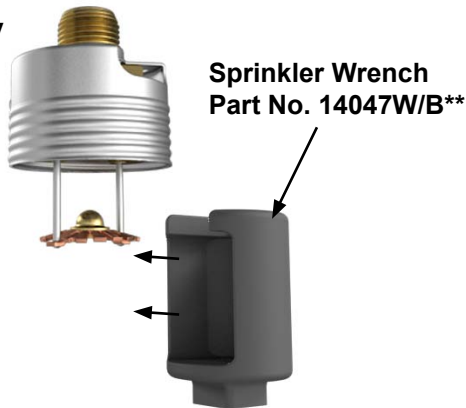
The Viking Corporation, 210 N Industrial Park Drive, Hastings MI 49058

Telephone: 269-945-9501 Technical Services: 877-384-5464 Fax: 269-818-1680 Email: techsvcs@vikingcorp.com

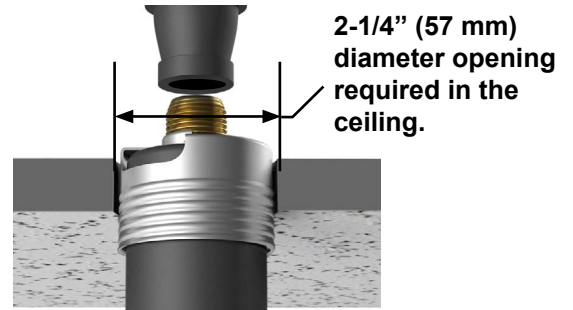
Visit the Viking website for the latest edition of this technical data page.

Sprinkler and Adapter Assembly

- Protective cap removed
- Use wrench 14047W/B**



Step 1:
Carefully slide the wrench sideways around the deflector and pins



Step 2:
Carefully press the wrench upward and turn slightly to ensure engagement with the sprinkler wrench flats.

NEVER install the sprinkler by applying the installation wrench across the frame arms. **DO NOT** overtighten. Use only the designated sprinkler wrenches, Viking Part Numbers 14047W/B** or 14031**. A leak tight seal should be achieved by turning the sprinkler clockwise 1 to 1-1/2 turns beyond finger tight.

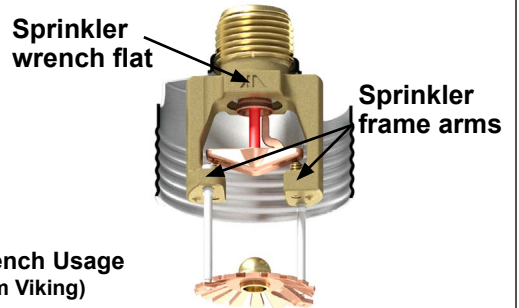
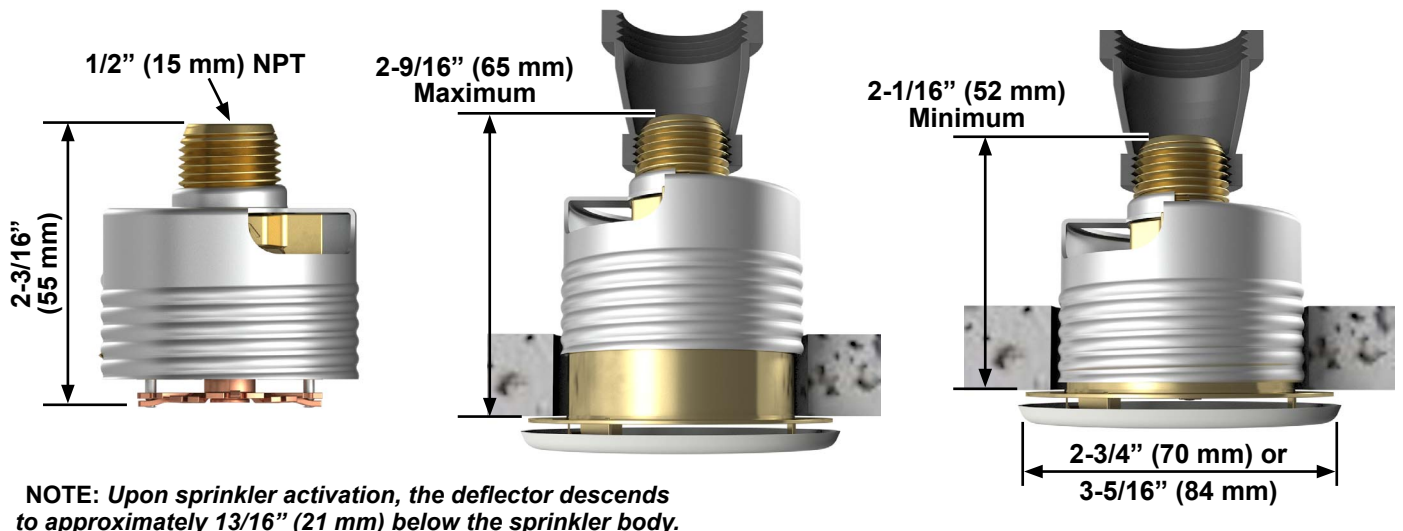


Figure 3: Sprinkler Installation and Proper Wrench Usage
** A 1/2" ratchet is required (Not available from Viking)



NOTE: Upon sprinkler activation, the deflector descends to approximately 13/16" (21 mm) below the sprinkler body.

Figure 4: Sprinkler Dimensions and Cover Installation