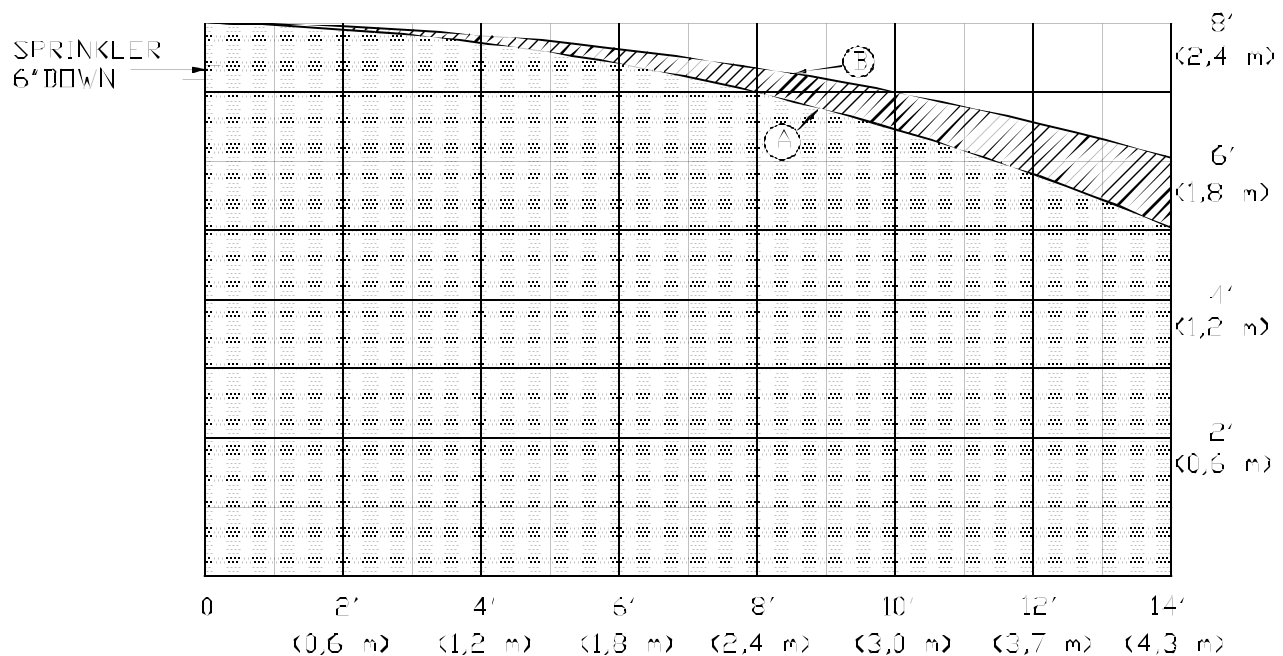


VIKING[®]	TECHNICAL DATA	CONCEALED SIDEWALL SPRINKLER NOMINAL SPRAY PATTERN
---------------------------	-----------------------	---



Typical side view of one half of the spray pattern produced by a
Concealed Sidewall Sprinkler - Part Number 11262AC

Pattern	PSI	GPM	kPa	BAR	L/Min
A	7	15	(48)	(0,48)	(56,7)
B	30	30	(207)	(2,07)	(113,5)

Numbers shown in brackets () denotes approximate metric dimensions, flow rates or pressures

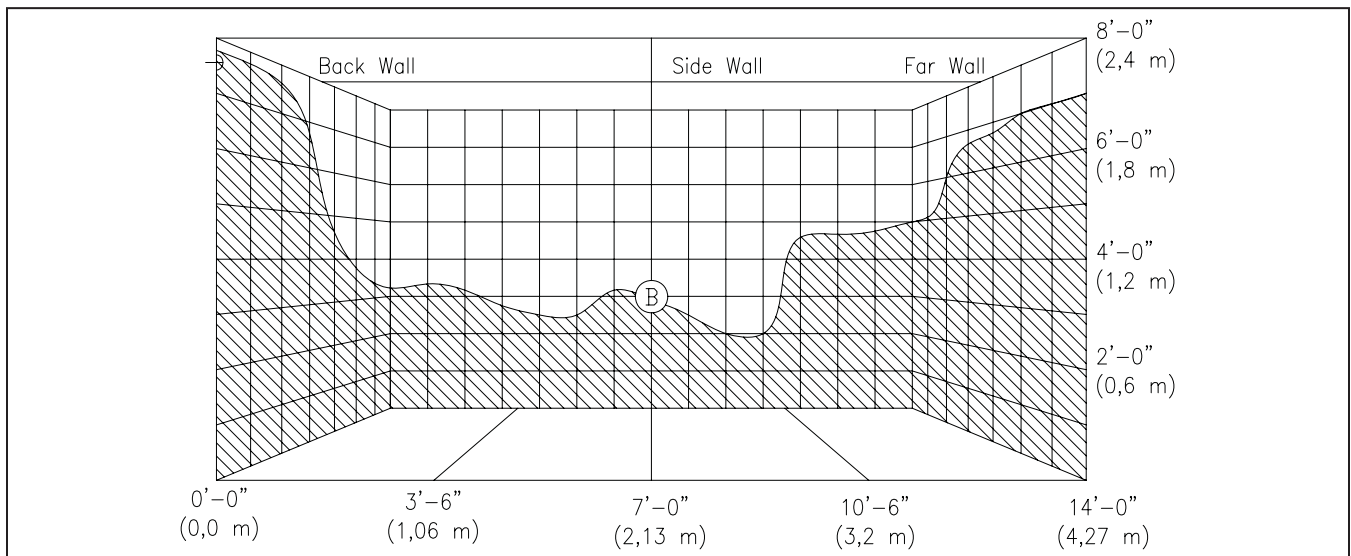
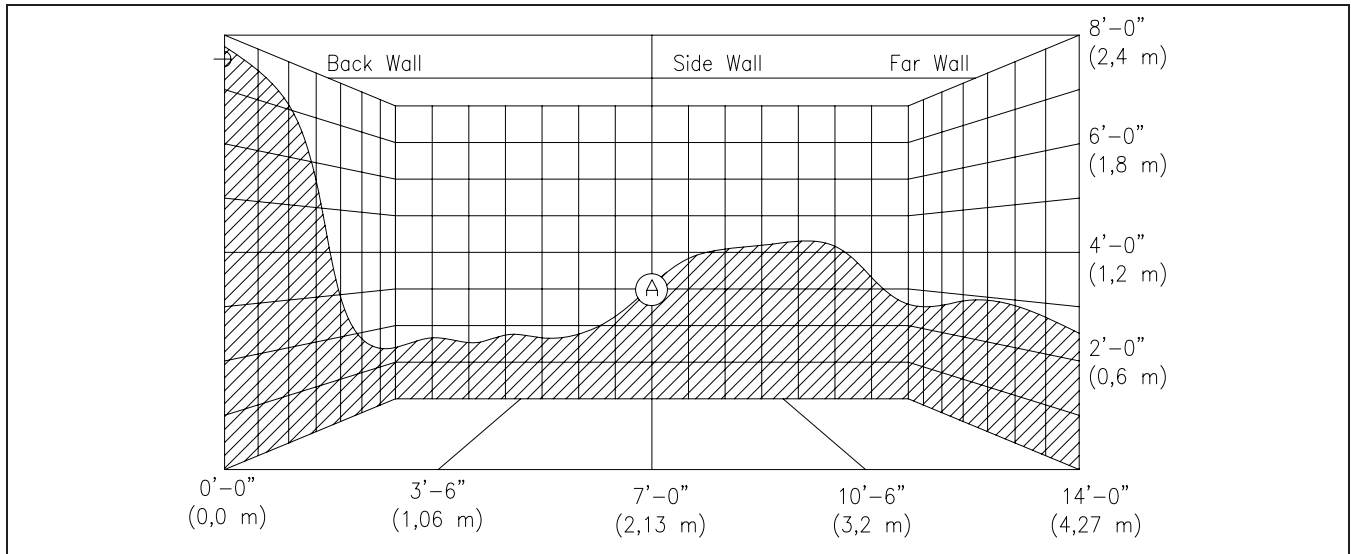
Caution

The above typical spray patterns have been generated with a sprinkler properly installed below a smooth, level, unvented ceiling. Minor water spray may exceed the pattern shown. Any deviation to the piping arrangement, deflector distance below the ceiling, water pressure, obstructions on the ceiling, ventilation, etc., may affect the spray pattern. Sprinklers are designed and approved to meet specific spray patterns and other criteria established by the testing agencies. The testing criteria and method has been established to meet specific installation rules. Deviation from recognized installation rules must be approved by the Authority Having Jurisdiction. Only full scale fire testing can establish if reasonable fire protection is being provided when recognized installation rules are not followed.



TECHNICAL DATA

**QUICK RESPONSE
CONCEALED HSW
SPRINKLER SIN VK408
(5.6 K-FACTOR)**



Typical profile of one half of the 14' x 14' (4,3 m x 4,3 m) spray pattern produced by a Viking ½" (15 mm) Quick Response Concealed Horizontal Sidewall Sprinkler SIN VK408 installed with the deflector located 4" below the ceiling. Nominal U.S. K-Factor = 5.6 (8,1 metric).

Pattern	PSI	GPM	KPa	BAR	Liters/Min.
A	7.2	15	(49,5)	(0,50)	(56,8)
B	28.7	30	(197,9)	(1,98)	(113,6)

Units of measure in parentheses may be approximations.

CAUTION

The above typical spray patterns have been generated with a sprinkler properly installed below a smooth, level, unvented ceiling. Minor water spray may exceed the pattern shown. Any deviation to the piping arrangement, deflector distance below the ceiling, water pressure, obstructions on the ceiling, ventilation, etc., may affect the spray pattern. Sprinklers are designed and approved to meet specific spray patterns and other criteria established by the testing agencies. The testing criteria and method has been established to meet specific installation rules. Deviation from recognized installation rules must be approved by the Authority Having Jurisdiction. Only full scale fire testing can establish if reasonable fire protection is being provided when recognized installation rules are not followed.