



TECHNICAL DATA

MicrofastHP® EC/QREC FUSIBLE ELEMENT HSW HIGH PRESSURE SPRINKLER VK613 (K5.6)


The Viking Corporation, 210 N Industrial Park Drive, Hastings MI 49058

Telephone: 269-945-9501 Technical Services: 877-384-5464 Fax: 269-818-1680 Email: techsvcs@vikingcorp.com

Visit the Viking website for the latest edition of this technical data page www.vikinggroupinc.com.

1. DESCRIPTION

The Viking MicrofastHP® EC/QREC Fusible Element Horizontal Sidewall Sprinkler VK613 is a small thermosensitive solder link spray sprinkler available with various finishes and temperature ratings to meet design requirements. The VK613 has both standard response and quick response listings. The fusible operating element and special deflector characteristics meet the challenges of quick response extended coverage standards. The special Polyester and Electroless Nickel PTFE (ENT) coatings can be used in decorative applications where colors are desired. In addition, the Electroless Nickel PTFE (ENT) coating has been investigated for installation in corrosive environments and is listed/approved as indicated in the Approval Chart(s).



2. LISTINGS AND APPROVALS



cULus Listed: Category VNIV

Refer to Approval Chart 1 and Design Criteria for cULus Listing requirements that must be followed.



WARNING: Cancer and Reproductive Harm-
www.P65Warnings.ca.gov

3. TECHNICAL DATA

Specifications:

Minimum Operating Pressure: 7 psi (0.5 bar)
Maximum Working Pressure: 250 psi (17 bar).
Factory-tested hydrostatically to 500 psi (34.5 bar)
Thread Size: 1/2" (15 mm) NPT
Nominal K-Factor: 5.6 U.S. (80.6 metric*)

*Metric K-factor measurement shown is when pressure is measured in Bar. When pressure is measured in kPa, divide the metric K-factor shown by 10.0.

Overall Length: 2-11/16" (68 mm)

Material Standards:

Frame Casting: Brass UNS-C84400
Deflector: Phosphor Bronze UNS-C51000
Fusible Element Assembly: Nickel Alloy
Trigger and Support: Stainless Steel UNS-S31600
Belleville Spring Sealing Assembly: Nickel Alloy, coated on both sides with PTFE Tape
Seat and Insert Assembly: Copper UNS-C11000 and Stainless Steel UNS-S30400
Screw: Brass UNS-C36000

For ENT-coated sprinklers: Belleville Spring-Exposed, Screw and Pip Cap-ENT Coated

For Polyester-coated sprinklers: Belleville Spring-Exposed

Ordering Information: (Also refer to the current Viking price list.)

Order Quick Response Horizontal Sidewall Fusible Element Sprinkler VK613 by first adding the appropriate suffix for the sprinkler finish and then the appropriate suffix for the temperature rating to the sprinkler base part number.

Finish Suffix: Brass = A, Chrome = F, White Polyester = M-/W, Black Polyester = M-/B, and ENT = JN

Temperature Suffix: 165 °F / 74 °C = C and 205 °F / 96 °C = E

For example, sprinkler VK613 with a Brass finish and a 165 °F / 74 °C temperature rating = Part No. 13973AC

Available Finishes And Temperature Ratings: Refer to Table 1.

Accessories: (Also refer to the Viking website.)

Sprinkler Wrenches:

- A. Standard Wrench: Part No. 21475M/B (available since 2017).
- B. Wrench for recessed sprinklers with protective shields: Part No. 13655W/B** (available since 2003)

**A 1/2" ratchet is required (not available from Viking).

Sprinkler Cabinets:

- A. Six-head capacity: Part No. 01724A (available since 1971)
- B. Twelve-head capacity: Part No. 01725A (available since 1971)

4. INSTALLATION



TECHNICAL DATA

**MicrofastHP® EC/QREC
FUSIBLE ELEMENT HSW
HIGH PRESSURE
SPRINKLER VK613 (K5.6)**

The Viking Corporation, 210 N Industrial Park Drive, Hastings MI 49058

Telephone: 269-945-9501 Technical Services: 877-384-5464 Fax: 269-818-1680 Email: techsvcs@vikingcorp.com

Visit the Viking website for the latest edition of this technical data page www.vikinggroupinc.com.

Refer to appropriate NFPA Installation Standards.

5. OPERATION

During fire conditions, the heat-sensitive fusible element assembly disengages, releasing the seat and spring assemblies to open the waterway. Water flowing through the sprinkler orifice strikes the sprinkler deflector, forming a uniform spray pattern to extinguish or control the fire.

6. INSPECTIONS, TESTS AND MAINTENANCE

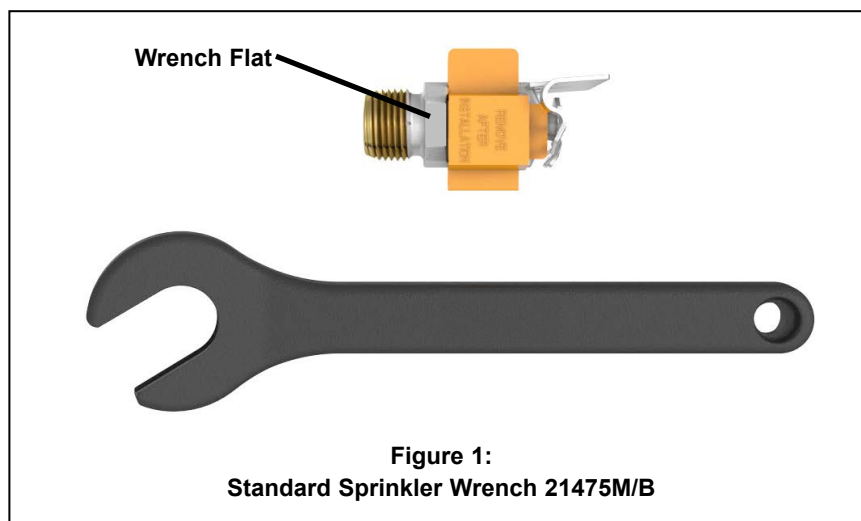
Refer to NFPA 25 for Inspection, Testing and Maintenance requirements.

7. AVAILABILITY

Viking Quick Response Horizontal Sidewall Sprinklers are available through a network of domestic and international distributors. See The Viking Corporation web site for the closest distributor or contact The Viking Corporation.

8. GUARANTEE

For details of warranty, refer to Viking's current list price schedule or contact Viking directly.





TECHNICAL DATA

**MicrofastHP® EC/QREC
FUSIBLE ELEMENT HSW
HIGH PRESSURE
SPRINKLER VK613 (K5.6)**

The Viking Corporation, 210 N Industrial Park Drive, Hastings MI 49058
 Telephone: 269-945-9501 Technical Services: 877-384-5464 Fax: 269-818-1680 Email: techsvcs@vikingcorp.com
 Visit the Viking website for the latest edition of this technical data page www.vikinggroupinc.com.

TABLE 1: AVAILABLE SPRINKLER TEMPERATURE RATINGS AND FINISHES

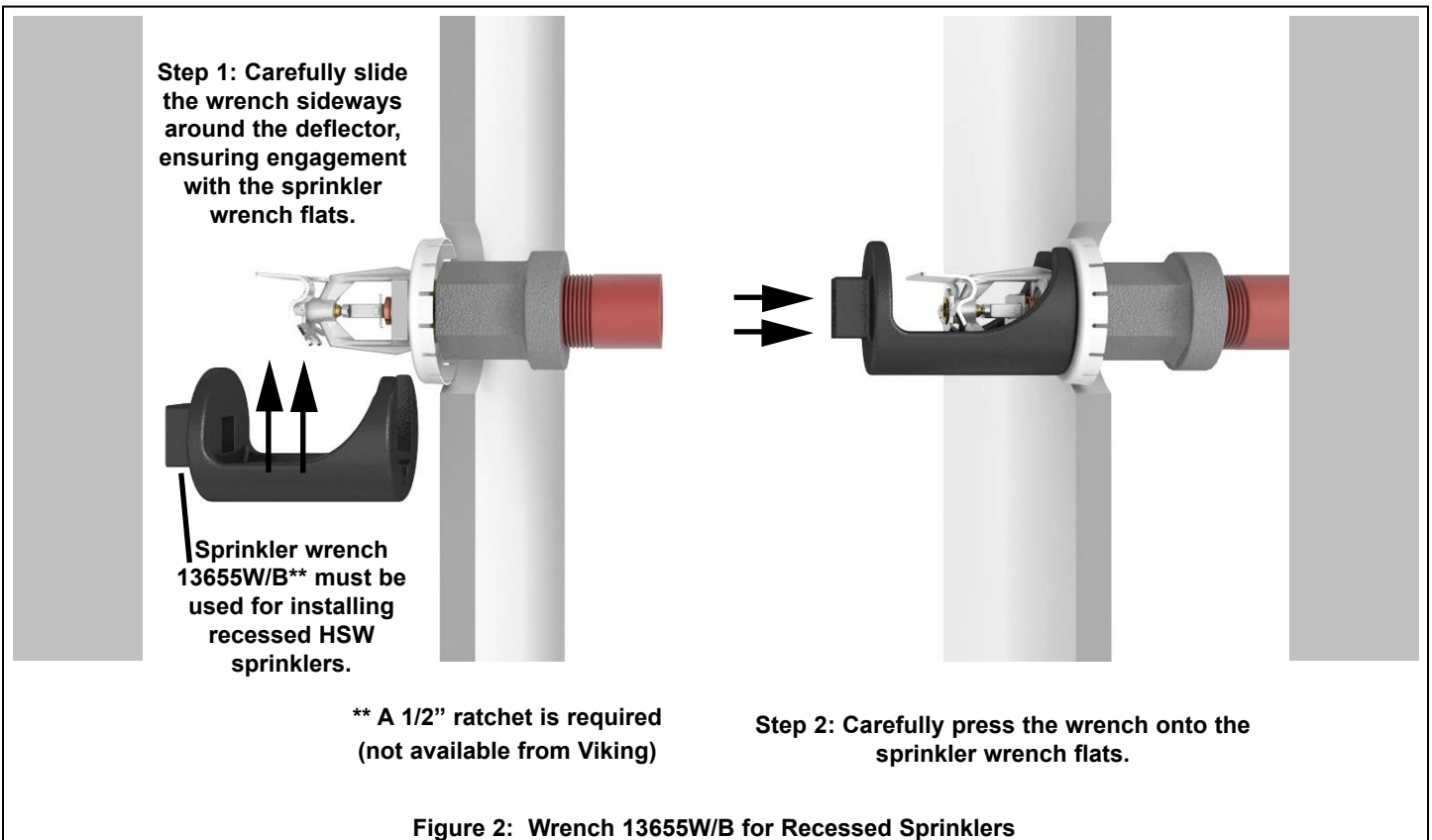
Sprinkler Temperature Classification	Sprinkler Nominal Temperature Rating ¹	Maximum Ambient Ceiling Temperature ²	Frame Paint Color
Ordinary	165 °F (74 °C)	100 °F (38 °C)	None
Intermediate	205 °F (96 °C)	150 °F (65 °C)	White

Sprinkler Finishes: Brass, Chrome, White Polyester³, Black Polyester³, and ENT^{4,5}

Corrosion Resistant Sprinkler Coatings: ENT^{4,5}

Footnotes

- ¹ Decorative sprinklers may not be color coded. The temperature rating is stamped on the deflector.
- ² Based on NFPA-13. Other limits may apply, depending on fire loading, sprinkler location, and other requirements of the Authority Having Jurisdiction. Refer to specific installation standards.
- ³ For automatic sprinklers, the ENT coating is applied to the exposed exterior surfaces including the waterway.
- ⁴ The corrosion-resistant coatings have passed the standard corrosion test required by the approving agencies indicated in the Approval Chart. These tests cannot and do not represent all possible corrosive environments. Prior to installation, verify through the end-user that the coatings are compatible with or suitable for the proposed environment. For ENT sprinklers, the waterway is coated. Note that the spring is exposed on sprinklers with ENT coatings
- ⁵ cULus Listed as corrosion resistant.





TECHNICAL DATA

MicrofastHP® EC/QREC FUSIBLE ELEMENT HSW HIGH PRESSURE SPRINKLER VK613 (K5.6)

The Viking Corporation, 210 N Industrial Park Drive, Hastings MI 49058

Telephone: 269-945-9501 Technical Services: 877-384-5464 Fax: 269-818-1680 Email: techsvcs@vikingcorp.com

Visit the Viking website for the latest edition of this technical data page www.vikinggroupinc.com.

Approval Chart

MicrofastHP® EC/QREC Extended Coverage
Fusible Element HSW Sprinkler VK613
For Light Hazard Occupancies Only.

KEY	
↘	Temperature
↙	Finish
A1X ←	Escutcheon (if applicable)

Sprinkler Base Part Number ¹	SIN	Max. Pressure	NPT Thread Size		Nominal K-Factor		Maximum Areas of Coverage ⁶ (Width x Throw)	Minimum Water Supply Requirements ⁶ Flow/Pressure	Listings ³ (Refer also to Design Criteria.)	
			Inches	mm	U.S.	metric ²			cULus ⁴	FM
HP Sprinkler VK613 (Base Part No. 13973) for Standard Response⁵ Extended Coverage Applications Installed with the deflectors located 6" to 12" (152 mm to 305 mm) below smooth, flat, horizontal ceilings only.										
13973	VK613	250 psi	1/2	15	5.6	80.6	16' x 18' (4.9 m x 5.5 m)	29 gpm @ 26.8 psi (109.8 L/min @ 1.85 Bar)	C1X, C2Y	--
HP Sprinkler VK613 (Base Part No. 13973) for Quick Response Extended Coverage Applications Installed with the deflectors located 6" to 12" (152 mm to 305 mm) below smooth, flat, horizontal ceilings only.										
13973	VK613	250 psi	1/2	15	5.6	80.6	16' x 16' (4.9 m x 4.9 m)	26 gpm @ 21.6 psi (98.4 L/min @ 1.49 Bar)	A1X, A2Y	--
13973	VK613	250 psi	1/2	15	5.6	80.6	16' x 18' (4.9 m x 5.5 m)	29 gpm @ 26.8 psi (109.8 L/min @ 1.85 Bar)	B1X, B2Y	--
Approved Temperature Ratings			Approved Finishes				Approved Escutcheons			
A - 165 °F (74 °C) and 205 °F (96 °C) B - 165 °F (74 °C) C - 205 °F (96 °C)			1 - Brass, Chrome, White Polyester, and Black Polyester 2 - ENT ⁷				X - Installed with standard surface-mounted escutcheons or recessed with the Viking Micromatic® Model E-1, E-2, or G-1 Recessed Escutcheon Y - Installed with standard surface-mounted escutcheons or recessed with the Viking Micromatic® Model E-1			
Footnotes										
¹ Base part number is shown. For complete part number, refer to current Viking price list schedule. ² Metric K-factor shown is for use when pressure is measured in kPa. When pressure is measured in bar, multiply the metric K-factor by 10.0. ³ This chart shows listings and approvals available at time of printing. Check with the manufacturer for any additional approvals. ⁴ Listed by Underwriter's Laboratories, Inc. for use in Canada. ⁵ Listings and Approvals are limited to Light Hazard Occupancies where allowed by the installation standards being applied. ⁶ For areas of coverage smaller than shown, use the "Minimum Water Supply Requirement" for the next larger listed area of coverage with sprinklers of similar K-Factor. ⁷ cULus Listed as corrosion resistant.										



TECHNICAL DATA

MicrofastHP® EC/QREC FUSIBLE ELEMENT HSW HIGH PRESSURE SPRINKLER VK613 (K5.6)

The Viking Corporation, 210 N Industrial Park Drive, Hastings MI 49058

Telephone: 269-945-9501 Technical Services: 877-384-5464 Fax: 269-818-1680 Email: techsvcs@vikingcorp.com

Visit the Viking website for the latest edition of this technical data page www.vikinggroupinc.com.

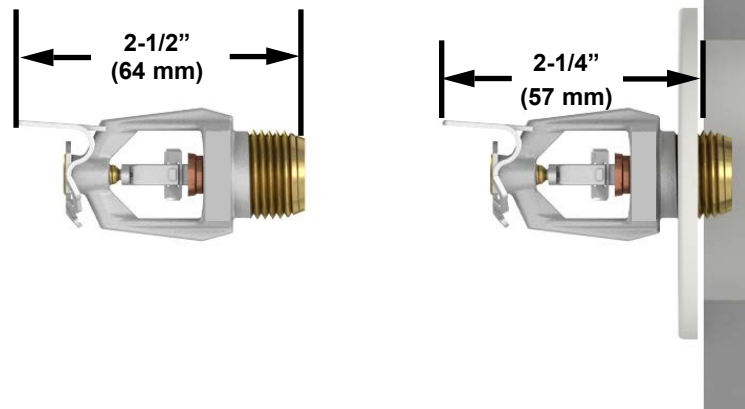
DESIGN CRITERIA

(Also refer to the Approval Chart.)

cULus Listing Requirements: MicrofastHP® EC/QREC Horizontal Sidewall Sprinkler VK613 is cULus Listed as indicated in the Approval Chart for installation in accordance with the latest edition of NFPA 13 for extended coverage sidewall spray sprinklers:

- Sprinkler VK613 is limited to Light Hazard occupancies with smooth, flat, horizontal ceilings only.
- Refer to the Approval Chart for required deflector distance below the ceiling. Install with the leading edge of the deflector oriented parallel to the ceiling.
- Minimum distance from end walls is 4 in. (102 mm).
- Maximum distance from the end wall shall be no more than one-half of the allowable distance between sprinklers. The distance shall be measured perpendicular to the wall.
- The sprinkler installation and obstruction rules contained in NFPA 13 for extended coverage sidewall spray sprinklers must be followed.

IMPORTANT: Always refer to Bulletin Form No. F_091699 - Care and Handling of Sprinklers. Also refer to Form No. F_080614 for general care, installation, and maintenance information. Viking sprinklers are to be installed in accordance with the latest edition of Viking technical data, the appropriate standards of NFPA, FM Global, LPCB, APSAD, VdS or other similar organizations, and also with the provisions of governmental codes, ordinances, and standards, whenever applicable.



Wall Opening Size:
2-5/16" (59 mm) minimum
2-1/2" (64 mm) maximum

Installed with a Standard
1/8" Surface-Mounted
Escutcheon

Figure 3: Sidewall Sprinkler Dimensions with a Standard Escutcheon



TECHNICAL DATA

**MicrofastHP® EC/QREC
FUSIBLE ELEMENT HSW
HIGH PRESSURE
SPRINKLER VK613 (K5.6)**

The Viking Corporation, 210 N Industrial Park Drive, Hastings MI 49058
 Telephone: 269-945-9501 Technical Services: 877-384-5464 Fax: 269-818-1680 Email: techsvcs@vikingcorp.com
 Visit the Viking website for the latest edition of this technical data page www.vikinggroupinc.com.

