TECHNICAL DATA

PORV UPGRADE KIT

The Viking Corporation, 210 N Industrial Park Drive, Hastings MI 49058
Telephone: 269-945-9501 Technical Services: 877-384-5464 Fax: 269-818-1680 Email: techsvcs@vikingcorp.com
Visit the Viking website for the latest edition of this technical data page www.vikinggroupinc.com.

Notice: The PORV Upgrade Kit provides the D-3 PORV and the required fittings to upgrade existing conventional deluge trim that utilized the C-1 PORV. Each kit includes the necessary fittings to install the D-3 PORV onto any size Straight-Through or Angle-Style Deluge Valve.

There will be fittings included in the kit that are not required for certain valve installations. Consult Tables 1 and 2 and Figures 1-4 for details.

WARNING: Cancer and Reproductive Harm- www.P65Warnings.ca.gov

Part Numbers:

For Angle-Style Valves: Galvanized - 14869-1, Brass - 14869-2
For Straight-Through Valves: Galvanized - 14870-1, Brass - 14870-2

Table 1 - Quantities for Upgrade Kit 14869-1 and 14869-2 for Right-Angle Valves

Description	Quantity required from the kit for installation					Quantity Provided in Kit
	1-1/2" Trim	2" Trim	3" Trim	4" Trim	6" Trim	
1/2" x Close Nipple	1	1	-	-	-	1
1/2" x 1-1/2" Nipple	2	2	2	2	2	2
1/2" x 2" Nipple	1	1	1	1	1	1
1/2" x 2-1/2" Nipple	1	1	2	1	-	2
1/2" x 3-1/2" Nipple	-	-	-	-	1	1
1/2" x 4-1/2" Nipple	-	-	-	1	-	1
1/2" x 7" Nipple	-	-	-	-	1	1
1/2" Elbow	3	3	3	3	3	3
1/2" Union	1	1	1	1	1	1
PORV	1	1	1	1	1	1

Table 2 - Quantities for Upgrade Kit 14870-1 and 14870-2, for Straight-Through Valves

Description	Quantity required from the kit for installation										Quantity Provided in Kit
	Vertical Trim					Horizontal Trim					
	1-12" & 2" Trim	2-1/2" & 3" Trim	4" Trim	6" Trim	8" Trim	1-12" & 2" Trim	2-1/2" & 3" Trim	4" Trim	6" Trim	8" Trim	
1/2" x Close Nipple	2	2	2	1	4	1	1	2	1	3	4
1/2" x 1-1/2" Nipple	3	3	3	3	1	4	4	3	3	1	4
1/2" x 2-1/2" Nipple	-	-	-	1	-	-	-	-	1	-	1
1/2" x 4" Nipple	2	2	1	1	1	1	1	1	1	-	2
1/2" x 4-1/2" Nipple	-	-	1	1	1	-	-	1	1	-	1
1/2" x 5" Nipple	-	-	-	-	-	-	-	-	-	1	1
1/2" x 5-1/2" Nipple	-	-	-	-	-	1	1	-	-	-	1
1/2" x 6" Nipple	-	-	-	-	-	-	-	-	-	1	1
1/2" Elbow	2	2	2	2	2	2	2	2	2	2	2
1/2" Union	2	2	2	2	2	2	2	2	2	1	2
PORV	1	1	1	1	1	1	1	1	1	1	1

Replaces Form No. F_121307 Rev 18.P65
(Removed D-4 references.)

TECHNICAL DATA

PORV UPGRADE KIT

The Viking Corporation, 210 N Industrial Park Drive, Hastings MI 49058
Telephone: 269-945-9501 Technical Services: 877-384-5464 Fax: 269-818-1680 Email: techsvcs@vikingcorp.com
Visit the Viking website for the latest edition of this technical data page www.vikinggroupinc.com.

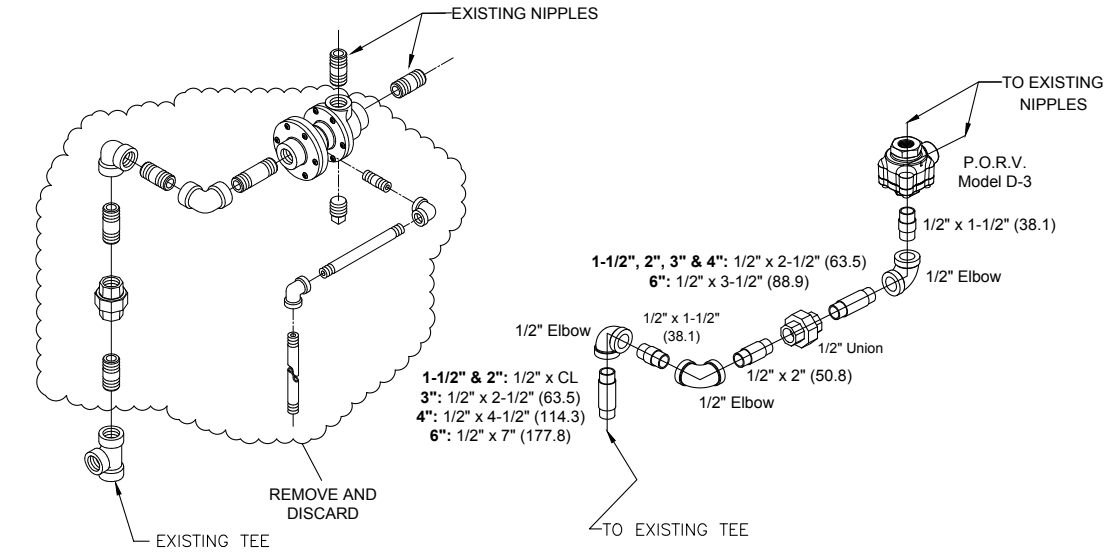

C-1 PORV TRIM ARRANGEMENT D-3 PORV TRIM ARRANGEMENT

Figure 1 - Replacement PORV for Angle-Style Valves

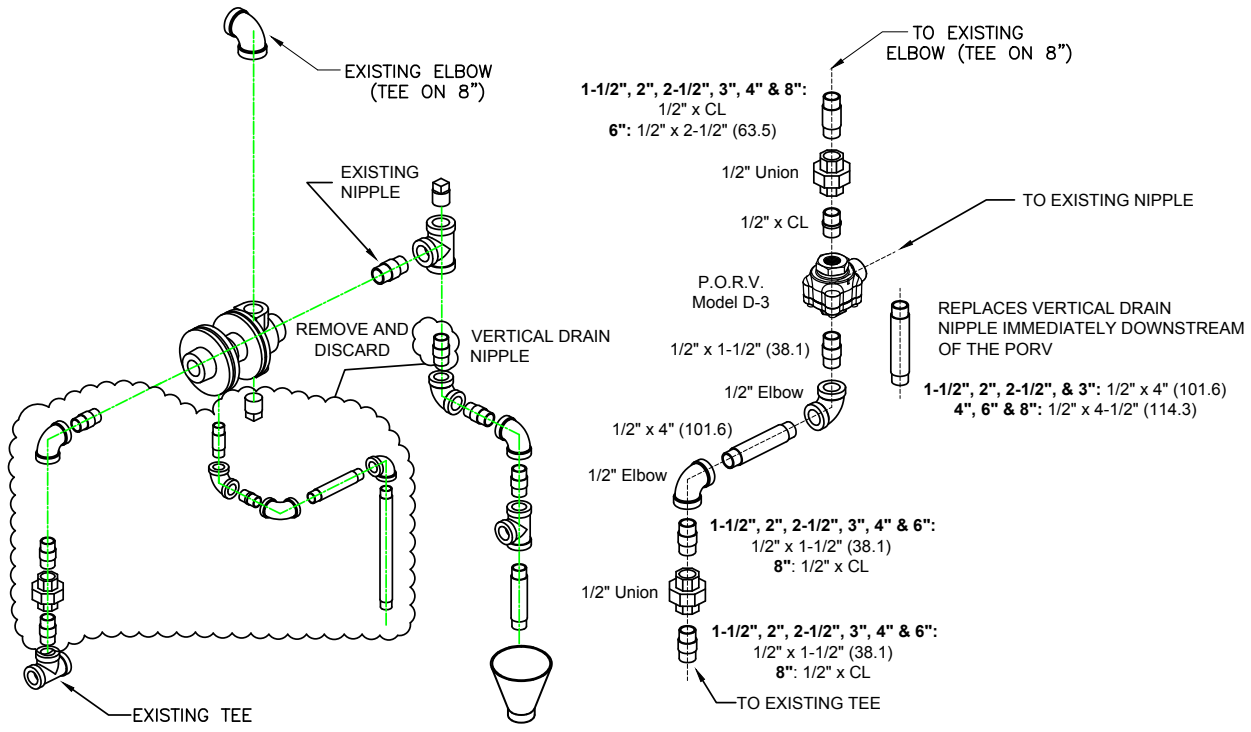

C-1 PORV TRIM ARRANGEMENT D-3 PORV TRIM ARRANGEMENT

Figure 2 - Replacement PORV for Straight-Through Vertical Valves

TECHNICAL DATA

PORV UPGRADE KIT

The Viking Corporation, 210 N Industrial Park Drive, Hastings MI 49058
Telephone: 269-945-9501 Technical Services: 877-384-5464 Fax: 269-818-1680 Email: techsvcs@vikingcorp.com
Visit the Viking website for the latest edition of this technical data page www.vikinggroupinc.com.

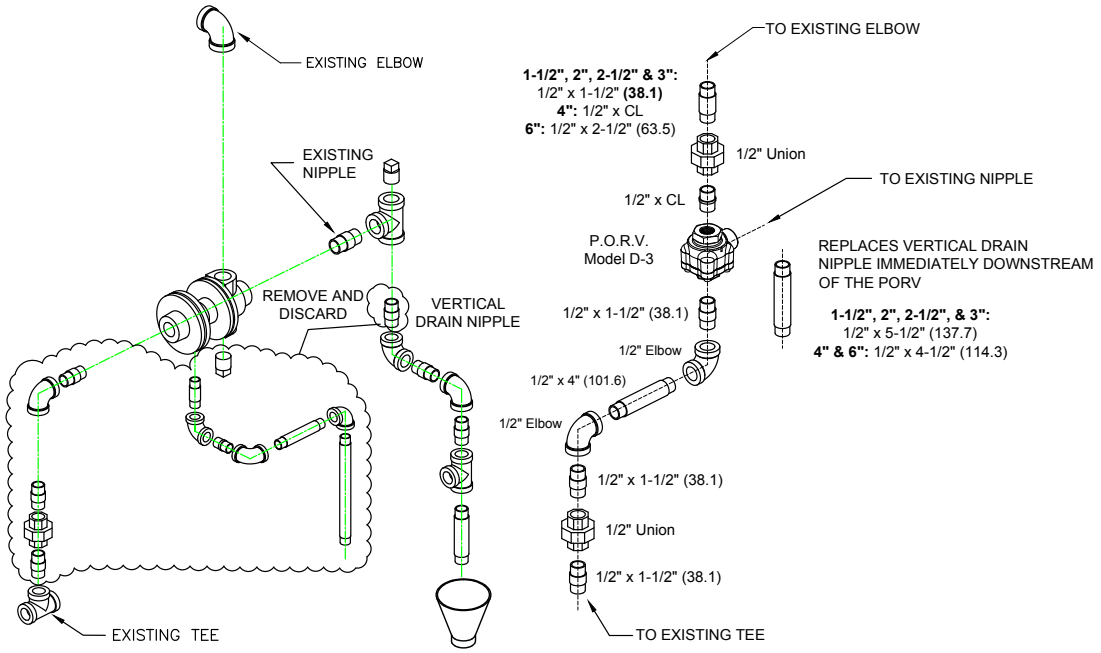

C-1 PORV TRIM ARRANGEMENT D-3 PORV TRIM ARRANGEMENT

Figure 3 - Replacement PORV for Straight-Through Horizontal Valves, Excluding 8"

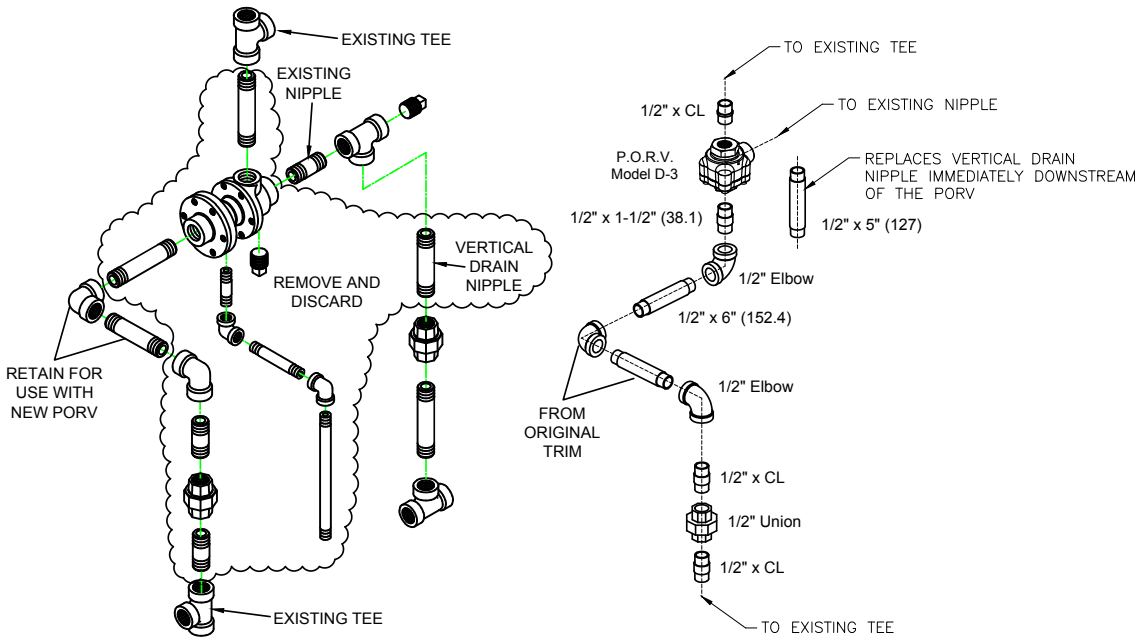

C-1 PORV TRIM ARRANGEMENT D-3 PORV TRIM ARRANGEMENT

Figure 4 - Replacement PORV for Straight-Through Horizontal Valves, 8"