



TECHNICAL DATA

QUICK RESPONSE LARGE ORIFICE DRY PENDENT SPRINKLERS

The Viking Corporation, 210 N Industrial Park Drive, Hastings MI 49058


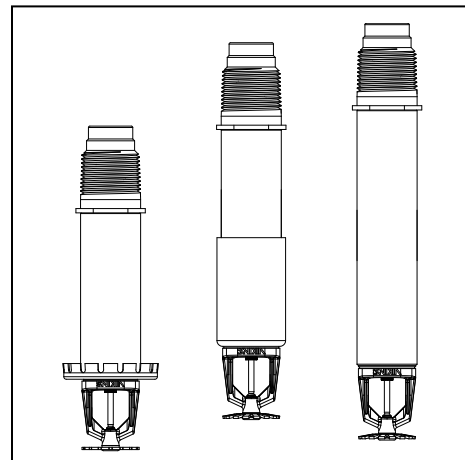
Telephone: 269-945-9501 Technical Services: 877-384-5464 Fax: 269-818-1680 Email: techsvcs@vikingcorp.com

1. DESCRIPTION

Viking Quick Response Large Orifice Dry Pendent Sprinklers are thermosensitive spray sprinklers suitable for use in areas subject to freezing. The sprinklers are designed for dry systems and preaction systems where it is necessary to prevent water or condensation from entering the drop nipple before sprinkler operation. They may also be installed in spaces subject to freezing and supplied from a wet system in an adjacent heated area. The large orifice dry pendent sprinkler allows greater flows at lower pressures than standard orifice sprinklers.

Viking Quick Response Large Orifice Dry Pendent Sprinklers are available in various finishes and temperature ratings to meet design requirements. The special Polyester and Electroless Nickel PTFE (ENT) coatings have been investigated for installation in corrosive atmospheres and are listed/approved as corrosion resistant as indicated in the Approval Charts. (Note: FM Global has no approval classification for Polyester coatings as corrosion resistant.)

NOTE: When installed in some corrosive environments, the Polyester finish may change color. This natural discoloration over time is not in itself an indication of corrosion and should not be treated as such. All sprinklers installed in corrosive environments should be replaced or tested as described in NFPA 25 on a more frequent basis.



2. LISTINGS AND APPROVALS

cULus Listed: Category VNIV

NYC Approved: MEA 89-92-E, Volume 37

Refer to the Approval Chart on page 105k and Design Criteria on page 105l for cULus Listing requirements that must be followed.

Viking Technical Data may be found on
The Viking Corporation's Web site at
<http://www.vikinggroupinc.com>.
The Web site may include a more recent
edition of this Technical Data Page.

3. TECHNICAL DATA

Specifications:

Available since 2005.

Minimum Operating Pressure: 7 psi (0.5 bar)

Maximum Working Pressure: 175 psi (12 bar). Factory tested pneumatically to 100 psi (6.89 bar)

Thread size: 1" NPT or 25 mm BSP

Nominal K-Factor: 8.0 U.S. (115.2 metric*) for lengths up to 48".

*Metric K-factor measurement shown is when pressure is measured in Bar. When pressure is measured in kPa, divide the metric K-factor shown by 10.0.

Glass-bulb fluid temperature rated to -65 °F (-55 °C)

Covered by the following U.S. Patents: 8,636,075 and 10,220,231

Material Standards:

Frame Casting: Brass UNS-C84400

Deflector: Brass UNS-C23000

Bulb: Glass, nominal 3 mm diameter

Belleville Spring Sealing Assembly: Nickel Alloy, coated on both sides with PTFE Tape

Compression Screw: Brass UNS-C36000

Pip Cap and Adapter: Brass UNS-C36000

Orifice: Copper UNS-C11000 or UNS-C21000

Tube: ERW Hydraulic Steel Tube

Inlet and Barrel End: QM Brass or Brass UNS-C31400 or Brass UNS-C31600

Support (Internal): Brass UNS-C36000 or Brass UNS-C31400 or Brass UNS-C31600

Barrel: Steel Pipe UNS-G10260, Electrodeposited Epoxy Base finish

Sleeve (for Adjustable Standard style only): Brass UNS-C26000 or UNS-C26800

Escutcheon Materials:

Adjustable Standard Dry Escutcheons: Brass UNS-C26000 or UNS-C26800



TECHNICAL DATA

QUICK RESPONSE LARGE ORIFICE DRY PENDENT SPRINKLERS

The Viking Corporation, 210 N Industrial Park Drive, Hastings MI 49058

Telephone: 269-945-9501 Technical Services: 877-384-5464 Fax: 269-818-1680 Email: techsvcs@vikingcorp.com

Recessed Dry Escutcheons: Cold Rolled Steel UNS-G10080

ENT Coated Adjustable and Recessed Escutcheons: Stainless Steel UNS-S30400

Ordering Information: (Also refer to the current Viking price list.)

Order Quick Response Dry Pendent Sprinklers by first adding the appropriate suffix for the sprinkler finish, the appropriate suffix for the temperature rating, and then the suffix for the length ("A" dimension) to sprinkler base part number. Order in a specific length noted as the "A" dimension (see Figures 3 through 5). The "A" dimension is the distance from the face of the fitting (tee) to the desired finished surface of the ceiling.

These sprinklers are listed and approved in lengths from 1-1/2" to 45-1/2" (38.1 mm to 1,156 mm) for the adjustable standard style, 3" to 47" (76.2 mm to 1,194 mm) for the plain barrel style, and 3-1/4" to 47-1/2" (82.5 mm to 1,207 mm) for the adjustable recessed style.

Lengths exceeding the standard lengths are available, with no approvals, on a "made-to-order" basis: Recessed Dry Pendent up to 64-1/4" (1,632 mm), Adjustable Standard Dry Pendent up to 62" (1,575 mm), and Plain Barrel Dry Pendent up to 64" (1,626 mm). Contact the manufacturer for more information.

Finish Suffix: Brass = A, Chrome = F, White Polyester = M-W, and ENT = JN

Temperature Suffix (°F/°C): 155°/68° = B, 175°/79° = D, 200°/93° = E, 286°/141° = G

For example, sprinkler VK177 with 1" NPT Threads, a Chrome finish and a 155 °F/68 °C temperature rating, and "A" length of 10" = Part No. 13249UFB10.

Available Finishes And Temperature Ratings: Refer to Table 1.

Accessories: (Also refer to the "Sprinkler Accessories" section of the Viking data book.)

Sprinkler Wrenches:

A. Standard Wrench: Part No. 07297W/B (available since 1991)

B. Wrench for coated and/or recessed sprinklers: Part No. 07565W/B** (available since 1991)

**A 1/2" ratchet is required (not available from Viking).

Sprinkler Guard: Chrome, with no listings or approvals, for installation on dry pendent sprinklers manufactured after May 1994 only (Part No. 08954).

Replacement Escutcheons:

A. Adjustable Standard Dry Escutcheon: Base Part No. 07741

B. Recessed Dry Escutcheon Cup: Base Part No. 05459A

4. INSTALLATION

Refer to appropriate NFPA Installation Standards.

5. OPERATION

During fire conditions, the heat-sensitive liquid in the glass bulb expands, causing the glass to shatter, releasing the internal parts to open the waterway. Water flowing through the sprinkler orifice strikes the sprinkler deflector, forming a uniform spray pattern to extinguish or control the fire.

6. INSPECTIONS, TESTS AND MAINTENANCE

Refer to NFPA 25 for Inspection, Testing and Maintenance requirements.

7. AVAILABILITY

The Viking Quick Response Dry Pendent Sprinkler is available through a network of domestic and international distributors. See The Viking Corporation web site for the closest distributor or contact The Viking Corporation.

8. GUARANTEE

For details of warranty, refer to Viking's current list price schedule or contact Viking directly.

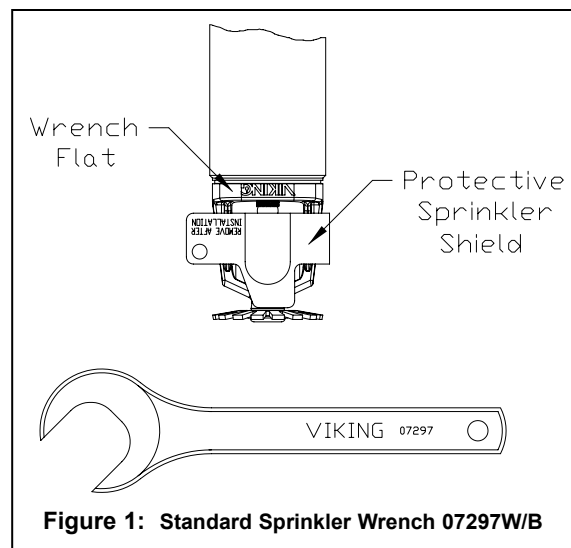


Figure 1: Standard Sprinkler Wrench 07297W/B



TECHNICAL DATA

**QUICK RESPONSE
LARGE ORIFICE DRY
PENDENT SPRINKLERS**

The Viking Corporation, 210 N Industrial Park Drive, Hastings MI 49058
 Telephone: 269-945-9501 Technical Services: 877-384-5464 Fax: 269-818-1680 Email: techsvcs@vikingcorp.com

TABLE 1: AVAILABLE SPRINKLER TEMPERATURE RATINGS AND FINISHES

Sprinkler Temperature Classification	Sprinkler Nominal Temperature Rating ¹	Maximum Ambient Ceiling Temperature ²	Bulb Color
Ordinary	155 °F (68 °C)	100 °F (38 °C)	Red
Intermediate	175 °F (79 °C)	150 °F (65 °C)	Yellow
Intermediate	200 °F (93 °C)	150 °F (65 °C)	Green
High	286 °F (141 °C)	225 °F (107 °C)	Blue

Sprinkler Finishes: Brass, Chrome, White Polyester, and ENT
Corrosion-Resistant Coating^{3,4}: White Polyester and ENT in all temperature ratings

Footnotes

- ¹ The sprinkler temperature rating is stamped on the deflector.
- ² Based on NFPA-13. Other limits may apply, depending on fire loading, sprinkler location, and other requirements of the Authority Having Jurisdiction. Refer to specific installation standards.
- ³ The corrosion-resistant Polyester and ENT coatings have passed the standard corrosion test required by the approving agencies indicated in the Approval Chart. These tests cannot and do not represent all possible corrosive environments. Note: These coatings are NOT corrosion proof. Prior to installation, verify through the end-user that the coatings are compatible with or suitable for the proposed environment. Polyester and ENT coatings are applied to the exposed exterior surfaces only. Note that the spring is exposed on sprinklers with Polyester and ENT coatings.
- ⁴ When installed in some corrosive environments, the Polyester finish may change color. This natural discoloration over time is not in itself an indication of corrosion and should not be treated as such. All sprinklers installed in corrosive environments should be replaced or tested as described in NFPA 25 on a more frequent basis.

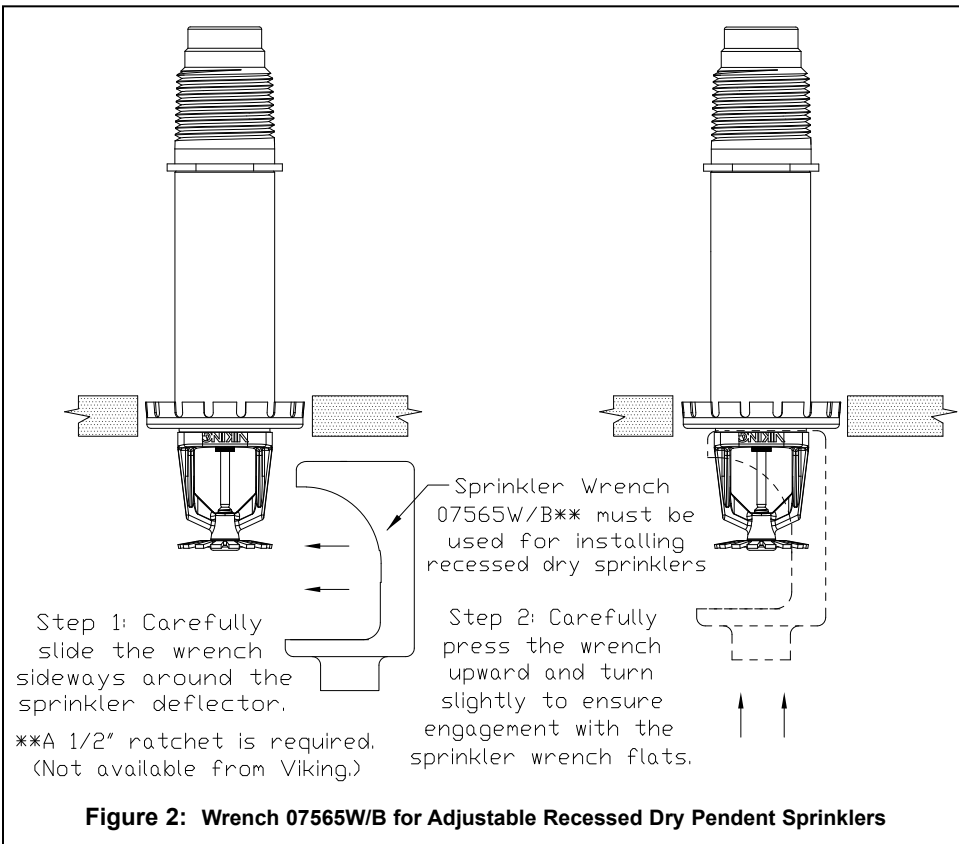


Figure 2: Wrench 07565W/B for Adjustable Recessed Dry Pendent Sprinklers



TECHNICAL DATA

QUICK RESPONSE LARGE ORIFICE DRY PENDENT SPRINKLERS

The Viking Corporation, 210 N Industrial Park Drive, Hastings MI 49058
Telephone: 269-945-9501 Technical Services: 877-384-5464 Fax: 269-818-1680 Email: techsvcs@vikingcorp.com

Approval Chart

Quick Response Large Orifice Dry Pendent Sprinklers
Maximum 175 PSI (12 bar) WWP

KEY	
—	Temperature
—	Finish
A1X ←	Escutcheon (if applicable)

Sprinkler Base Part Number ¹	SIN	Style	Thread Size		Nominal K-Factor	Order Length Increment		Listings and Approvals ³							
			NPT	BSP		Inches	mm	(Refer also to Design Criteria on page 105I.)							
								cULus ⁴	FM	NYC ⁵	VdS	LPCB	CE	⚙	
13249U	VK177	Adjustable Standard	1"	--	8.0 U.S. (115.2 metric ²)	1/2"	12.7	A1, A5	--	A1	--	--	--	--	--
13252U	VK177		--	25 mm		1/2"	12.7	A1, A5	--	A1	--	--	--	--	--
13250U	VK181	Adjustable Recessed	1"	--		1/4"	6.35	B2, B6	--	B2	--	--	--	--	--
13253U	VK181		--	25 mm		1/4"	6.35	B2, B6	--	B2	--	--	--	--	--
13248U	VK173	Plain Barrel	1"	--		1/2"	12.7	A3	--	A4	--	--	--	--	--
13251U	VK173		--	25 mm		1/2"	12.7	A3	--	A4	--	--	--	--	--

Approved Finishes and "A" Dimensions

Approved Temperature Ratings

A - 155 °F (68 °C), 175 °F (79°C), 200 °F (93 °C), and 286 °F (141 °C)
B - 155 °F (68 °C), 175 °F (79°C), and 200 °F (93 °C)

- 1 - Chrome or White Polyester⁶ sprinkler with a Chrome or White Polyester Sleeve and Escutcheon with "A" dimensions 1-1/2" to 45-1/2" (38.1 mm to 1,156 mm)
- 2 - Chrome or White Polyester⁶ with "A" dimensions 3-1/4" to 47-1/2" (82.5 mm to 1,207 mm)
- 3 - Chrome, Brass, White Polyester⁶, and ENT⁶ with "A" dimensions 3" to 47" (76.2 mm to 1,194 mm)
- 4 - Chrome or Brass with "A" dimensions 3" to 47" (76.2 mm to 1,194 mm)
- 5 - ENT⁶ sprinkler with an ENT⁶ Sleeve and Escutcheon with "A" dimensions 1-1/2" to 45-1/2" (38.1 mm to 1,156 mm)
- 6 - ENT⁶ with "A" dimensions 3-1/4" to 47-1/2" (82.5 mm to 1,207 mm)

Footnotes

- ¹ Part number shown is the base part number. For complete part number, refer to current Viking price list schedule.
- ² Metric K-factor measurement shown is when pressure is measured in Bar. When pressure is measured in kPa, divide the metric K-factor shown by 10.0.
- ³ This chart shows the listings and approvals available at the time of printing. Other approvals may be in process. Check with the manufacturer for any additional approvals.
- ⁴ Listed by Underwriter's Laboratories for use in the U.S. and Canada.
- ⁵ Accepted for use, City of New York Department of Buildings, MEA 89-92-E, Vol. 37.
- ⁶ cULus Listed as corrosion resistant.



TECHNICAL DATA

**QUICK RESPONSE
LARGE ORIFICE DRY
PENDENT SPRINKLERS**

The Viking Corporation, 210 N Industrial Park Drive, Hastings MI 49058
 Telephone: 269-945-9501 Technical Services: 877-384-5464 Fax: 269-818-1680 Email: techsvcs@vikingcorp.com

DESIGN CRITERIA

(Also refer to the Approval Chart on page 105k.)

NOTE: When using CPVC fittings with Viking dry sprinklers, use only new Nibco Model 5012-S-BI tees. When selecting other CPVC fittings, contact Viking Technical Services.

cULus Listing Requirements:

Quick Response Large Orifice Dry Pendent Sprinklers are cULus Listed as indicated in the Approval Chart for installation in accordance with the latest edition of NFPA 13 for standard spray pendent sprinklers.

- Designed for use in Light and Ordinary Hazard occupancies.
- Protection areas and maximum spacing shall be in accordance with the tables provided in NFPA 13.
- Minimum spacing allowed is 6 ft. (1.8 m) unless baffles are installed in accordance with NFPA 13.
- Locate no less than 4" (102 mm) from walls.
- Maximum distance from walls shall be no more than one-half of the allowable distance between sprinklers. The distance shall be measured perpendicular to the wall.
- The sprinkler installation and obstruction rules contained in NFPA 13 for standard spray pendent sprinklers must be followed.

IMPORTANT: Always refer to Bulletin Form No. F_091699 - Care and Handling of Sprinklers. Also refer to page DRY1-3 for general care, installation, and maintenance information. Viking sprinklers are to be installed in accordance with the latest edition of Viking technical data, the appropriate standards of NFPA, FM Global, LPCB, APSAD, VdS or other similar organizations, and also with the provisions of governmental codes, ordinances, and standards, whenever applicable.

For "A" Dimension: 1. Determine the distance from the face of the tee to the finished ceiling.
 2. Round to the nearest 1/2" (12.7 mm) between 1-1/2" and 45-1/2" (38.1 mm and 1,156 mm).
 NOTE: The deflector will be located approximately 3-7/16" (87.3 mm) below the ceiling, with 1" (25.4 mm) upward and 1" (25.4 mm) downward adjustment.

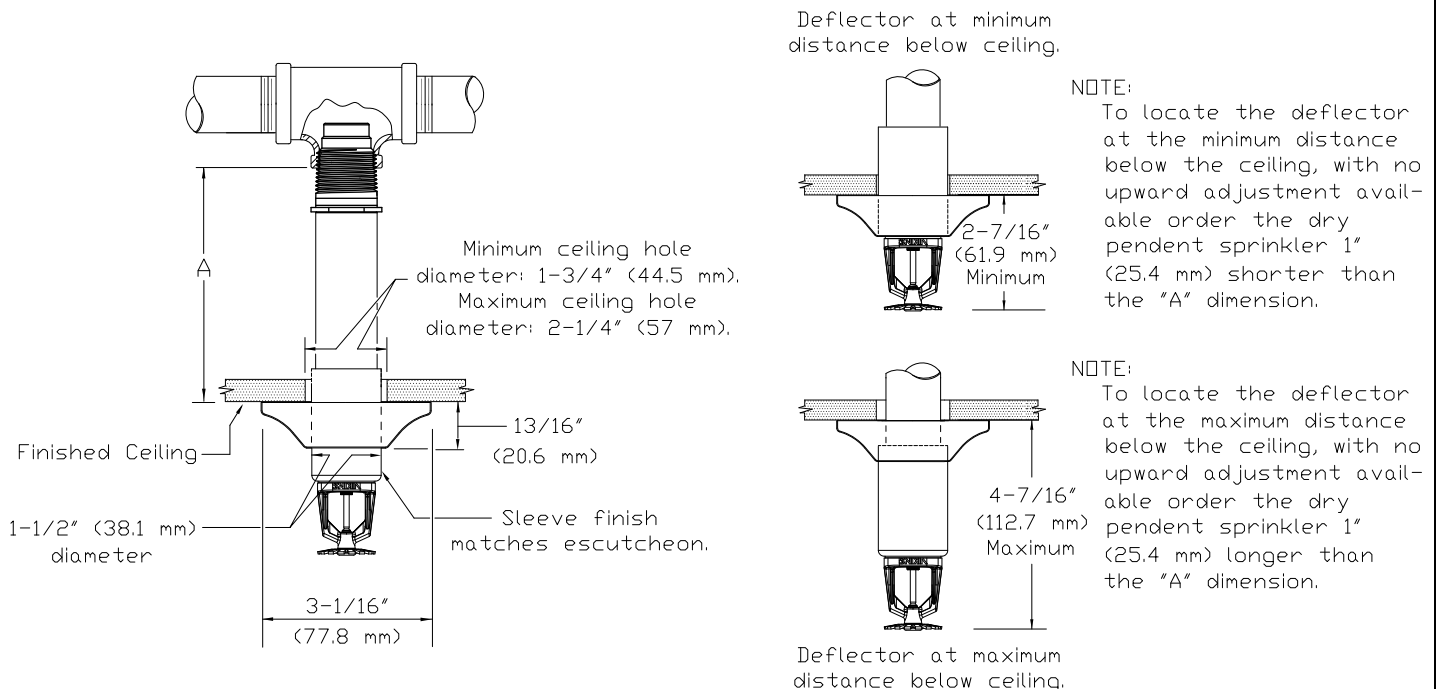


Figure 3: Adjustable Standard Dry Pendent Sprinkler



TECHNICAL DATA

QUICK RESPONSE
LARGE ORIFICE DRY
PENDENT SPRINKLERS

The Viking Corporation, 210 N Industrial Park Drive, Hastings MI 49058
 Telephone: 269-945-9501 Technical Services: 877-384-5464 Fax: 269-818-1680 Email: techsvcs@vikingcorp.com

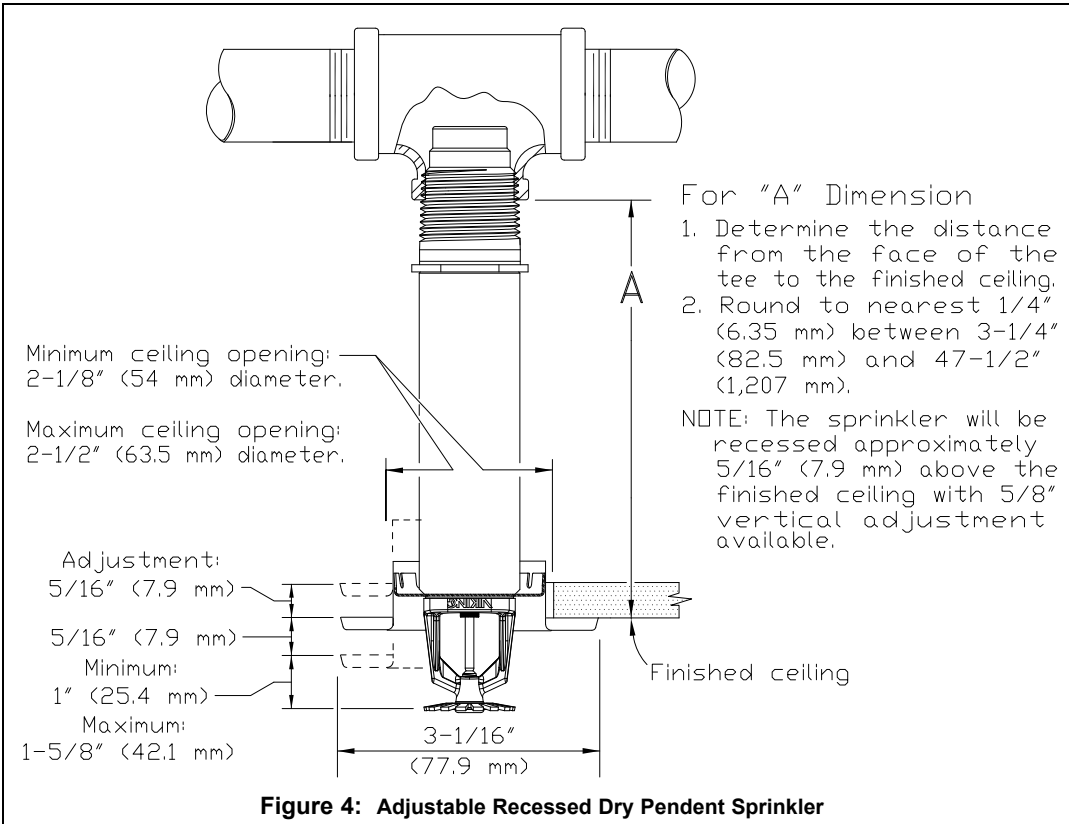


Figure 4: Adjustable Recessed Dry Pendent Sprinkler

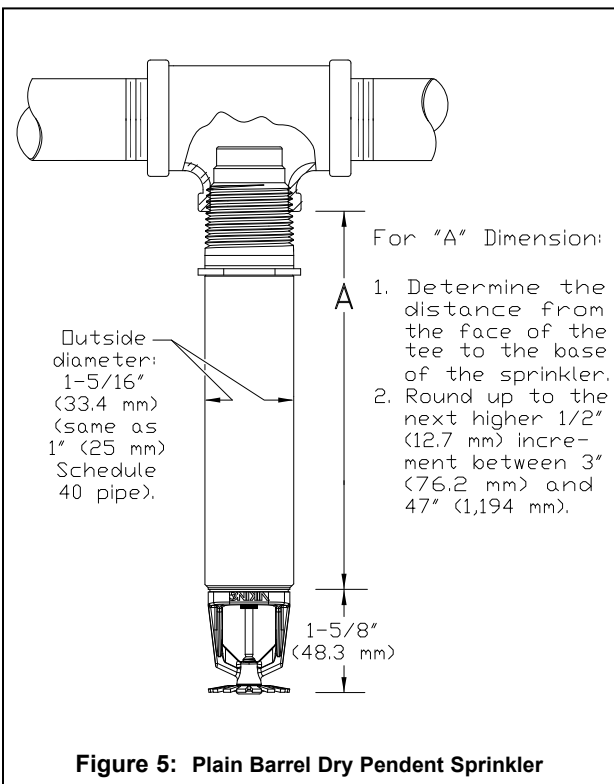


Figure 5: Plain Barrel Dry Pendent Sprinkler



TECHNICAL DATA

**QUICK RESPONSE
LARGE ORIFICE DRY
PENDENT SPRINKLERS**

The Viking Corporation, 210 N Industrial Park Drive, Hastings MI 49058
 Telephone: 269-945-9501 Technical Services: 877-384-5464 Fax: 269-818-1680 Email: techsvcs@vikingcorp.com

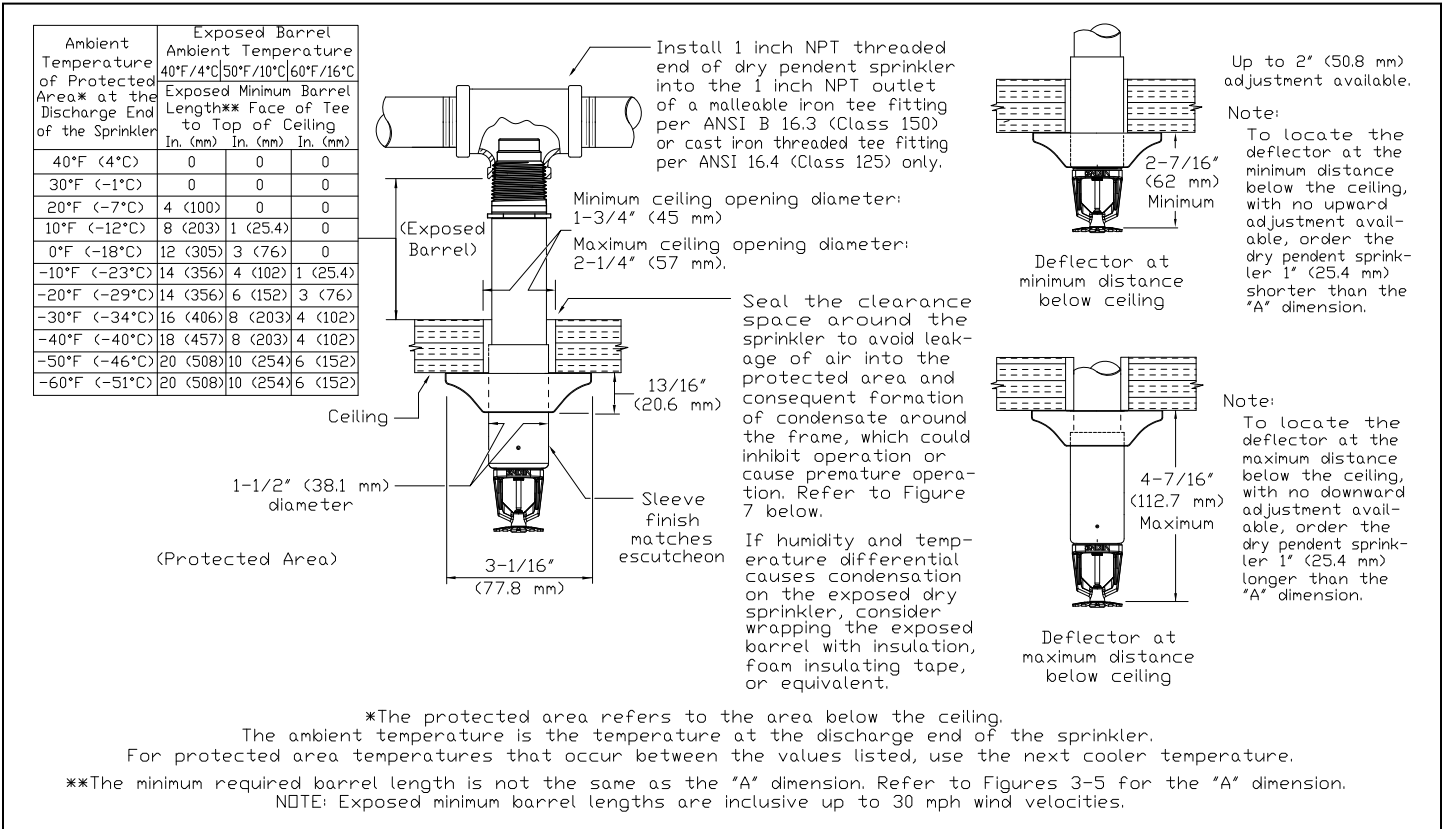


Figure 6: Dry Pendent Sprinkler Required Minimum Length Based on Ambient Temperature in the Protected Area (Adjustable Standard Dry Pendent Sprinkler is Shown)

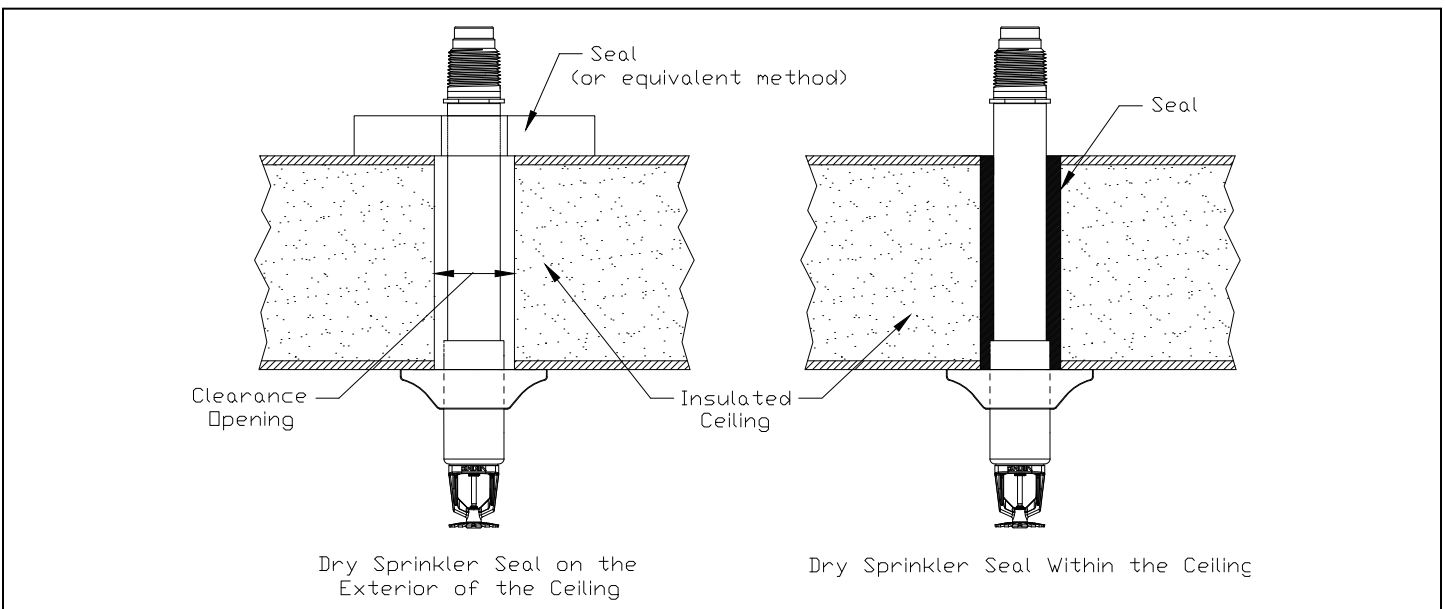


Figure 7: Dry Sprinkler Seal (Adjustable Standard Dry Pendent Sprinkler is Shown)