



## TECHNICAL DATA

## VK3502 QUICK RESPONSE UPRIGHT SPRINKLER (K8.0)

The Viking Corporation, 210 N Industrial Park Drive, Hastings MI 49058

Telephone: 269-945-9501 Technical Services: 877-384-5464 Fax: 269-818-1680 Email: techsvcs@vikingcorp.com

Visit the Viking website for the latest edition of this technical data page [www.vikinggroupinc.com](http://www.vikinggroupinc.com)

### 1. DESCRIPTION

The Viking VK3502 Quick Response Upright Sprinkler is a small thermosensitive glass bulb spray sprinkler available with various finishes and temperature ratings to meet design requirements. The special Polyester and Electroless Nickel PTFE (ENT) coatings can be used in decorative applications where colors are desired. In addition, these coatings have been investigated for installation in corrosive environments and are Listed and Approved as indicated in the Approval Chart.

### 2. LISTINGS AND APPROVALS



UL Listed: Category VNIV



FM Approved: Classes 2001, 2043

Approved for use in FM Approved vacuum dry sprinkler systems with a maximum supervisory vacuum pressure of -3 psi (-207 mbar).

Not approved for new installations per NFPA 13. Refer to the Approval Chart and Design Criteria for requirements that must be followed.

### 3. TECHNICAL DATA

#### Specifications:

Minimum Operating Pressure: 7 psi (0.5 bar)

Rated to: 175 psi (12 bar) water working pressure.

Factory tested hydrostatically to 500 psi (34.5 bar).

Thread size: 1/2" NPT (15 mm BSPT)

Nominal K-factor: 8.0 U.S. (115 metric\*)

Glass-bulb fluid temperature rated to -65 °F (-55 °C)

\* Metric K-factor measurement shown is in Bar. When pressure is measured in kPa, divide the metric K-factor shown by 10.0.

#### Material Standards:

Sprinkler Body: Brass CW602N, UNS-C84400 or QM Brass

Deflector: Stainless Steel UNS S30400

Pip Cap Shell - Stainless Steel UNS-S44400

Pip Cap Disc - Stainless Steel UNS-S30100

Belleville Spring - Nickel Alloy

Pip Cap Seal - Polytetrafluoroethylene (PTFE)

Compression Screw: Brass CW612N, CW508L, UNS-C36000 or UNS-C26000

Shipping Cap: Polyethylene

Bulb: Glass, nominal 3 mm diameter

#### Finishes and Temperatures:

Finish	Brass	Chrome	White Polyester	Black Polyester	ENT	--
Suffix	A	F	M-/W	M-/B	JN	--
Temperature	135 °F (57 °C)	155 °F (68 °C)	175 °F (79 °C)	200 °F (93 °C)	286 °F (141 °C)	Open
Suffix	A	B	D	E	G	Z

Ordering Information: (Refer to Table 1 and the current Viking List Price Book.)

### 4. INSTALLATION

Refer to appropriate NFPA, FM Global, and/or any other applicable installation standards.

### 5. OPERATION

During fire conditions, when the temperature around the sprinkler reaches its operating temperature, the heat-sensitive liquid in the glass bulb expands, causing the bulb to shatter, releasing the pip cap assembly. Water flowing through the sprinkler orifice strikes the sprinkler deflector, forming a uniform spray pattern to extinguish or control the fire.

### 6. INSPECTIONS, TESTS AND MAINTENANCE

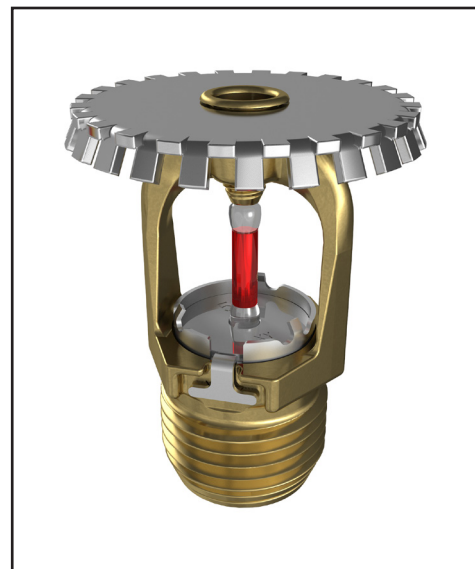
Refer to NFPA 25 for Inspection, Testing and Maintenance requirements.

### 7. AVAILABILITY

Viking Sprinkler Model VK3502 is available through a network of domestic and international distributors. See The Viking Corporation web site for the closest distributor or contact The Viking Corporation.

### 8. GUARANTEE

For details of warranty, refer to Viking's current list price schedule or contact Viking directly.



**WARNING:** Cancer and Reproductive Harm-  
[www.P65Warnings.ca.gov](http://www.P65Warnings.ca.gov)



## TECHNICAL DATA

## VK3502 QUICK RESPONSE UPRIGHT SPRINKLER (K8.0)

The Viking Corporation, 210 N Industrial Park Drive, Hastings MI 49058

Telephone: 269-945-9501 Technical Services: 877-384-5464 Fax: 269-818-1680 Email: techsvcs@vikingcorp.com

Visit the Viking website for the latest edition of this technical data page [www.vikinggroupinc.com](http://www.vikinggroupinc.com)

**TABLE 1: ORDERING INFORMATION**  
Instructions: Using the sprinkler base part number,  
(1) add the suffix for the desired Finish  
(2) add the suffix for the desired Temperature Rating.

Sprinkler Base Part No.	Size		1: Finishes		2: Temperature Ratings			
	NPT Inch	BSPT mm	Description	Suffix <sup>1</sup>	Nominal Rating	Bulb Color	Max. Ambient Ceiling Temperature <sup>2</sup>	Suffix
19920	1/2	--	Brass	A	135 °F (57 °C)	Orange	100 °F (38 °C)	A
19932	--	15	Chrome	F	155 °F (68 °C)	Red	100 °F (38 °C)	B
			White Polyester <sup>3,5</sup>	M-/W	175 °F (79 °C)	Yellow	150 °F (65 °C)	D
			Black Polyester <sup>3,5</sup>	M-/B	200 °F (93 °C)	Green	150 °F (65 °C)	E
			ENT <sup>3,4,5</sup>	JN	286 °F (141 °C)	Blue	225 °F (107 °C)	G
					Open	--	--	Z

**Example:** 19920MB/W = VK3502 with White Polyester Finish and 155 °F (68 °C) Nominal temperature rating. This sprinkler is to be installed into an area with a maximum ambient temperature of 100 °F (38 °C) meaning if the area will experience temperatures above the maximum ambient rating, you shall use a higher temperature-rated sprinkler.

### Accessories

#### Sprinkler Wrenches (see Figure 1):

- A. Installer Wrench: Part No. 22055 (available since 2017).
- B. Cabinet Wrench: Part No. 20901M/B (available since 2017).
- C. Straight Wrench: Part No. 22940MB

#### Sprinkler Cabinet:

- A. Up to 6 sprinklers: Part number 01724A (available since 1971).
- B. 6-12 Sprinklers: Part number 01725A (available since 1971).

### Footnotes

1. Where a dash (-) is shown in the Finish suffix designation, insert the desired Temperature Rating suffix. See example above.
2. Based on NFPA 13, NFPA 13R, and NFPA 13D. Other limits may apply, depending on fire loading, sprinkler location, and other requirements of the Authority Having Jurisdiction. Refer to specific installation standards.
3. UL Listed as corrosion resistant.
4. FM Approved as a corrosion proofing coating for installation in corrosive environments.
5. The corrosion resistant and corrosion proofing coatings have passed the standard corrosion test required by the approving agencies indicated in the Approval Chart. These tests cannot and do not represent all possible corrosive environments. Prior to installation, verify through the end-user that the coatings are compatible with or suitable for the proposed environment. For automatic sprinklers, the ENT coating is applied to all exposed exterior surfaces, including the waterway.




Figure 1: Sprinkler Wrenches

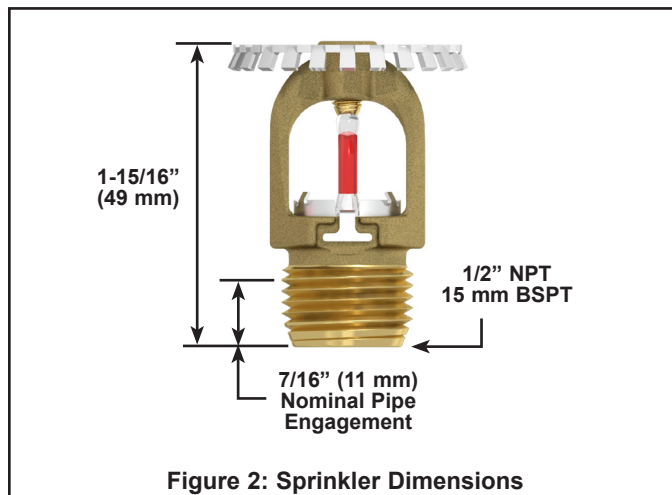


Figure 2: Sprinkler Dimensions



## TECHNICAL DATA

## VK3502 QUICK RESPONSE UPRIGHT SPRINKLER (K8.0)

The Viking Corporation, 210 N Industrial Park Drive, Hastings MI 49058  
 Telephone: 269-945-9501 Technical Services: 877-384-5464 Fax: 269-818-1680 Email: techsvcs@vikingcorp.com  
 Visit the Viking website for the latest edition of this technical data page www.vikinggroupinc.com

<b>APPROVAL CHART</b> <b>Viking Quick Response Upright Sprinkler</b> <b>VK3502 K8.0 (115 metric)</b> <b>Maximum 175 PSI (12 Bar) WWP</b>					Finish(es) → Temperature(s) → A 1 X Escutcheon(s), If applicable →	KEY
Sprinkler Base Part Number <sup>1,6</sup>	Thread Size		Listings and Approvals <sup>2</sup>			
	NPT Inch	BSPT mm	UL	FM		
19920	1/2	--	A1	A1		
19932	--	15	A1	A1		
<b>Approved Temperature Rating Code:</b> <b>A = 135 °F (57 °C), 155 °F (68 °C), 175 °F (79 °C), 200 °F (93 °C), and 286 °F (141 °C)</b>						
<b>Approved Finish Code:</b> <b>1 = Brass, Chrome, White Polyester<sup>3,4</sup>, Black Polyester<sup>3,4</sup>, and ENT<sup>4,5</sup></b>						
<b>Footnotes</b> <sup>1</sup> Base Part number is shown. For complete part number, refer to Viking's current price schedule. <sup>2</sup> This table shows the listings and approvals available at the time of printing. Check with the manufacturer for any additional approvals. <sup>3</sup> Other colors are available upon request with the same Listings and Approvals as the standard colors. <sup>4</sup> cULus Listed as corrosion resistant. <sup>5</sup> FM Approved as corrosion-proofing for installation in corrosive environments. <sup>6</sup> Sprinklers with a K-factor exceeding K5.6 (80.6 metric) with 1/2" NPT (15 mm BSPT) are listed and approved for retrofit only.						

### DESIGN CRITERIA - UL

#### **cULus Listing Requirements:**

The Viking VK3502 Quick Response Upright Sprinkler is cULus Listed as indicated in Approval Chart for installation in accordance with the latest edition of NFPA 13 for standard spray sprinklers.

- Designed for use in Light and Ordinary occupancies.
- The sprinkler installation rules contained in NFPA 13 for standard spray upright sprinklers shall be followed.

**IMPORTANT: Always refer to Form No. F\_091699 - Care and Handling of Sprinklers. Also refer to Form No. F\_080614 for general care, installation, and maintenance information. Viking sprinklers are to be installed in accordance with the latest edition of Viking Technical Data, the appropriate standards of NFPA, LPCB, APSAD, VdS or other similar organizations, and also with the provisions of governmental codes, ordinances, and standards, whenever applicable.**

### DESIGN CRITERIA - FM

#### **FM Approval Requirements:**

The Viking VK3502 Quick Response Upright Sprinkler is FM Approved as quick response Non-Storage upright sprinkler as indicated in the FM Approval Guide. For specific application and installation requirements, reference the latest applicable FM Loss Prevention Data Sheets (including Data Sheet 2-0). FM Global Loss Prevention Data Sheets contain guidelines relating to, but not limited to: minimum water supply requirements, hydraulic design, ceiling slope and obstructions, minimum and maximum allowable spacing, and deflector distance below the ceiling.

**NOTE: The FM Installation guidelines may differ from UL and/or NFPA criteria.**

**IMPORTANT: Always refer to Form No. F\_091699 - Care and Handling of Sprinklers. Also refer to Form No. F\_080614 for general care, installation, and maintenance information. Viking sprinklers are to be installed in accordance with the latest edition of Viking Technical Data, the appropriate standards of NFPA, LPCB, APSAD, VdS or other similar organizations, and also with the provisions of governmental codes, ordinances, and standards, whenever applicable.**



## TECHNICAL DATA

## VK3502 QUICK RESPONSE UPRIGHT SPRINKLER (K8.0)

The Viking Corporation, 210 N Industrial Park Drive, Hastings MI 49058

Telephone: 269-945-9501 Technical Services: 877-384-5464 Fax: 269-818-1680 Email: techsvcs@vikingcorp.com

Visit the Viking website for the latest edition of this technical data page [www.vikinggroupinc.com](http://www.vikinggroupinc.com)

