



TECHNICAL DATA

MICROFAST® QUICK RESPONSE UPRIGHT SPRINKLER VK327 (K4.2)

The Viking Corporation, 210 N Industrial Park Drive, Hastings MI 49058

Telephone: 269-945-9501 Technical Services: 877-384-5464 Fax: 269-818-1680 Email: techsvcs@vikingcorp.com

Visit the Viking website for the latest edition of this technical data page www.vikinggroupinc.com.


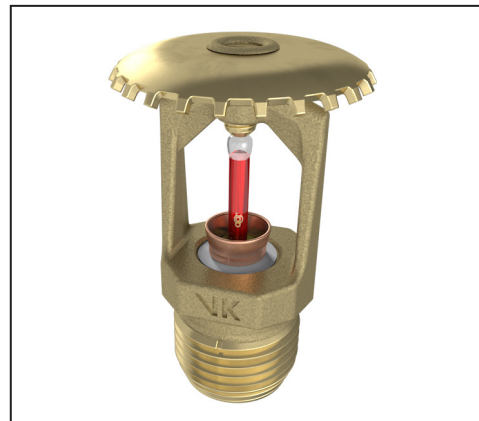
1. DESCRIPTION

The Viking Microfast® Quick Response Upright Sprinkler VK327 is a small, thermosensitive, glass-bulb spray sprinkler available in several different finishes and temperature ratings to meet design requirements. The special Polyester and Electroless Nickel PTFE (ENT) coatings can be used in decorative applications where colors are desired. In addition, these coatings have been investigated for installation in corrosive environments and are listed/approved as indicated in the Approval Chart(s).

2. LISTINGS AND APPROVALS

 **cULus Listed:** Category VNIV

Refer to Approval Chart(s) and Design Criteria for cULus Listing requirements that must be followed.



3. TECHNICAL DATA

Specifications:

Minimum Operating Pressure: 7 psi (0.5 bar)*
 Maximum Working Pressure: 175 psi (12 bar) wwp.
 Factory tested hydrostatic rating: 500 psi (34.5 bar)
 Thread size: 1/2" NPT, 15 mm BSPT
 Nominal K-Factor: 4.2 U.S. (57 metric**)
 Glass-bulb fluid temperature rating: -65 °F (-55 °C)
 Overall Length: 2-1/4" (58 mm)

*cULus Listing, FM Approval, and NFPA 13 installs require a minimum of 7 psi (0.5 bar). The minimum operating pressure for LPCB and CE Approvals ONLY is 5 psi (0.35 bar).

Covered by the following US Patent No.: 4,831,870

Material Standards:

Frame Casting: Brass UNS-C84400
 Deflector: Brass UNS-C23000 or Copper UNS-C19500
 Bushing: Brass UNS-C36000
 Bulb: Glass, nominal 3 mm diameter
 Belleville Spring Sealing Assembly: Nickel Alloy, coated on both sides with PTFE Tape
 Screw: Brass UNS-C36000
 Pip Cap and Insert Assembly: Copper UNS-C11000 and Stainless Steel UNS-S30400
 For Polyester Coated Sprinklers: Belleville Spring-Exposed
 For ENT Coated Sprinklers: Belleville Spring-Exposed, Screw-ENT Plated, Pip Cap-ENT Coated

Ordering Information: (Also refer to the current Viking price list.)

Order Viking Microfast® Quick Response Upright Sprinkler VK327 by first adding the appropriate suffix for the sprinkler finish and then the appropriate suffix for the temperature rating to the sprinkler base part number.

Finish Suffixes: Brass = A, Chrome = F, White Polyester = M-/W, Black Polyester = M-/B and ENT = JN

Temperature Suffixes: 135 °F (57 °C) = A, 155 °F (68 °C) = B, 175 °F (79 °C) = D, 200 °F (93 °C) = E, and 286 F° (141 °C) = G

For example, sprinkler VK327 with a 1/2" NPT thread, Brass finish and a 155 °F (68 °C) temperature rating = Part No. 06719BAB

Available Finishes And Temperature Ratings: Refer to Table 1.

Accessories: (Also refer to the current Viking price list.)

Sprinkler Wrench: Standard Wrench: Part No. 21475M/B (available since 2017)

Sprinkler Cabinets:

A. Six-head capacity: Part No. 01724A (available since 1971)
 B. Twelve-head capacity: Part No. 01725A (available since 1971)

4. INSTALLATION

Refer to appropriate NFPA Installation Standards.



TECHNICAL DATA

MICROFAST® QUICK RESPONSE UPRIGHT SPRINKLER VK327 (K4.2)

The Viking Corporation, 210 N Industrial Park Drive, Hastings MI 49058

Telephone: 269-945-9501 Technical Services: 877-384-5464 Fax: 269-818-1680 Email: techsvcs@vikingcorp.com

Visit the Viking website for the latest edition of this technical data page www.vikinggroupinc.com.

5. OPERATION

During fire conditions, the heat-sensitive liquid in the glass bulb expands, causing the glass to shatter, releasing the pip cap and sealing spring assembly. Water flowing through the sprinkler orifice strikes the sprinkler deflector, forming a uniform spray pattern to extinguish or control the fire.

6. INSPECTIONS, TESTS AND MAINTENANCE

Refer to NFPA 25 for Inspection, Testing and Maintenance requirements.

7. AVAILABILITY

The Viking Microfast® Quick Response Upright Sprinkler VK327 is available through a network of domestic and international distributors. See The Viking Corporation web site for the closest distributor or contact The Viking Corporation.

8. GUARANTEE

For details of warranty, refer to Viking's current list price schedule or contact Viking directly.

TABLE 1: AVAILABLE SPRINKLER TEMPERATURE RATINGS AND FINISHES

Sprinkler Temperature Classification	Sprinkler Nominal Temperature Rating ¹	Maximum Ambient Ceiling Temperature ²	Bulb Color
Ordinary	135 °F (57 °C)	100 °F (38 °C)	Orange
Ordinary	155 °F (68 °C)	100 °F (38 °C)	Red
Intermediate	175 °F (79 °C)	150 °F (65 °C)	Yellow
Intermediate	200 °F (93 °C)	150 °F (65 °C)	Green
High	286 °F (141 °C)	225 °F (107 °C)	Blue

Sprinkler Finishes: Brass, Chrome, White Polyester, Black Polyester and ENT^{3,4}

Corrosion-Resistant Coatings: White Polyester, Black Polyester and ENT^{3,4}


Footnotes

¹ The sprinkler temperature rating is stamped on the deflector.

² Based on NFPA-13. Other limits may apply, depending on fire loading, sprinkler location, and other requirements of the Authority Having Jurisdiction. Refer to specific installation standards.

³ The corrosion resistant coatings have passed the standard corrosion test required by the approving agencies indicated in the Approval Chart(s). These tests cannot and do not represent all possible corrosive environments. Prior to installation, verify through the end-user that the coatings are compatible with or suitable for the proposed environment. For automatic sprinklers, the coatings indicated are applied to the exposed exterior surfaces only. Note that the spring is exposed on sprinklers with Polyester and ENT coatings. For ENT coated automatic sprinklers, the waterway is coated.

⁴ cULus Listed as corrosion resistant.





TECHNICAL DATA

MICROFAST® QUICK RESPONSE UPRIGHT SPRINKLER VK327 (K4.2)

The Viking Corporation, 210 N Industrial Park Drive, Hastings MI 49058
 Telephone: 269-945-9501 Technical Services: 877-384-5464 Fax: 269-818-1680 Email: techsvcs@vikingcorp.com
 Visit the Viking website for the latest edition of this technical data page www.vikinggroupinc.com.

Approval Chart

Microfast® Quick Response
 Upright Sprinkler VK327
 Maximum 175 PSI (12 bar) WWP

KEY	
Temperature	↓
Finish	←
Escutcheon (if applicable)	A1X ←

Base Part Number ¹	SIN	Thread Size		Nominal K-Factor		Overall Length		Listings and Approvals ³
		NPT	BSPT	U.S.	metric ²	Inches	mm	cULus
06719B ⁷	VK327	1/2"	15 mm	4.2	57	2-3/16	56	A1
21269	VK327	1/2"	15 mm	4.2	57	2-3/16	56	A1, B2
<p>Approved Temperature Ratings</p> <p>A - 135 °F (57 °C), 155 °F (68 °C), 175 °F (79 °C), 200 °F (93 °C), and 286 °F (141°C)</p> <p>B - 155 °F (68 °C), 175 °F (79 °C), 200 °F (93 °C), and 286 °F (141°C)</p>							<p>Approved Finishes</p> <p>1 - Brass, Chrome, White Polyester^{5,6}, and Black Polyester^{5,6}</p> <p>2 - ENT⁶</p>	
<p>Footnotes</p> <p>¹ Base part number is shown. For complete part number, refer to Viking's current price schedule.</p> <p>² Metric K-factor measurement shown is when pressure is measured in Bar. When pressure is measured in kPa, divide the metric K-factor shown by 10.0.</p> <p>³ This table shows the listings and approvals available at the time of printing. Check with the manufacturer for any additional approvals.</p> <p>⁴ Listed by Underwriters Laboratories Inc. for us in the U.S. and Canada</p> <p>⁵ Other colors are available on request with the same Listings and Approvals as the standard colors.</p> <p>⁶ cULus Listed as corrosion resistant.</p> <p>⁷ The sprinkler orifice is bushed.</p>								

DESIGN CRITERIA

(Also refer to Approval Chart 1 above.)

cULus Listing Requirements:

The Viking Microfast® Quick Response Upright Sprinkler VK327 is cULus Listed as indicated in Approval Chart 1 for installation in accordance with the latest edition of NFPA 13 for standard spray sprinklers.

- Small orifice sprinklers are limited to Light Hazard where allowed by the installation standards being applied, with hydraulically calculated wet systems only. Exception: 4.2K sprinklers may be installed on hydraulically calculated dry pipe systems where piping is corrosion resistant or internally galvanized.
- The sprinkler installation rules contained in NFPA 13 for standard spray upright sprinklers must be followed.

IMPORTANT: Always refer to Bulletin Form No. F_091699 - Care and Handling of Sprinklers. Also refer to page F_080614 for general care, installation, and maintenance information. Viking sprinklers are to be installed in accordance with the latest edition of Viking Technical Data, the appropriate standards of NFPA, FM Global, LPCB, APSAD, VdS or other similar organizations, and also with the provisions of governmental codes, ordinances, and standards, whenever applicable.