

ENVIRONMENTAL PRODUCT DECLARATION

STEEL TUBES

HOLLOW STRUCTURAL SECTIONS, MECHANICAL TUBE, AND SPRINKLER PIPE
BULL MOOSE TUBE COMPANY



Steel tubes produced in Bull Moose Tube facility.



- **Experienced:** For more than half a century, we have delivered steel pipe and tube that meets rigorous safety and mechanical specifications in a vast array of applications.
- **Responsive:** We understand that service is crucial in this business. Our seven manufacturing plants throughout North America and our customer-focused sales team ensure flexibility and numerous production options.
- **Innovation:** We work to improve your products safety, quality and manufacturing costs with advantages such as the strongest, lightest steel, the most precise tolerances in our field and maximum-flow sprinkler pipe.



ENVIRONMENTAL PRODUCT DECLARATION






HOLLOW STRUCTURAL SECTIONS, MECHANICAL TUBE, AND SPRINKLER PIPE
 ACCORDING TO ASTM A135, A500, A513, A795, A847, AND A1085

According to ISO 14025

This declaration is an environmental product declaration (EPD) in accordance with ISO 14025. EPDs rely on Life Cycle Assessment (LCA) to provide information on a number of environmental impacts of products over their life cycle. Exclusions: EPDs do not indicate that any environmental or social performance benchmarks are met, and there may be impacts that they do not encompass. LCAs do not typically address the site-specific environmental impacts of raw material extraction, nor are they meant to assess human health toxicity. EPDs can complement but cannot replace tools and certifications that are designed to address these impacts and/or set performance thresholds – e.g. Type 1 certifications, health assessments and declarations, environmental impact assessments, etc. Accuracy of Results: EPDs regularly rely on estimations of impacts, and the level of accuracy in estimation of effect differs for any particular product line and reported impact. Comparability: EPDs are not comparative assertions and are either not comparable or have limited comparability when they cover different life cycle stages, are based on different product category rules or are missing relevant environmental impacts. EPDs from different programs may not be comparable.



PROGRAM OPERATOR	UL Environment
DECLARATION HOLDER	Bull Moose Tube Company
DECLARATION NUMBER	11311928.101.1
DECLARED PRODUCT	Steel tube
REFERENCE PCR	North American PCR for Designated Steel Construction Products, v1.0, 2015
DATE OF ISSUE	September 28, 2016
PERIOD OF VALIDITY	5 Years
CONTENTS OF THE DECLARATION	Product definition and information about building physics Information about basic material and the material's origin Description of the product's manufacture Indication of product processing Information about the in-use conditions Life cycle assessment results Testing results and verifications
The PCR review was conducted by:	UL Provided
	Chair: Thomas Gloria
	info@SCSglobalservices.com
This declaration was independently verified in accordance with ISO 14025 by Underwriters Laboratories <input type="checkbox"/> INTERNAL <input checked="" type="checkbox"/> EXTERNAL	 Wade Stout, UL Environment
	 Thomas P. Gloria, Industrial Ecology Consultants
This life cycle assessment was independently verified in accordance with ISO 14044 and the reference PCR by:	 Thomas P. Gloria, Industrial Ecology Consultants



HOLLOW STRUCTURAL SECTIONS, MECHANICAL TUBE, AND SPRINKLER PIPE
ACCORDING TO ASTM A135, A500, A513, A795, A847, AND A1085

According to ISO 14025

Product Definition

Manufacturer Description

Bull Moose Tube is a division of Bull Moose Industries. Founded in 1962, Bull Moose Tube boasts more than a half-century of steadfast commitment to serving customers requiring steel pipe and tube. Our products demonstrate our enduring commitment to quality, innovation and service.

One key contributor to our quality is our unique manufacturing method. Bull Moose utilizes the direct form process to produce HSS, eliminating a parent round tube prior to forming a square or rectangle profile. This approach enables us to start with only the highest grade steel, reduce residual stresses, form sharper corners, craft the straightest tube, and make the most consistent welds. As result of our high quality products, we are one of the leading suppliers of steel tube.

This environmental product declaration (EPD) represents steel tubes produced by Bull Moose Tube Company at the following manufacturing sites:

- Burlington, ON
- Casa Grande, AZ
- Chicago Heights, IL
- Elkhart, IN
- Gerald, MO
- Masury, OH
- Trenton, GA

Product Description

Steel tubes covered under this declaration represent hollow structural sections, mechanical tube, and sprinkler pipe. These products can have circular, square, or rectangular cross sections, and are widely used in building, bridge, and industrial projects.

Application and Codes of Practice

Steel tubes produced by Bull Moose are defined by the following ASTM standards:

ASTM A135	Standard Specification for Electric-Resistance-Welded Steel Pipe
ASTM A500	Standard Specification for Cold-Formed Welded and Seamless Carbon Steel Structural Tubing in Rounds and Shapes
ASTM A513	Standard Specification for Electric-Resistance-Welded Carbon and Alloy Steel Mechanical Tubing
ASTM A795	Standard Specification for Black and Hot-Dipped Zinc-Coated (Galvanized) Welded and Seamless Steel Pipe for Fire Protection Use
ASTM A847	Standard Specification for Cold-Formed Welded and Seamless High-Strength, Low-Alloy Structural Tubing with Improved Atmospheric Corrosion Resistance
ASTM A1085	Standard Specification for Cold-Formed Welded Carbon Steel Hollow Structural Sections (HSS)






HOLLOW STRUCTURAL SECTIONS, MECHANICAL TUBE, AND SPRINKLER PIPE
 ACCORDING TO ASTM A135, A500, A513, A795, A847, AND A1085

According to ISO 14025

Life Cycle Stages

The life cycle stages for steel tubes are summarized in the flow diagram shown in the figure below. Only the cradle-to-gate performance is considered in the analysis.



Raw Materials

Hollow structural sections are manufactured entirely from steel. They do not contain any materials or substances for which there exists a route to exposure that leads to humans or flora/fauna in the environment being exposed to said materials or substances at levels exceeding safe health thresholds. Steel production was represented by background datasets for hot-rolled coil as published by worldsteel.

Inbound Transportation

Inbound transportation distances and modes for steel and ancillary manufacturing materials (e.g., lubricants and cutting blades) were collected from Bull Moose.

Manufacturing

The major input to steel tube production is the hot-rolled coil itself. However, small amounts of process materials are needed, such as lubricants for the machines. Energy is also needed to roll-form the steel into tubes and weld coil edges together. Metal scrap generated during manufacturing is recycled externally. Fabrication and galvanization typically take place after steel tube production and are not included in this environmental product declaration.

Requirements for Underlying Life Cycle Assessment

A “cradle-to-gate” analysis using life cycle assessment (LCA) methodology was conducted for this EPD. The analysis was done according to the product category rule (PCR) for Designated Steel Construction Products and followed LCA principles, requirements and guidelines laid out in the ISO 14040/14044 standards. As such, EPDs of construction products may not be comparable if they do not comply with the same PCR. While the intent of the PCR is to increase comparability, there may still be differences among EPDs that comply with the same PCR (e.g., due to differences in system boundaries, background data, etc.).

Declared unit

The declared unit for this EPD is one metric ton of steel construction product. Note that comparison of EPD results on a mass basis, alone, is insufficient and should consider the technical performance of the product.

Name	Required Unit	Optional Unit
Declared Unit	metric ton	short ton
Density	7,800 kg / m ³	487 lbs. / ft. ³





HOLLOW STRUCTURAL SECTIONS, MECHANICAL TUBE, AND SPRINKLER PIPE
 ACCORDING TO ASTM A135, A500, A513, A795, A847, AND A1085

According to ISO 14025

System Boundaries

The “cradle-to-gate” life cycle stages represent the product stage (information modules A1-A3) and include:

- A1: all extraction and processing of raw materials, any reuse of products or materials from a previous product system, processing of secondary materials, and any energy recovery or other recovery processes from secondary fuels;
- A2: all transportation to the factory gate and all internal transport;
- A3: generation of electricity from primary energy resources, including upstream processes; production of all ancillary materials, pre-products, products, and co-products, including any packaging; emissions from on-site fuel combustion.

Product Stage			Construction Stage		Use Stage					End-of-Life Stage				Benefits & Loads
A1	A2	A3	A4	A5	B1	B2	B3	B4	B5	C1	C2	C3	C4	D
Raw materials supply	Transport	Manufacturing	Transport	Installation	Use	Maintenance	Repair	Replacement	Refurbishment	De-construction	Transport	Waste processing	Disposal	Reuse, recovery, recycling potential
<i>EXCLUDED FROM THIS STUDY</i>														

This EPD represents 2015 steel tube production in the United States as produced by Bull Moose.

Assumptions

All of the raw materials and energy inputs have been modeled using processes and flows that closely follow actual production data on raw materials and processes. All of the reported material and energy flows have been accounted for.

Allocation

No allocation is needed for upstream data (energy and materials) during manufacturing. Allocation of background data (energy and materials) taken from the GaBi 2016 databases is documented online at <http://www.gabi-software.com/international/support/gabi/>.

Cut-off Criteria

The cut-off criteria for including or excluding materials, energy and emissions data of the study are as follows:

- Mass: If a flow is less than 1% of the cumulative mass of the model it may be excluded, providing its environmental relevance is not a concern.
- Energy: If a flow is less than 1% of the cumulative energy of the model it may be excluded, providing its





HOLLOW STRUCTURAL SECTIONS, MECHANICAL TUBE, AND SPRINKLER PIPE
 ACCORDING TO ASTM A135, A500, A513, A795, A847, AND A1085

According to ISO 14025

environmental relevance is not a concern.

- Environmental relevance: If a flow meets the above criteria for exclusion, yet is thought to potentially have a significant environmental impact, it was included.

Capital goods for the production processes (machines, buildings, etc.) were not taken into consideration.

Life Cycle Assessment Results and Analysis

Life cycle assessment results are presented per metric ton of steel product, the required reporting unit, and per short ton of steel product, the optional reporting unit. Primary energy use represents lower heating value (LHV).

Note: worldsteel life cycle inventories for steel products do not include potential environmental impacts for certain alloying elements—in particular, silico-manganese. These elements were excluded from the analysis due to lack of available data at the time the worldsteel LCIs were conducted. Thus EPDs based on worldsteel steel data cannot be compared with EPDs whose steel LCIs include the alloying elements due to differences in scope.

Use of Energy and Material Resources

Primary Energy	Results per metric ton		Results per short ton	
Use of renewable primary energy resources excluding those used as raw materials	514	MJ	4.42E+05	BTU
Use of renewable primary energy resources as raw materials	112	MJ	9.62E+04	BTU
Total use of renewable primary energy resources	626	MJ	5.38E+05	BTU
Use of non-renewable primary energy resources excluding those used as raw materials	25,300	MJ	2.18E+07	BTU
Use of non-renewable primary energy resources as raw materials	0.7	MJ	5.70E+02	BTU
Total use of non-renewable primary energy resources	25,300	MJ	2.18E+07	BTU

Material Resource Use	Results per metric ton		Results per short ton	
Use of secondary material	0.159	metric ton	0.159	short ton
Use of renewable secondary fuels	0	MJ	0	BTU
Use of non-renewable secondary fuels	0	MJ	0	BTU
Net use of fresh water*	(n/a)	m ³	(n/a)	gallons

* Net use of fresh water is not reported in this EPD due to lack of consistent water data in worldsteel's steel plate dataset. worldsteel is currently working to update its data; once these data are published, net use of fresh water results can be calculated and reported.





HOLLOW STRUCTURAL SECTIONS, MECHANICAL TUBE, AND SPRINKLER PIPE
 ACCORDING TO ASTM A135, A500, A513, A795, A847, AND A1085

According to ISO 14025

Life Cycle Impact Assessment

Parameter	Results per metric ton		Results per short ton	
Impact Assessment Method: TRACI 2.1				
Global warming potential (GWP)	2.21E+00	metric ton CO ₂ eq	2.21E+00	short ton CO ₂ eq
Depletion potential of the stratospheric ozone layer (ODP)	2.29E-08	metric ton CFC-11 eq	2.29E-08	short ton CFC-11 eq
Acidification potential of soil and water (AP)	8.09E-03	metric ton SO ₂ eq	8.09E-03	short ton SO ₂ eq
Eutrophication potential (EP)	4.03E-04	metric ton N eq	4.03E-04	short ton N eq
Formation potential of tropospheric ozone (POCP)	1.08E-01	metric ton O ₃ eq	1.08E-01	short ton O ₃ eq
Impact Assessment Method: CML2001 (version v4.1)				
Abiotic depletion potential (ADP-elements)*	3.40E-08	metric ton Sb eq	3.40E-08	short ton Sb eq
Abiotic depletion potential (ADP-fossil)	2.45E+04	MJ	2.11E+07	BTU

* This indicator is based on assumptions regarding current reserves estimates; therefore, caution is necessary when interpreting results because there is insufficient information on which indicator is best for assessing the depletion of abiotic resources.

Other Environmental Information

Parameter	Results per metric ton		Results per short ton	
Hazardous waste disposed	(n/a)	metric ton	(n/a)	short ton
Non-hazardous waste disposed	(n/a)	metric ton	(n/a)	short ton
Radioactive waste disposed	3.30E-04	metric ton	3.30E-04	short ton
Components for re-use	0	metric ton	0	short ton
Materials for recycling	0	metric ton	0	short ton
Materials for energy recovery	0	metric ton	0	short ton
Exported energy	0	MJ per energy carrier	0	BTU per energy carrier

* Hazardous and non-hazardous waste disposed are not reported in this EPD due to lack of waste inventory data in worldsteel's hot rolled coil dataset.





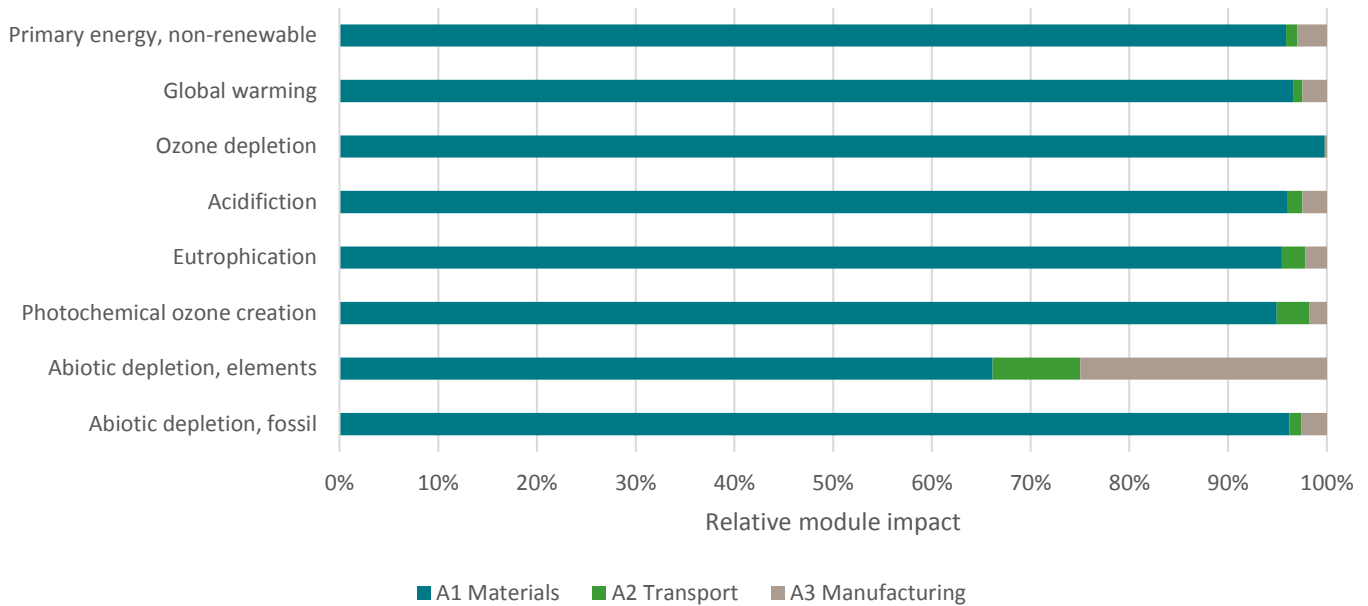
HOLLOW STRUCTURAL SECTIONS, MECHANICAL TUBE, AND SPRINKLER PIPE
 ACCORDING TO ASTM A135, A500, A513, A795, A847, AND A1085

According to ISO 14025

Visualization of Life Cycle Impact Assessment

The diagram in this section illustrates the degree to which the modules drive non-renewable energy demand and the major impact categories.

Energy and Impact Assessment Categories



Data Quality Assessment

Temporal representativeness: All primary data were collected for 12-consecutive months during the 2014 and 2015 calendar years. All secondary data come from the GaBi 2016 databases and are representative of the years 2007-2015. Therefore, temporal representativeness is warranted. **Geographical representativeness:** All primary and secondary data were collected specific to the countries or regions under study. Whenever country-specific background data were not readily available, U.S., European, or global data were used as proxies. Geographical representativeness is considered to be high. **Technological representativeness:** Primary data were collected for the production of steel tubes by Bull Moose and represent the manufacturing technologies in use. All other major contributors to results are either representative of North America or of the technology-specific technology mix (e.g., electricity grid). Where technology-specific secondary data were unavailable, proxy data were used. Technological representativeness is considered to be high. **Precision:** As the majority of the relevant foreground data are measured data or calculated based on primary information sources of the owner of the technology, precision is considered to be high. All background data are sourced from GaBi databases with the documented precision (<http://www.gabi-software.com/international/support/gabi/>).





HOLLOW STRUCTURAL SECTIONS, MECHANICAL TUBE, AND SPRINKLER PIPE
ACCORDING TO ASTM A135, A500, A513, A795, A847, AND A1085

According to ISO 14025

Additional Environmental Information

Bull Moose recycles 100% of its steel scrap, from particles generated from band saw cuttings to full-length HSS that does not meet quality control standards. Production fluids such as deionized water and mill coolant are all captured, filtered, and reused. Additionally, production plant lighting is energy efficient and relies on motion sensors to only turn on when personnel enter the area.

Disclaimer: This Environmental Product Declaration (EPD) conforms to ISO 14025, ISO 14040, ISO 14044, and ISO 21930.

Scope of Results Reported: The PCR requires the reporting of a limited set of LCA metrics; therefore, there may be relevant environmental impacts beyond those disclosed by this EPD. The EPD does not indicate that any environmental or social performance benchmarks are met nor thresholds exceeded.

Accuracy of Results: This EPD has been developed in accordance with the PCR applicable for the identified product following the principles, requirements and guidelines of the ISO 14040, ISO 14044, ISO 14025 and ISO 21930 standards. The results in this EPD are estimations of potential impacts. The accuracy of results in different EPDs may vary as a result of value choices, background data assumptions and quality of data collected.

Comparability: EPDs are not comparative assertions and are either not comparable or have limited comparability when they cover different life cycle stages, are based on different product category rules or are missing relevant environmental impacts. Such comparisons can be inaccurate, and could lead to the erroneous selection of materials or products which are higher-impact, at least in some impact categories. Any comparison of EPDs shall be subject to the requirements of ISO 21930. For comparison of EPDs which report different module scopes, such that one EPD includes Module D and the other does not, the comparison shall only be made on the basis of Modules A1, A2 and A3. Additionally, when Module D is included in the EPDs being compared, all EPDs must use the same methodology for calculation of Module D values.

Contact Information

Study Commissioner



Bull Moose Tube Company
1819 Clarkson Road
Chesterfield, MO 63017
+1 (636) 537-2600
<http://www.bullmoosetube.com/>

LCA Practitioner



thinkstep

thinkstep, inc.
+1 (617) 247-4477
info@thinkstep.com
<http://www.thinkstep.com>

