



TECHNICAL DATA

STANDARD RESPONSE CONCEALED PENDENT SPRINKLER VK202-D (K8.0)

The Viking Corporation, 210 N Industrial Park Drive, Hastings MI 49058
 Telephone: 269-945-9501 Technical Services: 877-384-5464 Fax: 269-818-1680 Email: techsvcs@vikingcorp.com
 Visit the Viking website for the latest edition of this technical data page: www.vikinggroupinc.com

1. DESCRIPTION

Viking Standard Response Concealed Pendent Sprinklers are thermosensitive glass bulb spray sprinklers pre-assembled with a threaded adapter for installation with a domed cover that provides up to 1/2" (13 mm) of vertical adjustment. The cover plate is available with several decorative finishes to meet design requirements. The Electroless Nickel PTFE (ENT) finish has been investigated for installation in corrosive environments and is listed/approved as indicated in the Approval Charts. The ENT finish is only available for the sprinkler assembly, the cover plate is not plated. The two-piece design allows installation and testing of the sprinkler prior to installation of the cover plate. The "push-on", "thread-off" design of the concealed cover plate assembly allows easy installation of the cover plate after the system has been tested and the ceiling finish has been applied. The cover assembly can be removed and reinstalled, allowing temporary removal of ceiling panels without taking the sprinkler system out of service or removing the sprinkler.



2. LISTINGS AND APPROVALS



cULus Listed: Category VNIV

FM Approved: Classes 2015



WARNING: Cancer and Reproductive Harm-
www.P65Warnings.ca.gov

Refer to the Approval Charts and Design Criteria for Listing and Approval requirements that must be followed.

3. TECHNICAL DATA

Specifications:

Minimum Operating Pressure: 7 psi (0.5 bar)
 Maximum Working Pressure: 175 psi (12 bar).
 Factory tested hydrostatically to 500 psi (34.5 bar).
 Thread Size: 3/4" (20 mm) NPT
 Nominal K-Factor: 8.0 U.S. (115.2 metric*)

* Metric K-factor measurement shown is when pressure is measured in Bar. When pressure is measured in kPa, divide the metric K-factor shown by 10.0.

Glass-bulb fluid temperature rated to -65 °F (-55 °C)
 Overall Length (sprinkler body): 2-5/16" (59 mm)

Material Standards:

Frame Casting: Brass UNS-C84400
 Deflector: Phosphor Bronze UNS-C51000 or Copper UNS-C19500
 Bulb: Glass, nominal 5 mm diameter
 Belleville Spring Sealing Assembly: Nickel Alloy, coated on both sides with PTFE Tape
 Compression Screw: Brass UNS-C36000
 Pip Cap and Insert Assembly: Copper UNS-C11000 and Stainless Steel UNS-S30400
 Cover Adapter: Cold Rolled Steel UNS-G10080, Finish: Clear Chromate over Zinc Plating

Cover Assembly Materials:

Cover Plate Assembly: Copper UNS-C11000 and Brass UNS-C26800
 Spring: Beryllium Nickel
 Solder: Eutectic

Ordering Information: (Also refer to the current Viking price list.)

Viking Standard Response Concealed Pendent Sprinkler VK202 and Cover Plate Assembly must be ordered separately:

Sprinkler: Base Part No. 10142A-X for brass finish, and 10142JN-X for ENT finish (includes sprinkler and adapter pre-assembled, with a protective plastic cap covering the unit)

Specify sprinkler temperature rating by adding the appropriate suffix for the temperature rating to the base part number:

Temperature Suffix: 155 °F (68 °C) = B, 175 °F (79 °C) = D, 200 °F (93 °C) = E

For example, concealed sprinkler VK202, brass finish, with a 155 °F (68 °C) temperature rating = 10142ABX.

NOTE: When ordering this sprinkler using the SIN, add suffix -D. For example, concealed sprinkler VK202 = VK202-D.



TECHNICAL DATA

STANDARD RESPONSE CONCEALED PENDENT SPRINKLER VK202-D (K8.0)

The Viking Corporation, 210 N Industrial Park Drive, Hastings MI 49058

Telephone: 269-945-9501 Technical Services: 877-384-5464 Fax: 269-818-1680 Email: techsvcs@vikingcorp.com
Visit the Viking website for the latest edition of this technical data page: www.vikinggroupinc.com

Cover Plate Assembly: Base Part No. 12381

Specify finish and temperature rating of the cover plate assembly by adding the appropriate suffixes for the finish and the cover temperature rating to the base part number:

Finish Suffix: Polished Chrome = F, Painted White = M-W, Painted Ivory = M-I, and Painted Black = M-B

Temperature Suffix: 135 °F (57 °C) = A (for use with 155 °F (68 °C) rated sprinklers only), 165 °F (74 °C) = C (for use with 175 °F (79 °C) or 200 °F (93 °C) rated sprinklers).

For example, cover 12381 with a Polished Chrome finish and a 135 °F (57 °C) temperature rating = 12381FA.

Available Finishes And Temperature Ratings: Refer to Table 1.

Accessories: (Also refer to the Viking website.)

Sprinkler Wrench: Part No. 13577W/B** (available since 2006)

**A ½" ratchet is required (not available from Viking).

Sprinkler Cabinet: Part No. 01731A (available since 1971)

4. INSTALLATION

Refer to appropriate NFPA Installation Standards.

5. OPERATION

During fire conditions, when the temperature around the sprinkler approaches its operating temperature, the cover plate detaches. Continued heating of the exposed sprinkler causes the heat-sensitive liquid in the glass bulb to expand and the bulb to shatter, releasing the pip cap and sealing spring assembly. Water flowing through the sprinkler orifice strikes the sprinkler deflector, forming a uniform spray pattern to extinguish or control the fire.

6. INSPECTIONS, TESTS AND MAINTENANCE

Refer to NFPA 25 for Inspection, Testing and Maintenance requirements.

7. AVAILABILITY

The Viking Standard Response Concealed Pendent Sprinklers are available through a network of domestic and international distributors. See The Viking Corporation web site for the closest distributor or contact The Viking Corporation.

8. GUARANTEE

For details of warranty, refer to Viking's current list price schedule or contact Viking directly.

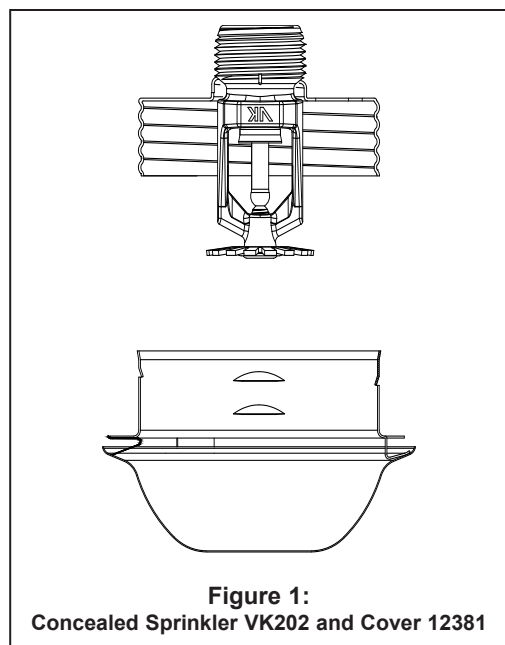


Figure 1:
Concealed Sprinkler VK202 and Cover 12381



TECHNICAL DATA

**STANDARD RESPONSE
CONCEALED PENDENT
SPRINKLER VK202-D (K8.0)**

The Viking Corporation, 210 N Industrial Park Drive, Hastings MI 49058
 Telephone: 269-945-9501 Technical Services: 877-384-5464 Fax: 269-818-1680 Email: techsvcs@vikingcorp.com
 Visit the Viking website for the latest edition of this technical data page: www.vikinggroupinc.com

TABLE 1: AVAILABLE SPRINKLER TEMPERATURE RATINGS AND FINISHES

Sprinkler Temperature Classification	Sprinkler Nominal Temperature Rating ¹	Maximum Ambient Ceiling Temperature ²	Bulb Color
Ordinary	155 °F (68 °C)	100 °F (38 °C)	Red
Intermediate	175 °F (79 °C)	150 °F (65 °C)	Yellow
Intermediate	200 °F (93 °C)	150 °F (65 °C)	Green

Cover Plate Finishes: Polished Chrome, Painted White, Painted Ivory, and Painted Black

Sprinkler Finishes: Brass or ENT

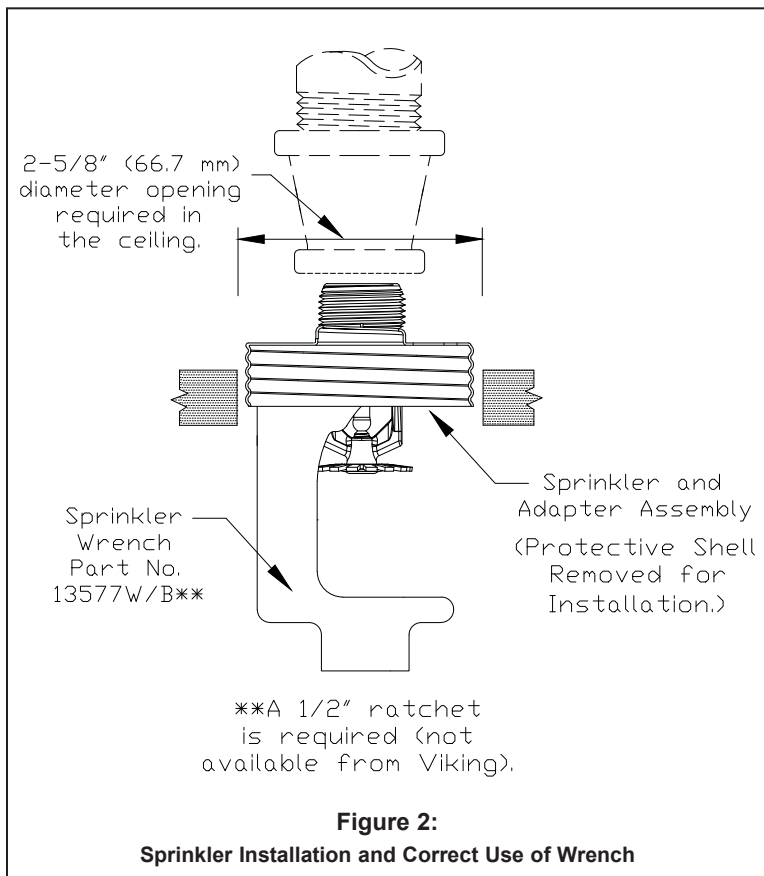
Corrosion-Resistant Coatings³: ENT

Footnotes

¹ The sprinkler temperature rating is stamped on the deflector.

² Based on NFPA-13. Other limits may apply, depending on fire loading, sprinkler location, and other requirements of the Authority Having Jurisdiction. Refer to specific installation standards.

³ The corrosion-resistant coatings have passed the standard corrosion test required by the approving agencies indicated in the Approval Charts. These tests cannot and do not represent all possible corrosive environments. Prior to installation, verify through the end-user that the coatings are compatible with or suitable for the proposed environment. For automatic sprinklers, the ENT coating is applied to all exposed exterior surfaces, including the waterway. For ENT coated sprinklers the bellville spring is exposed.





TECHNICAL DATA

STANDARD RESPONSE CONCEALED PENDENT SPRINKLER VK202-D (K8.0)

The Viking Corporation, 210 N Industrial Park Drive, Hastings MI 49058
 Telephone: 269-945-9501 Technical Services: 877-384-5464 Fax: 269-818-1680 Email: techsvcs@vikingcorp.com
 Visit the Viking website for the latest edition of this technical data page: www.vikinggroupinc.com

Approval Chart 1 (UL)

Standard Response Concealed Pendent Sprinklers
 Maximum 175 PSI (12 bar) WWP

—	Sprinkler Temperature Rating
—	Cover Plate Temperature Rating
AW1	Cover Plate Finish KEY

Sprinkler Base Part Number ¹	SIN	NPT Thread Size		Nominal K-Factor		Overall Length (Sprinkler Body)		Listings and Approvals ³ (Refer also to Design Criteria below.)	
		Inch	mm	U.S.	metric ²	Inches	mm	cULus ⁴	
10142A-X	VK202	3/4"	20	8.0	115.2	2-5/16"	59	AW1, BX1	
10142JN-X ⁶	VK202	3/4"	20	8.0	115.2	2-5/16"	59	AW1, BX1	
Sprinkler Temperature Ratings A - 155 °F (68 °C) B - 175 °F (79 °C) and 200 °F (93 °C)				Cover Plate Assembly Temp. Ratings⁵ W - 135 °F (57 °C) cover 12381 ¹ X - 165 °F (74 °C) cover 12381 ¹				Finishes of the Cover Plate Assembly⁷ 1 - Polished Chrome, Painted White, Painted Ivory, or Painted Black	
Footnotes									
¹ Part number shown is the base part number. For complete part number, refer to current Viking price list schedule. ² Metric K-factor measurement shown is when pressure is measured in Bar. When pressure is measured in kPa, divide the metric K-factor shown by 10.0. ³ This chart shows the listings and approvals available at the time of printing. Other approvals may be in process. Check with the manufacturer for any additional approvals. ⁴ Listed by Underwriter's Laboratories for use in the U.S. and Canada. ⁵ The 135 °F (57 °C) cover has an orange label. The 165 °F (74 °C) cover has a white label. ⁶ cULus Listed as corrosion-resistant. ⁷ Standard painted finishes consist of Polyester Baked Enamel. Other paint colors are available on request with the same listings as the standard paint colors. Listings and approvals apply for any paint manufacturer. Contact Viking for additional information. NOTE: Custom colors are indicated on a label inside the cover assembly. Refer to Figure 3.									

DESIGN CRITERIA - UL

(Also refer to Approval Chart 1 above.)

cULus Listing Requirements:

Viking Standard Response Concealed Pendent Sprinklers are cULus Listed as indicated in Approval Chart 1 for installation in accordance with the latest edition of NFPA 13 for standard spray sprinklers.

- Designed for use in Light, Ordinary, and Extra Hazard occupancies.
- Protection areas and maximum spacing shall be in accordance with the tables provided in NFPA 13.
- Minimum spacing allowed is 6 ft. (1.8 m) unless baffles are installed in accordance with NFPA 13.
- Minimum distance from walls is 4 in. (102 mm).
- Maximum distance from walls shall be no more than one-half of the allowable distance between sprinklers. The distance shall be measured perpendicular to the wall.
- The sprinkler installation rules contained in NFPA 13 for standard spray pendent sprinklers must be followed.
- **DEFLECTOR POSITION:** Install Concealed Pendent Sprinkler VK202 with the deflector 3/8" (9.5 mm) to 7/8" (22.2 mm) below the ceiling. Refer to Figures 2 and 4.

NOTE: Concealed sprinklers must be installed in neutral or negative pressure plenums only.

IMPORTANT: Always refer to Bulletin Form No. F_091699 - Care and Handling of Sprinklers. Also refer to page F_080614 for general care, installation, and maintenance information. Viking sprinklers are to be installed in accordance with the latest edition of Viking technical data, the appropriate standards of NFPA, LPCB, APSAD, VdS or other similar organizations, and also with the provisions of governmental codes, ordinances, and standards, whenever applicable.



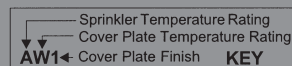
TECHNICAL DATA

STANDARD RESPONSE CONCEALED PENDENT SPRINKLER VK202-D (K8.0)

The Viking Corporation, 210 N Industrial Park Drive, Hastings MI 49058
 Telephone: 269-945-9501 Technical Services: 877-384-5464 Fax: 269-818-1680 Email: techsvcs@vikingcorp.com
 Visit the Viking website for the latest edition of this technical data page: www.vikinggroupinc.com

Approval Chart 2 (FM)

Standard Response Concealed Pendent Sprinklers
 Maximum 175 PSI (12 bar) WWP



Sprinkler Base Part Number ¹	SIN	NPT Thread Size		Nominal K-Factor		Overall Length (Sprinkler Body)		FM Approvals ³ (Refer also to Design Criteria below.)	
		Inch	mm	U.S.	metric ²	Inches	mm		
10142A-X	VK202	3/4"	20	8.0	115.2	2-5/16"	59	AW1, BX1	
10142JN-X ⁶	VK202	3/4"	20	8.0	115.2	2-5/16"	59	AW1, BX1	
Sprinkler Temperature Ratings A - 155 °F (68 °C) B - 175 °F (79 °C) and 200 °F (93 °C)				Cover Plate Assembly Temp. Ratings⁴ W - 135 °F (57 °C) cover 12381 ¹ X - 165 °F (74 °C) cover 12381 ¹				Finishes of the Cover Plate Assembly⁵ 1 - Polished Chrome, Painted White, Painted Ivory, or Painted Black	

Footnotes

- ¹ Part number shown is the base part number. For complete part number, refer to current Viking price list schedule.
- ² Metric K-factor measurement shown is when pressure is measured in Bar. When pressure is measured in kPa, divide the metric K-factor shown by 10.0.
- ³ This chart shows the FM Approvals available at the time of printing. Other approvals may be in process. Check with the manufacturer for any additional approvals.
- ⁴ The 135 °F (57 °C) cover has an orange label. The 165 °F (74 °C) cover has a white label.
- ⁵ Standard painted finishes consist of Polyester Baked Enamel. Other paint colors are available on request with the same listings as the standard paint colors. Approvals apply for any paint manufacturer. Contact Viking for additional information.
- ⁶ FM approved as corrosion resistant.

NOTE: Custom colors are indicated on a label inside the cover assembly. Refer to Figure 3.

DESIGN CRITERIA - FM

(Also refer to Approval Chart 2 above.)

FM Approval Requirements:

Viking Concealed Pendent Sprinkler VK202-D is FM Approved as a standard response **Non-Storage** concealed pendent sprinkler as indicated in the FM Approval Guide. For specific application and installation requirements, reference the latest applicable FM Loss Prevention Data Sheets (including Data Sheet 2-0). FM Global Loss Prevention Data Sheets contain guidelines relating to, but not limited to: minimum water supply requirements, hydraulic design, ceiling slope and obstructions, minimum and maximum allowable spacing, and deflector distance below the ceiling.

- **DEFLECTOR POSITION:** Install Concealed Pendent Sprinkler VK202 with the deflector 3/8" (9.5 mm) to 7/8" (22.2 mm) below the ceiling. Refer to Figures 2 and 4.

NOTE: The FM installation guidelines may differ from cULus and/or NFPA criteria.

IMPORTANT: Always refer to Bulletin Form No. F_091699 - Care and Handling of Sprinklers. Also refer to page F_080614 for general care, installation, and maintenance information. Viking sprinklers are to be installed in accordance with the latest edition of Viking technical data, the appropriate standards of NFPA, FM Global, LPCB, APSAD, VdS or other similar organizations, and also with the provisions of governmental codes, ordinances, and standards, whenever applicable.



TECHNICAL DATA

STANDARD RESPONSE
CONCEALED PENDENT
SPRINKLER VK202-D (K8.0)

The Viking Corporation, 210 N Industrial Park Drive, Hastings MI 49058
 Telephone: 269-945-9501 Technical Services: 877-384-5464 Fax: 269-818-1680 Email: techsvcs@vikingcorp.com
 Visit the Viking website for the latest edition of this technical data page: www.vikinggroupinc.com

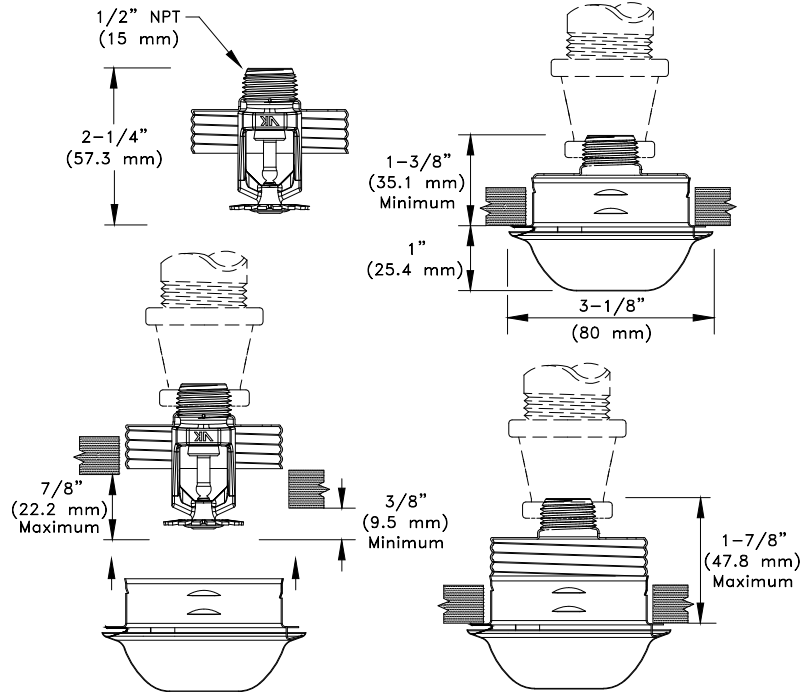


Figure 4: Concealed Sprinkler VK202 Dimensions and Cover Installation