



TECHNICAL DATA

SPRINKLER WRENCHES AND CABINETS

The Viking Corporation, 210 N Industrial Park Drive, Hastings MI 49058

Telephone: 269-945-9501 Technical Services: 877-384-5464 Fax: 269-818-1680 Email: techsvcs@vikingcorp.com

Visit the Viking website for the latest edition of this technical data page www.vikinggroupinc.com

1. DESCRIPTION


A. Sprinkler Cabinets

Viking sprinkler cabinets are metal enclosures constructed to store an emergency supply of spare sprinklers and a sprinkler installation wrench.

NFPA 13 requires a representative number of each type and temperature rating of sprinkler head to be kept in a cabinet on the premises. NFPA 13 also requires a special sprinkler wrench to be provided in the cabinet. This allows for immediate removal and replacement of sprinklers that have operated or that have become damaged.

Stock of spare sprinklers should include sprinklers of all the types and temperature ratings as are installed in the sprinkler system, in the following quantities:

Number of Sprinklers in the System	Minimum Number of Spare Sprinklers Required
Under 300	6
300-1,000	12
Over 1,000	24



B. Sprinkler Wrenches

Viking sprinkler wrenches are special installation tools specifically designed for use with the various Viking sprinklers and spray nozzles. The appropriate wrenches must be used with the indicated sprinklers and nozzles to provide the proper leverage when tightening sprinklers or nozzles and to minimize slippage during installation.

Using wrenches other than the ones designated for installation may damage the sprinkler. Refer to Tables 2a and 2b and the appropriate sprinkler or spray nozzle data page for the correct installation wrenches that must be used.

Wrenches 21475M/B, 10896W/B, 07297W/B, 05118CW/B, 13635W/B, and 16888M/B provide the amount of leverage needed to tighten sprinklers and spray nozzles into pipe fittings while preventing sprinkler damage. No additional tools are necessary with these wrenches.

The following wrenches require a separate 1/2" ratchet (not available from Viking) to provide the correct amount of leverage: 08336W/B, 10366W/B, 07565W/B, 11663W/B, 13032W/B, 13577W/B, 13619, 15466, 13623W/B, 15467W/B, 15209W/R, 13655W/B, 14031, 14047W/B, 16208W/R, and 16267.

The internal diameters of sprinkler wrenches 08336W/B, 10366W/B, 15209W/R, 16208W/R, and 16267 are designed for use with the sprinkler contained in the protective shell. (A protective shell should be retained in the spare sprinkler cabinet.)

Wrench part number 10551W/B is required for threading institutional escutcheon plates onto institutional sprinklers. Wrench part number 10729 is a 2-1/2" (63.5 mm) C-C face spanner wrench used for removing institutional escutcheon plates from institutional sprinklers (refer to the DISASSEMBLY section of institutional sprinkler technical data pages).

Wrench part number 15915 is optional for removing protective sprinkler caps and for installing E-1 and F-1 Escutcheons on frame style pendent sprinklers from the floor by attaching a length of 1" diameter CPVC tubing to the tool. Refer to Technical Bulletin Form No. 051808.

2. LISTINGS AND APPROVALS

Refer to the specific sprinkler or spray nozzle technical data pages for sprinkler listings and approvals.

3. TECHNICAL DATA

Specifications:

Sprinkler Cabinets: Designed with four 3/16" diameter holes in back. Spacing of mounting holes: 3-1/2" (88.9 mm) length, 3-1/2" (88.9 mm) height. The sprinkler cabinet should be located adjacent to the main system riser.

Material Standards:

Sprinkler Cabinets: Cold Rolled Steel. Finish: Painted high-gloss red enamel interior and exterior, chrome plated door knob.

Wrenches: Ductile Iron, Steel, Acetal, or 50% glass filled nylon (for head cabinet wrenches)

Ordering Information: (Also refer to the current Viking price list.)



TECHNICAL DATA

SPRINKLER WRENCHES AND CABINETS

The Viking Corporation, 210 N Industrial Park Drive, Hastings MI 49058

Telephone: 269-945-9501 Technical Services: 877-384-5464 Fax: 269-818-1680 Email: techsvcs@vikingcorp.com

Visit the Viking website for the latest edition of this technical data page www.vikinggroupinc.com

A. Sprinkler Cabinets

1. Determine appropriate cabinet from Table 1 on this page for use with the specific model/number of sprinklers to be contained in the cabinet.
2. Specify cabinet part number and quantity needed.

B. Sprinkler Wrenches

1. Determine the appropriate wrench for use with the given sprinkler or spray nozzle model from Tables 2a and 2b.
2. Specify the wrench part number and quantity needed.

NOTE: Sprinklers and sprinkler wrenches are not supplied with the cabinets; they must be ordered separately.

4. INSTALLATION

Refer to the appropriate sprinkler or spray nozzle technical data page.

5. OPERATION

Refer to the sprinkler or spray nozzle technical data page for the particular model used.

6. INSPECTIONS, TESTS AND MAINTENANCE

Refer to NFPA 25 for Inspection, Testing and Maintenance requirements.

7. AVAILABILITY

The Viking sprinkler wrenches and cabinets are available through a network of domestic and international distributors. See The Viking Corporation web site for the closest distributor or contact The Viking Corporation.

8. GUARANTEE

For details of warranty, refer to Viking's current list price schedule or contact Viking directly.

Table 1: Sprinkler Cabinet Ordering Information and Dimensions

For Sprinkler Models:	Cabinet Capacity	Cabinet Part No.	Size		
			Length	Height	Depth
Viking frame style sprinklers	6 sprinklers	01724A Available since 1971.	10-3/16" (259 mm)	4-11/16" (103 mm)	2-9/16" (65 mm)
Viking frame style sprinklers, ESFR K14 sprinklers, K16.8 pendent sprinklers, and K25.2 EC sprinklers	12 sprinklers (6 K25.2 EC sprinklers)	01725A Available since 1971.	10-3/16" (259 mm)	8-9/16" (217 mm)	2-9/16" (65 mm)
Viking concealed and flush style sprinklers, ESFR K25.2 and K22.4 pendent sprinklers, and K19.6 CMSA sprinklers	5-6 sprinklers	01731A Available since 1971.	13-13/16" (351 mm)	5-11/16" (144 mm)	3" (76 mm)
High Challenge® Sprinklers, upright ESFR sprinklers, and Intermediate Level Sprinklers	6 sprinklers	03985A Available since 1977	12-5/8" (321 mm)	9-1/8" (232 mm)	4-1/8" (105 mm)



TECHNICAL DATA

SPRINKLER WRENCHES AND CABINETS

The Viking Corporation, 210 N Industrial Park Drive, Hastings MI 49058

Telephone: 269-945-9501 Technical Services: 877-384-5464 Fax: 269-818-1680 Email: techsvcs@vikingcorp.com

Visit the Viking website for the latest edition of this technical data page www.vikinggroupinc.com

IMPORTANT NOTES

The sprinkler cabinet should be easily accessible.

The sprinkler cabinet must not be exposed to corrosive atmospheres or temperatures above 100 °F (38 °C).

The stock of spare sprinklers should include an adequate number of sprinklers of each type and temperature rating.

The stock of sprinklers must be in good condition.

A sprinkler wrench of the appropriate type must be included in the cabinet.

Orient sprinklers and sprinkler wrench as indicated in Figure 1 below.

CAUTION: When replacing automatic sprinklers in an existing system, be sure to replace with sprinklers of the correct type, thread size, orifice size, temperature rating, and finish.

IMPORTANT: Always refer to Bulletin Form No. F_091699 - Care and Handling of Sprinklers. Also refer to the appropriate sprinkler data page. Viking sprinklers and spray nozzles are designed to be installed in accordance with the latest edition of Viking technical data, the latest standards of NFPA, FM Global, LPCB, APSAD, VdS or other similar organizations, and also with the provisions of governmental codes, ordinances, and standards whenever applicable. The use of certain types of sprinklers may be limited due to occupancy and hazard. Refer to the Authority Having Jurisdiction prior to installation.

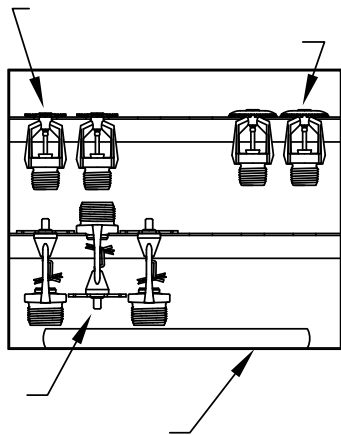


Figure 1: Correct orientation of sprinklers and wrench inside cabinet. (12-head cabinet shown)



Figure 2: Sprinkler Cabinet 01724A (Sprinklers and wrench not included)



Figure 3: Sprinkler Cabinet 01725A (Sprinklers and wrench not included)



TECHNICAL DATA

SPRINKLER WRENCHES AND CABINETS

The Viking Corporation, 210 N Industrial Park Drive, Hastings MI 49058
 Telephone: 269-945-9501 Technical Services: 877-384-5464 Fax: 269-818-1680 Email: techsvcs@vikingcorp.com
 Visit the Viking website for the latest edition of this technical data page www.vikinggroupinc.com

Table 2a: Sprinkler Wrenches

For Sprinkler Models:	Use Wrench:
Frame-style sprinklers and spray nozzles	21475M/B Available since 2017
Wax coated Frame-style sprinklers and spray nozzles	10896W/B Available since 2000 or 05000CW/B*
Wax coated sprinklers and domed concealed pendent sprinklers	13577W/B Available since 2006 replaces 07398W*
Recessed horizontal sidewall sprinklers with protective shields, domed concealed horizontal sidewall sprinklers, and recessed pendent sprinklers	13655W/B Available since 2006
Coated and recessed ECOH K14 sprinkler	13032W/B Available since 2004
Standard adjustable and plain barrel dry sprinklers, K16.8 and ECOH K14 sprinklers	07297W/B Available since 1991
Recessed and domed concealed dry sprinklers	07565W/B Available since 1991
High Challenge® sprinklers, upright ESFR sprinklers, and ELO sprinklers**	05118CW/B Available since 1981
Coated, recessed, and domed concealed ELO sprinklers	11663W/B Available since 2001
Pendent K14 and K16.8 ESFR sprinklers	13635W/B double ended (use Side A) Available since 2006, or 10285W/B*
Pendent K25.2, K22.4 ESFR sprinklers and K19.6 CMSA Sprinkler VK592	13635W/B double ended (use Side B) Available since 2006, or 12143W/B*
Upright EC K25.2 sprinklers	16888M/B Available since 2011
QR and EC Concealed Sprinklers VK461, VK462, VK463, VK464, VK465, VK632, and VK634 (also optional for cap removal)	14031† Available since 2006
QR and EC Concealed Sprinklers VK461, VK462, VK463, VK464, VK465, VK632, and VK634	14047W/B (heavy duty) Available since 2006
Residential Concealed Sprinklers VK456, VK457, VK474, and VK488 (also optional for removal of protective caps)	13619† (red) Available since 2006

*Wrench no longer available. May still be used until wrench replacement is necessary.
 **ELO sprinklers manufactured before Dec. 2001 use wrench part number 07297W/B (07565W/B for coated and recessed).
 †Ideal for sprinkler cabinets.

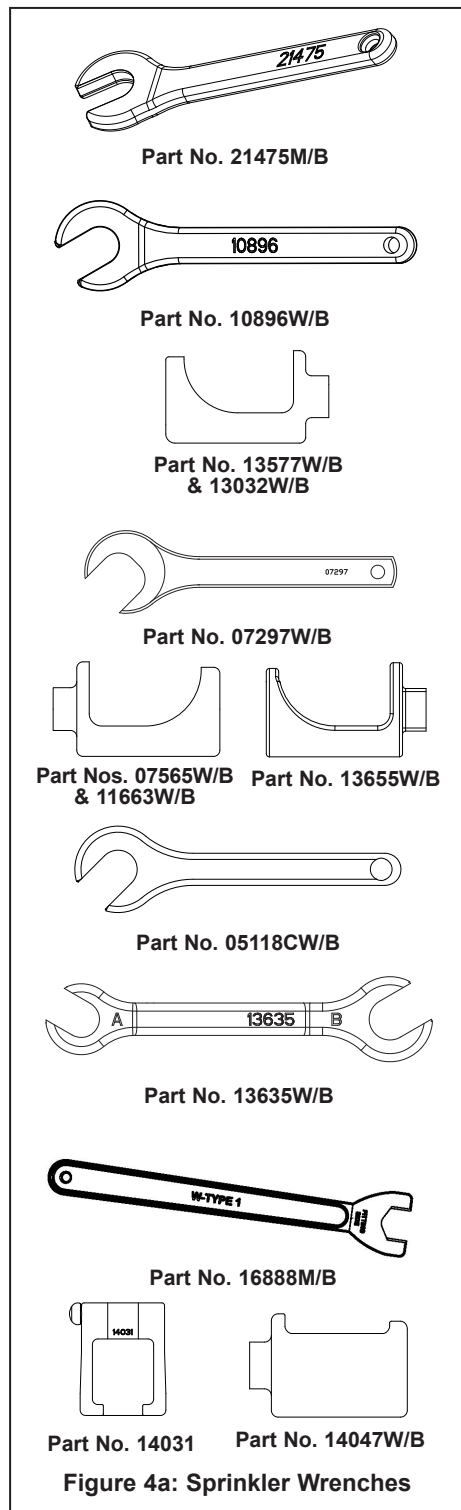


Figure 4a: Sprinkler Wrenches



TECHNICAL DATA

SPRINKLER WRENCHES AND CABINETS

The Viking Corporation, 210 N Industrial Park Drive, Hastings MI 49058
 Telephone: 269-945-9501 Technical Services: 877-384-5464 Fax: 269-818-1680 Email: techsvcs@vikingcorp.com
 Visit the Viking website for the latest edition of this technical data page www.vikinggroupinc.com

Table 2b: Sprinkler Wrenches

For Sprinkler Models:	Use Wrench:
Residential Concealed Sprinklers VK456, VK457, VK474, and VK488	13623W/B (heavy duty) Available since 2006
Residential Concealed HSW Sprinkler VK480	16267† or 16208W/R (heavy duty) Available since 2010
Mirage® QR ELO Concealed Sprinklers VK636 and VK469 (also optional for removal of protective caps)	15466† Available since 2009
Mirage® QR ELO Concealed Sprinklers VK636 and VK469	15467W/B (heavy duty) Available since 2009
Mirage® Concealed and flush style sprinklers	08336W/B (heavy duty) Available since 1993
Mirage® Concealed and flush style sprinklers	10366W/B† Available since 1998
Residential Flush Pendent Sprinklers VK476 and VK478	15209W/R (heavy duty) Available since 2009
Recessed Flush Dry Sprinklers VK482	18315 (heavy duty) Available since 2014
Mirage® and Freedom® Concealed Sprinklers VK461, VK462, VK463, VK464, VK465, VK469, VK474, VK632, VK634, VK636, and VK488 (optional concealed cover installer tool)	14412†, or 14867 for the large diameter cover, Available since 2007
Shipping Cap Remover/ Escutcheon Installer (optional***)	15915† Available since 2010
Institutional style flush sprinklers (for installation of the escutcheon plate)	10551W/B Available since 1999
Institutional style flush sprinklers (spanner wrench for escutcheon plate removal)	10729 Available since 1999

***Allows removal of sprinkler caps and installation of E-1 and F-1 escutcheons on frame style pendent sprinklers from the floor.
 †Ideal for sprinkler cabinets.

