



Model 8000/8011 RESIDENTIAL RISERPACK™


Pre-Assembled TEST_{AN}DRAIN® Riser

Sizes:

1"	1¼"	1½"	2"
----	-----	-----	----

The AGF RESIDENTIAL RISERPACK™ Model 8000/8011 is a prepackaged economical riser assembly designed for NFPA 13D and 13R residential fire sprinkler systems. The one-piece casting provides required NFPA signage on both sides allowing for left or right installation and are available with grooved, threaded, or thread x groove ends. Threaded ends allow for easy connection to metal or plastic piping systems and grooved ends use approved rubber gasket couplings for secure connections.

- Complies with NFPA requirements regarding testing through a properly sized test orifice
- 1" Models are available to meet nominal K-factor requirements of 2.8 to 5.6
- 1" 8000 Models utilize a ¾" ball valve with patented TEST_{AN}DRAIN® orifice specific outlet designed to accept either a standard garden hose or hard piped drain line
- 1¼", 1½", and 2" Models are available with orifices to meet K-factors of 2.8 to 11.2
- 1¼", 1½", and 2" 8000 Models utilize a UL Listed/FM Approved Model 3011BV INSPECTOR'S TEST™ ball valve
- Cast and machined bronze made in the U.S.A.
- Includes UL Listed/FM Approved AGF Model 7500 Pressure Gauge (300 PSI); 13R Models also include Model 7600 3-Way Globe Valve
- Available as the Model 8011 with UL Listed/FM Approved Model 7000 Pressure Relief Valve (1¼"-2") or Model 7200 Pressure Relief Valve (1") designed to provide relief, test, and drain through a single valve
- ⅜", 7/16", 1/2", 17/32", and 5/8" (ELO) orifice sizes
- Larger size risers are available on special order



NOTE: It is important to note that the pressure rating of the relief valve indicates an operating range of pressure for both opening and closing of the valve. Standard relief valves are required to OPEN in a range of pressure between 90% and 105% of their rating. The valves are required to CLOSE at a pressure above 80% of that rating. The relief valve should be installed where it is easily accessible for maintenance. Care should be taken that the relief valve CANNOT be isolated from the system when the system is operational. A relief valve should NEVER have a shutoff valve or a plug downstream of its outlet.

Reliability, Versatility, Code Compatibility

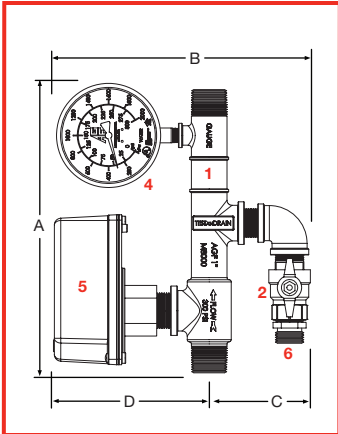


Model 8000/8011

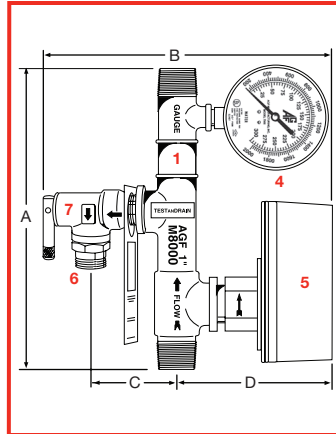
RESIDENTIAL

RISERPACK™

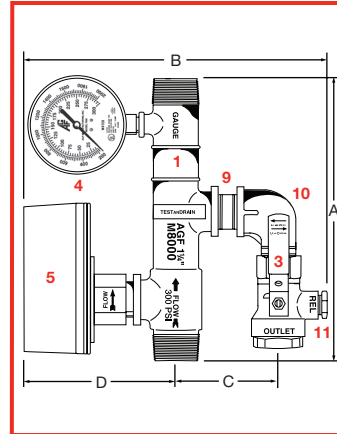
1" Model 8000



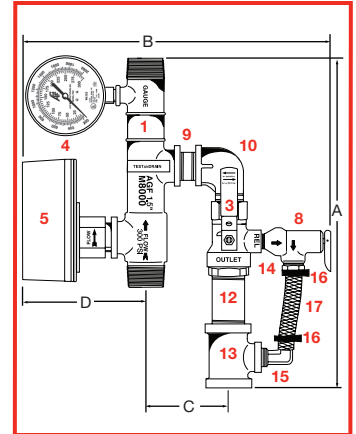
1" Model 8011



1 1/4"-2" Model 8000



1 1/4"-2" Model 8011



Dimensions

Model	SIZE	A	B	C	D
Model 8000	1"	10 1/2" (267 mm)	12 1/4" (311 mm)	4 3/4" * (121 mm)	6 1/4" (159 mm)
	1 1/4"	11" (279 mm)	12 1/4" ** (311 mm)	4" (102 mm)	6 1/2" (165 mm)
	1 1/2"	12" (305 mm)	12 1/2" ** (317 mm)	4 1/8" (105 mm)	6 5/8" (168 mm)
	2"	12" (305 mm)	13" (329 mm)	4 3/8" (111 mm)	6 7/8" (174 mm)
Model 8011	1"	10 1/2" (267 mm)	12 1/4" (317 mm)	2 7/8" *** (73 mm)	6 1/4" (159 mm)
	1 1/4"	14 3/4" (375 mm)	15" (381 mm)	4" (102 mm)	6 1/2" (165 mm)
	1 1/2"	15 1/4" (387 mm)	15 1/4" (387 mm)	4 1/8" (105 mm)	6 5/8" (168 mm)
	2"	15 1/4" (387 mm)	15 3/4" (399 mm)	4 3/8" (111 mm)	6 7/8" (174 mm)

*Additional space may be necessary to allow for hard drain fitting if required

**Valve handle clearance required - add 2"

***Lift handle clearance required - add 3 1/8"



Components

Item No.	Part	Qty.
1	RiserPACK - Bronze Casting	1
2	3/4" Male x Female Ball Valve	1
3	1" M3011BV INSPECTOR'S TEST Valve	1
4	M7500 Pressure Gauge (1/4" 3-Way Globe Valve Included for 13R Systems Only)	1
5	Water Flow Alarm Switch	1
6	3/4" MNPT x 1/2" FNPT Hose Adaptor Orifice	1
7	M7200 3/4" Pressure Relief Valve	1
8	M7000 1/2" Pressure Relief Valve	1
9	1" Brass Nipple	1
10	1" Brass Street Elbow	1
11	1/2" Brass System Access Port Plug	1
12	1" Relief Valve Bypass Nipple	1
13	1" Relief Valve Bypass Tee	1
14	1/2" NPT x-Barb Straight Fitting	1
15	1/2" NPT x-Barb Elbow Fitting	1
16	Clamps	2
17	Nylobraid Relief Valve Drain Tubing	1

USA Patent and Other Patents Pending



AGF Manufacturing Inc.
100 Quaker Lane, Malvern, PA 19355
Phone: 610-240-4900
Fax: 610-240-4906
www.testandrain.com

Job Name: _____

Architect: _____

Engineer: _____

Contractor: _____