

Fire Detection Systems Industrial and Standard Detectors



Product Catalogue





Table of Contents

Page

Industrial Detectors

UniVario - General Information	1
UniVario IR Flame Detector - FMX5000 IR	2
UniVario UV Flame Detector - FMX5000 UV	3
UniVario Heat Detector - WMX5000	4
UniVario IR Flame Detector, Ex - FMX5000 IR 3GD	5
UniVario IR Flame Detector, Ex - FMX5000 IR Ex	6
UniVario IR Flame Detector, Ex - FMX5000 IR Ex ST	7
UniVario Heat Detector, Ex - WMX5000 3GD	8
UniVario Heat Detector, Ex - WMX5000 Ex	9
UniVario Heat Detector, Ex - WMX5000 Ex ST	10
UniVario Detector Accessories	11
UV Flame Detector, Ex - UMX3001 Ex	17
IR Flame Detector - FMX3511	18
IR Flame Detector, Ex - FMX3501 Ex	19
Gas Emission Detector, Ex - GMX1001CO Ex Dust BG	20

Special Detectors

Linear Smoke Detector - FireRay 5000	21
Linear Heat Detector - WMX5000 LH, Linear Heat Detection Cable	22

Aspirating Smoke Detectors

HELIOS AMX5000, Detector Heads	23
--------------------------------	----

Manual Call Points

DMX Indoor Application - Overview	25
DMX Outdoor Application - Overview	27
DMX Indoor Application, Conventional - Pull Station P32-1T	29



Industrial Detectors

General Information

UniVario Industrial Fire Detectors

UniVario industrial fire detectors are intelligent, platform-based, microprocessor-controlled fire detectors with a robust housing and assembly technology for even the harshest working conditions. Thanks to their modular design and use of the latest signal processing technology, these devices meet individual specifications in an extraordinarily wide range of uses. For example, they can be used indoors and outdoors, in the immediate vicinity of the protected facility or from greater distances, in clean rooms or areas as well as in extremely dirty process conditions.

Detector variant	Standard	3GD (Zone 2/22)	Ex (Zone 1/2/20/21/22)	Ex (Zone 0/1/2/20/21/22)
Type of detector	FMX5000 UV	FMX5000 UV 3GD		
Ultraviolet flame detector				
	FMX5000 IR	FMX5000 IR 3GD	FMX5000 IR Ex	FMX5000 IR Ex ST
3-channel infrared flame detector				
	WMX5000	WMX5000 3GD	WMX5000 Ex	WMX5000 Ex ST
Standard heat detector (single hole mounting)				
	WMX5000 FS	WMX5000 FS 3GD	WMX5000 FS Ex	WMX5000 FS Ex ST
High-temperature heat detector (also with flexible sensor rod - FS flex)				

UniVario WMX5000 FS

The WMX5000 FS heat detector is specially designed to work in temperatures of up to 850 °C (1562 °F). Its heat sensor enables simple and flexible installation. A microcontroller monitors the function and analyzes temperature values. With its tough, sealed housing, the WMX5000 FS can be used in all sorts of scenarios. Optimum results are provided even when subjected to extreme temperature fluctuations, heavy soiling and aggressive conditions.

UniVario Ex ST stainless steel

UniVario Ex ST Industrial fire detectors are designed to monitor areas with particularly harsh process conditions in industrial environments. These stainless steel models are suitable for use in potentially explosive atmospheres of zones 0, 1, 2, 20, 21 and 22. As these detectors are seawater-resistant, they are even suitable for offshore installations.

UniVario FMX5000 IR

Despite the disturbance sources typical for industrial applications, the UniVario FMX5000 IR is extremely fast at detecting flames. Hot machine surfaces, direct sun radiation in exterior surroundings and welding operations are filtered by a special sensor combination and intelligent processing, while at the same time even the very small flames of an emerging fire are reliably detected and signaled as an alarm. With its three-way optics test, whereby all three sensors as well as the optical detector window are monitored, the UniVario FMX5000 IR is extremely fail-safe.

UniVario FMX5000 UV

The flame detector FMX5000 UV reacts to optical radiation and analyzes specific wavelengths. It is installed wherever open flames are likely to develop quickly. Its perfect combination of early detection, high sensitivity, reliability, and the lowest possible risk of false alarms caused by thunderstorms, hot surfaces, or strong solar radiation make the UniVario fire detector indispensable for preventing the rapid spread of fires.

UniVario WMX5000

The WMX5000 is designed to detect open fires where temperature is increasing rapidly, such as in the case of highly combustible solids, liquids, and gases. It responds instantaneously to any rapid rise in temperature or as soon as a pre-programmed temperature is exceeded.





Industrial Detectors

Optical Detection - UniVario IR Flame Detector

FMX5000 IR



Part no.: 907481

Triple IR flame detector for the detection of typical fires. Including 3 channel optic test monitoring all functional characteristics of detector. Designed for use in rough industrial environments. Equipped for operation as a conventional detector. Expansion to a detector with Loop AP protocol via KMX5000 AP communication module. New unit optics.

NEW

Technical specifications

Detection method	3 nsors
Sensitivity class	adjustable x (50 m (164 ft)) 1, 2, 3
Viewing angle	
Operating voltage	7.6 V - 30 V DC
Quiescent current	2.3 mA
Alarm current	approx. 15 mA
Alarm indication	1 red LED
Normal operation indication	1 green LED, flashing
Fault indication current	approx. 15 mA
Fault indication	1 yellow LED
Operating temperature	-20 °C to +80 °C (-4 °F to +176 °F)
IP rating (EN 60529)	/
Enclosure material	Diecast aluminum
Relative humidity (IEC 721-3-3)	max. 95% no condensation
Specification according to	EN 54 Part 10
Weight	820 g (1.8 lbs)
Dimensions	100 x 50 mm (dia. x H) 3.9 x 2 inch (dia. x H)

Product features

- High degree of immunity against false alarms, e.g. from hot surfaces or sunlight
- A microcontroller monitors the functionality and analyses the recorded data. Faults can be indicated on the detector or on a separate line
- Service interface, history memory
- Connection of remote indicator possible
- 3-channel optic test

Optional accessories

Remote indicator LMX5000	908499
Weather protection MX5000 complete	910134
Relay module KMX5000 RK	906361
KMX5000 AP communication module	905883

Not included in delivery

UniVario Base	
Bracket MX5000	904757
Terminating resistor 1.8 K / 0.5 W	675235

Connection / mounting

Connection cable standard detector	2-wire
Additional fault line connection	2-wire
External indication	2-wire
Recommended cable	JY (St) Y 2x2x0.8 mm (0.03 inch)
Conductor cross-section	max. 2.5 mm (AWG 13)

Brand	Designation	Order no.	Approvals / marking
Minimax		3	
	sili on r	1	
Viking		1	
	sili on r	33	

312-330_001 / A103 / 2019-Jan-01 / en
The contents of this publication are subject to modifications without notice. All rights reserved.



Industrial Detectors

Optical Detection - UniVario UV Flame Detector

FMX5000 UV

Part no.: 904702



UV flame detector for the detection of typical fires. Including UV optic test monitoring all functional characteristics of detector. Designed for use in rough industrial environments and for operation as a conventional detector. Expansion to a detector with Loop AP protocol via KMX5000 AP communication module.

Product features

- High degree of immunity against false alarms, such as storm, lightning or strong sunlight
- A microcontroller monitors the functionality and analyses the recorded data. Faults can be indicated on the detector or on a separate line
- Service interface, history memory
- Connection of remote indicator possible

Optional accessories

Remote indicator	908499
Weather protection MX5000 complete	910134
KMX5000 AP communication module	905883
Relay module KMX5000 RK	906361

Technical specifications

Detection method	sensor
Sensitivity class	1
Viewing angle	
Operating voltage	7.6 V - 30 V DC
Quiescent current	approx. 0.25 mA
Alarm current	approx. 15 mA
Alarm indication	1 red LED
Normal operation indication	1 green LED, flashing
Fault indication current	approx. 15 mA
Fault indication	1 yellow LED
Operating temperature	-20 °C to +80 °C (-4 °F to +176 °F)
IP rating (EN 60529)	/
Enclosure material	Diecast aluminium
Relative humidity	max. 95% 1 3 3 no condensation
Specification according to	EN 54 Part 10
Weight	820 g (1.8 lbs)
Dimensions	100 x 50 mm (dia.xH) 3.9 x 2 inch (dia.xH)

Not included in delivery

UniVario base	
Bracket MX5000	904757
Terminating resistor 1.8 K / 0.5 W	675235

Spare part

Protecting cage	904284
-----------------	--------

Connection / mounting

Connection cable standard detector	2-wire
Additional fault line connection	2-wire
External indication	2-wire
Recommended cable	JY (St) Y 2x2x0.8 mm (0.03 inch)
Conductor cross-section	max. 2.5 mm (AWG 13)

312-310_001 / A103 / 2019-Jan-01 / en
The contents of this publication are subject to modifications without notice. All rights reserved.

Brand	Designation	Order no.	Approvals / marking
Minimax			
	silon r		
Viking		3	
	silon r	31	



Industrial Detectors

Thermal Detection - UniVario Heat Detector

WMX5000



Part no.: 905441

W a d o r s a r d s i n d o d
open fires with rapid rise of temperature, e.g.:

- Flammable liquids and gases
- Highly flammable plastics

They are designed specifically for operation in polluted industrial environments, both indoors and outdoors. In addition to static temperature detection, rapid rises in temperature can also be registered by the rate-of-rise method, for early fire detection. Designed for operation as a conventional detector. Expansion to a detector with Loop AP protocol via KMX5000 AP communication module.

Product features

- Robust stainless steel heat sensor, resistant against impact and vibration
- Freely configurable response temperatures and classes in accordance with EN 54-5, along with rate-of-rise and static responses. Configuration via DIP switches on the detector
- Service interface, history memory
- Connection of remote indicator possible

Technical specifications

Detection method	NTC sensor
Response temperatures	o + (+32 °F to +194 °F)
Operating voltage	7.6 V - 30 V DC
Quiescent current	approx. 0.15 mA
Alarm current consumption	approx. 15 mA
Alarm indication	1 red LED
Normal operation indication	1 green LED, flashing
Fault indication current	approx. 15 mA
Fault indication	1 yellow LED (2nd line)
Operating temperature	o + (-4 °F to +176 °F)
IP rating (EN 60529)	IP 67
Enclosure material	Diecast aluminium
Relative humidity (IEC 721-3-3)	max. 95% no condensation
Specification according to	EN 54 Part 5
Weight	520 g (1.2 lbs)
Dimensions	130 x 84 mm (dia.xH) 5.1 x 3.3 inch (dia.xH)
Performance Level acc. to ISO 13849	d

Optional accessories

Remote indicator	908499
Weather protection MX5000 complete	910134
KMX5000 AP communication module	905883
Relay module KMX5000 RK	906361

Not included in delivery

UniVario base	
Bracket MX5000	904757
Terminating resistor 1.8 K / 0.5 W	675235

Connection / mounting

Connection cable standard detector	2-wire
Additional fault line connection	2-wire
Remote indication	2-wire
Recommended cable	JY (St) Y 2x2x0.8 mm (0.03 inch)
Conductor cross-section	max. 2.5 mm (AWG 13)

Brand	Designation	Order no.	Approvals / marking					
Minimax	W	3	VdS	CE	FM APPROVED	IP	SBSC INTYGAD PRODUKT	SAVIO
	W sili on r	31						
Viking	W	311	VdS	CE	FM APPROVED			
	W sili on r	31						



Industrial Detectors

Optical Detection - UniVario IR Flame Detector, Ex

UniVario FMX5000 IR 3GD

Part no.: 909481



Triple IR flame detector for the detection of typical fires. Including 3 channel optic test monitoring all functionalities of detector. ATEX-approved for category 3, Gas and Dust, suitable for use in Ex zones 2 and 22. The detector must not be connected with a safety barrier and a blue fire alarm cable. Designed for use in rough industrial environments. Equipped for operation as a conventional detector. Expansion to a detector with Loop AP protocol via KMX5000 AP communication module. New unit optics.

Technical specifications

Detection method	3 nsors
Sensitivity class	adjustable x (50 m (164 ft)) 1, 2, 3
Viewing angle	
Operating voltage	7.6 V - 30 V DC
Quiescent current	2.3 mA
Alarm current	approx. 15 mA
Alarm indication	1 LED red
Fault indication current	approx. 15 mA
Fault indication	1 LED yellow
Operating temperature	0 + 0 +1
IP rating (EN 60529)	/
Enclosure material	Diecast aluminum
Relative humidity (IEC 721-3-3)	max. 95% no condensation
Specification according to	EN 54 Part 10
Weight	820 g (1.8 lbs)
Dimensions	100 x 50 mm (dia. x H) 3.9 x 2 inch (dia. x H)

Product features

- High degree of immunity against false alarms, e.g. from hot surfaces or sunlight
- A microcontroller monitors the functionality and analyses the recorded data. Faults can be indicated on the detector or on a separate line
- Service interface, history memory
- Connection of remote indicator possible
- 3-channel optic test
- For use in Ex zones 2 and 22, ATEX category 3 Gas/Dust

Optional accessories

Parallel indicator LMX5000	908499
KMX5000 AP communication module	905883
Weather protection MX5000 complete	910134
Relais module KMX5000 RK 3GD	925999

Not included in delivery

UniVario base	
Bracket MX5000	904757
Terminating resistor 1.8 K / 0.5 W	675235

Approvals / marking

Type examination certificate: BVS 11 ATEX E135
 Ex conformity Russia in acc. with TP TC 012/2011
 Ex approval in acc. with NEC 500/505

Connection / mounting

Connection cable standard detector	2-wire
Additional fault line connection	2-wire
External indication	2-wire
Recommended cable	JY (St) Y 2x2x0.8 mm (0.03 inch)
Conductor cross-section	max. 2.5 mm (AWG 13)

Brand	Designation	Order no.	Approvals / marking
Minimax	3 D	1	
	3 D sili on r	1	
Viking	3 D	1	
	3 D sili on r		



Industrial Detectors

Optical Detection - UniVario IR Flame Detector, Ex

FMX5000 IR Ex

Part no.: 911674



Triple IR flame detector for the detection of typical fires. Including 3 channel optic test monitoring all functionalities of detector. ATEX and IECEx approved for category 2 Gas and 1, 2 Dust, suitable for use in Ex zones 1, 2, 20, 21 and 22. The detectors must be connected via a safety barrier. Designed for use in tough industrial environments. Equipped for operation as a conventional detector. Extension to a detector with Loop AP protocol via the KMX5000 AP Ex. communication module.

Product features

- High degree of immunity against false alarms, e.g. from hot surfaces or sunlight
- A microcontroller monitors the functionality and analyses the recorded data. Faults can be indicated on the detector or on a separate line
- Service interface, history memory
- Connection of remote indicator possible
- 3-channel optic test
- For use in Ex zones 1, 2, 20, 21 and 22, ATEX category 2 Gas/1, 2 Dust

Optional accessories

Safety barrier IS conventional 9 V	923991
Safety barrier IS addressable 24 V	901324
KMX5000 AP Ex communication module	912086
Weather protection MX5000 complete	910134
Silicone-free design	

Not included in delivery

UniVario base	
Bracket MX5000	904757
Terminating resistor 1.8 K / 0.5 W	675235

Technical specifications

Detection method	3 IR Sensors
Sensitivity class	adjustable x (50 m (164 ft)) 1, 2, 3
Viewing angle	90°
Operating voltage	7.6 V - 30 V DC
Quiescent current	4.5 mA
Alarm current	approx. 15 mA
Alarm indication	1 LED red
Fault indication current	approx. 15 mA
Fault indication	1 LED yellow
Operating temperature	-25 °C to +80 °C (-13 °F to +176 °F)
IP rating (EN 60529)	IP 66/67
Enclosure material	Diecast aluminum
Relative humidity (IEC 721-3-3)	max. 95% no condensation
Specification according to	EN 54 Part 10
Weight	860 g (1.9 lbs)
Dimensions	100 x 50 mm (dia. x H) 3.9 x 2 inch (dia. x H)
Performance Level acc. to ISO 13849	d

Connection / mounting

Connection cable standard detector	2-wire
Additional fault line connection	2-wire
External indication	2-wire
Recommended cable	JE-Y (St) Y 2x2x0.8 mm (0.03 inch)
Conductor cross-section	max. 2.5 mm ² (AWG 13)

Approvals / marking

Type examination certificate: BVS 12 ATEX E088
 IECEx conformity: IECEx BVS 12.0056
 Ex conformity Russia in acc. with TP TC 012/2011
 Ex approval in acc. with NEC 500/505



G 209141



0786-CPR-20784



31 3 / 1 an 1 / n The contents of this publication are subject to modifications without notice. All rights reserved.



Industrial Detectors

Optical Detection - UniVario IR Flame Detector, Ex

FMX5000 IR Ex ST

Part no.: 916255



Triple IR flame detector for the detection of typical fires. Including 3-channel optic test monitoring all functionalities of detector. ATEX and IECEx approved for category 1, 2, 3 Gas and 1, 2, 3 Dust, suitable for use in Ex zones 0, 1, 2, 20, 21 and 22. The detectors must be connected via safety barrier. Designed for use in tough industrial environments and Off-shore applications. Equipped for operation as a conventional detector. Extension to a detector with Loop AP protocol via the KMX5000 AP Ex communication module.

Product features

- Stainless steel version
- High degree of immunity against false alarms, e.g. from hot surfaces or sunlight
- A microcontroller monitors the functionality and analyses the recorded data. Faults can be indicated on the detector or on a separate line
- Service interface, history memory
- 3-channel optic test
- For use in Ex zones 0, 1, 2, 20, 21 and 22, ATEX category 1, 2, 3 Gas/1, 2, 3 Dust

Optional accessories

- Safety barrier IS conventional 9 V 923991
- Safety barrier IS addressable 24 V 901324
- KMX5000 AP Ex communication module 912086
- Weather protection MX5000 complete 910134
- Silicone-free design

Not included in delivery

- Base UniVario MX5000 ST 916173
- Mounting bracket MX5000 ST 914914
- Terminating resistor 1.8 K / 0.5 W 675235

Technical specifications

Detection method	3 IR Sensors
Sensitivity class	adjustable x (50 m (164 ft)) 1, 2, 3
Viewing angle	90°
Operating voltage	7.6 V - 30 V DC
Quiescent current	4.5 mA
Alarm current	approx. 15 mA
Alarm indication	1 LED red
Fault indication current	approx. 15 mA
Fault indication	1 LED yellow
Operating temperature	-25 °C to +80 °C (-13 °F to +176 °F)
IP rating (EN 60529)	IP 66/67
Enclosure material	Stainless steel (saltwater-proof)
Relative humidity (IEC 721-3-3)	max. 95% no condensation
Specification according to	EN 54 Part 10
Weight	1000 g (2.2 lbs)
Dimensions	130 x 50 mm (dia. x H) 5.1 x 2 inch (dia. x H)
Performance Level acc. to ISO 13849	d

Connection / mounting

- Connection cable standard detector 2-wire
- Additional fault line connection 2-wire
- Remote indication 2-wire
- Recommended cable JE-Y(St)Y 2x2x0.8 mm (0.03 inch), blue Ex
- Conductor cross-section max. 2.5 mm² (AWG 13)

Note

The Safety barriers mentioned above are "ib"-equipment and not suitable for use in Ex zone 0.

Approvals / marking

Type examination certificate: BVS 12 ATEX E 088
IECEx conformity: IECEx BVS 12.0056



G 209141



0786-CPR-20784



31 3 / 1 an 1 / n The contents of this publication are subject to modifications without notice. All rights reserved.



Industrial Detectors

Thermal Detection - UniVario Heat Detector, Ex

WMX5000 3GD



Part no.: 907268

W 3 D a d ors ar a a r o d
or a or 3 as and dus and ar sui a l or us in
Ex zones 2 and 22. They are designed to detect open fires
i ra id ris o ra ur
la a l li uids and as s
- Highly flammable plastics

They are designed specifically for operation in dirty industrial
n iron n s o indoors and ou doors n addi on o
s a d ra ur d ion ra id ris s in ra ur an
also be registered by the rate-of-rise method, for early fire
d ion ui d or o ra ion as a on n onal d or
n sion o a d or i Loo ro o ol ia
o uni a ion odul

Product features

- o us s ainl s s s l a s nsor
- Freely configurable response temperatures and
lass s in a ordan i alon i
ra o ris and sa i r s on s s in ia D
s i s ion d or or s ri d i
- r i in ra is or or
- onn ion or o indi a or ossi l
- or us in on s and
a or 3 as/Dus

Optional accessories

- o indi a or
- o uni a ion odul 3
- la odul 3 D

Technical specifications

D ion od	s nsor
s ons lass s	1 B indi s
s ons ra ur s	+3 o+ o+1
ra in ola	3 D
ui s n urr n	a ro 1
lar urr n onsu ion i ou ui s n urr n	a ro 1
lar indi a ion	1 r d L D
or al o ra ion indi a ion	1 green LED, flashing
aul indi a ion urr n	a ro 1
aul indi a ion	1 llo L D nd lin
ra in ra ur	o+ o+1
ra in	/
n losur a rial	Di as alu iniu
la i u idi 1 3 3	a no ond nsa ion
Specification according to	ar
W i	1 l s
Di nsions	13 dia 1 33 in dia
r or an L la o 13	d

Not included in delivery

ni ario as
Bra
r ina in r sis or 1 / W 3

Connection / mounting

onn ion a l s andard d or ir
ddi onal aul lin onn ion ir
o indi a ion ir
o nd d a l 3 in
ondu or ross s ion a W 13

Approvals / marking

Type examination certificate: BVS 07 ATEX E 156
on or i ussia in a i 1 / 11
a ro al in a i /

Brand	Designation	Order no.	Approvals / marking						
Minimax	W 3 D		VdS	CE	FM APPROVED	iP RU	Ex	Ex	nec
	W 3 D sili on r								
Viking	W 3 D		VdS	CE	FM APPROVED	iP RU	Ex	Ex	nec
	W 3 D sili on r								



312-120_001 / A10 / 2019-Jan-01 / en
The contents of this publication are subject to modifications without notice. All rights reserved.



Industrial Detectors

Thermal Detection - UniVario Heat Detector, Ex

WMX5000 Ex



Part no.: 912117

The WMX5000 Ex heat detectors are ATEX and IECEx approved for category 2 gas and 1, 2 dust, and are suitable for use in Ex zones 1, 2, 20, 21 and 22. They are designed to detect open fires with rapid rise of temperature, e.g.:

- Flammable liquids and gases
- Highly flammable plastics

They are designed specifically for operation in dirty industrial environments, both indoors and outdoors. In addition to stated temperature detection, rapid rises in temperature can also be registered by the rate-of-rise method, for early fire detection. Equipped for operation as a conventional detector. Extension to a detector with Loop AP protocol via the KMX5000 AP Ex communication module.

Product features

- Robust stainless steel heat sensor
- Freely configurable response temperatures and classes in accordance with EN 54-5, along with rate-of-rise and static responses. Setting via DIP switches on the detector or SMX5000 service device
- Service interface, history memory
- Connection of remote indicator possible
- For use in Ex zones 1, 2, 20, 21 and 22, ATEX category 2 Gas/1, 2 Dust

Optional accessories

Safety barrier IS conventional 9 V	923991
Safety barrier IS addressable 24 V	901324
KMX5000 AP Ex communication module	912086
Weather protection MX5000 complete	910134
Silicone-free design	

Not included in delivery

UniVario base	
Bracket MX5000	904757
Terminating resistor 1.8 K / 0.5 W	675235

Technical specifications

Detection method	NTC sensor
Response classes	A1, A2, B, C, indices S, R
Response temperatures	0 °C to +90 °C (+32 °F to +194 °F)
Operating voltage	7.6 V - 30 V DC
Quiescent current	approx. 2.8 mA
Alarm current consumption (without quiescent current)	approx. 15 mA
Alarm indication	1 red LED
Normal operation indication	1 green LED, flashing
Fault indication current	approx. 15 mA
Fault indication	1 yellow LED (2nd line)
Operating temperature	-25 °C to +80 °C (-13 °F to +176 °F)
IP rating (EN 60529)	IP 66/67
Enclosure material	Diecast aluminium
Relative humidity (IEC 721-3-3)	max. 95% no condensation
Specification according to	EN 54 Part 5
Weight	520 g (1.2 lbs)
Dimensions	130 x 84 mm (dia. x H) 5.1 x 3.3 inch (dia. x H)

Connection / mounting

Connection cable standard detector	2-wire
Additional fault line connection	2-wire
Remote indication	2-wire
Recommended cable	JE-Y (St) Y 2x2x0.8 mm (0.03 inch)
Conductor cross-section	max. 2.5 mm ² (AWG 14)

Approvals / marking

Type examination certificate:	BVS 12 ATEX E121
IECEx conformity:	IECEx BVS 12.0074
Ex conformity Russia in acc. with TP TC 012/2011	
Ex approval in acc. with NEC 500/505	



G 207090



0786-CPR-20280





Industrial Detectors

Thermal Detection - UniVario Heat Detector, Ex

WMX5000 Ex ST



Part no.: 916171

The WMX5000 Ex ST heat detectors are ATEX and IECEx approved for category 1, 2, 3 Gas and 1, 2, 3 Dust, and are suitable for use in Ex zones 0, 1, 2, 20, 21 and 22. They are designed to detect open fires with rapid rise of temperature, e.g.:

- Flammable liquids and gases
- Highly flammable plastics

In addition to stated temperature detection, rapid rises in temperature can also be registered by the rate-of-rise method, for early fire detection.

The detectors must be connected via a safety barrier. Designed for use in tough industrial environments and Off-shore applications. Equipped for operation as a conventional detector. Extension to a detector with Loop AP protocol via the KMX5000 AP Ex communication module.

Product features

- Stainless steel
- Robust stainless steel heat sensor
- Freely configurable response temperatures and classes in accordance with EN 54-5, along with rate-of-rise and static responses. Setting via DIP switches on the detector or SMX5000 service device
- Service interface, history memory
- Connection of remote indicator possible
- For use in Ex zones 0, 1, 2, 20, 21 and 22, ATEX category 1, 2, 3 Gas/1, 2, 3 Dust

Optional accessories

Safety barrier IS conventional 9 V	923991
Safety barrier IS addressable 24 V	901324
KMX5000 AP Ex communication module	912086
Silicone-free design	

Not included in delivery

Base UniVario MX5000 ST	916173
Mounting bracket MX5000 ST	914914
Terminating resistor 1.8 K / 0.5 W	675235

Technical specifications

Detection method	NTC sensor
Response classes	A1, A2, B, C, indices S, R
Response temperatures	0 °C to +90 °C (+32 °F to +194 °F)
Operating voltage	7.6 V - 28 V DC
Quiescent current	approx. 2.8 mA
Alarm current consumption (without quiescent current)	approx. 15 mA
Alarm indication	1 red LED
Normal operation indication	1 green LED, flashing
Current indication	approx. 15 mA
Fault indication	1 yellow LED (2nd line)
Operating temperature	-25 °C to +80 °C (-13 °F to +176 °F)
IP rating (EN 60529)	IP 66/67
Enclosure material	Stainless steel (saltwater-proof)
Relative humidity (IEC 721-3-3)	max. 95% no condensation
Specification according to	EN 54 Part 5
Weight	approx. 1000 g (2.2 lbs)
Dimensions	130 x 84 mm (dia. x H) 5.1 x 3.3 inch (dia. x H)

Connection / mounting

Connection cable standard detector	2-wire
Additional fault line connection	2-wire
Remote indication	2-wire
Recommended cable JE-Y(St)Y 2x2x0.8 mm (0.03 inch), blue Ex	
Conductor cross-section	max. 2.5 mm ² (AWG 13)

Note

The safety barriers mentioned above are "ib"-equipment and not suitable for use in Ex zone 0.

Approvals / marking

Type examination certificate:	BVS 12 ATEX E 121
IECEx conformity:	IECEx BVS 12.0074



G 207090



0786-CPR-20280



31 1 / 3 / 1 an 1 / n The contents of this publication are subject to modifications without notice. All rights reserved.



Industrial Detectors

UniVario Detector Accessories - Base

Base MX5000



Part no.: 904701

Retaining base for UniVario industrial fire detectors, excluding 3GD and Ex detectors. Contains cable entries, EMC and environmental seals, connecting terminals and space for the optional relay module KMX5000 RK. Enables replacement of a detector without any terminal work.

Not included in delivery

End of line resistor 1.8 K / 0.5 W	675235
Dust protection cap MX5000	921694

Spare parts

Seal 127 x 2.9 / 1.6 mm	904752
Gland M 16 x 1.5 Ms	901861
Sealing cord 8 mm Viton 0.036 m	800605

Technical specifications

Material	Aluminum
Relative humidity	max. 100 %
Cable diameter	5 - 9 mm
Gland	2 pcs. M16 x 1.5
Equipotential bonding terminal	n
Color	red
Ambient temperature	-40 °C to +100 °C (-40 °F to +212 °F)
Weight	310 g (0.7 lbs)

Approvals

See corresponding UniVario detectors.

Brand	Designation	Order no.
Minimax	MX5000 MX	924440
	MX5000 MX SF (silicone-free)	914235
Viking	MX5000 VK	924441
	MX5000 VK SF (silicone-free)	926500



Industrial Detectors

UniVario Detector Accessories - Base

Base MX5000 Ex



Part no.: 912082

Detector base for installation of the UniVario industrial fire detectors of the 3GD and Ex series. Contains cable inlets, EMC and environmental sealing as well as terminals. Thus detectors can be replaced without requiring connecting work.

Not included in delivery

End of line resistor 1.8 K / 0.5 W	675235
Dust protection cap MX5000	921694

Spare parts

Seal 127 x 2.9 / 1.6 mm	904752
Gland M 16 x 1.5 Ms Ex	904652
Sealing cord 8 mm Viton 0.036 m	800605

Technical specifications

Material	Aluminum
Relative humidity	max. 100 %
Cable diameter	5 - 9 mm
Gland	2 pcs. M16 x 1.5
Equipotential bonding terminal	yes
Color	red
Ambient temperature	-40 °C to +100 °C (-40 °F to +212 °F)
Weight	530 g (1.2 lbs)

Approvals

See corresponding UniVario detector.

Brand	Designation	Order no.
Minimax	MX5000 Ex MX	924443
	MX5000 Ex MX SF (silicone-free)	924766
Viking	MX5000 Ex VK	924442
	MX5000 Ex VK SF (silicone-free)	924767

Base MX5000 M20 Ex



Part no.: 922432

Detector base for installation of the UniVario industrial fire detectors of the 3GD and Ex series. Contains cable entries, EMC and environmental seals and connecting terminals. Enables replacement of a detectors without any terminal work.

Not included in delivery

End of line resistor 1.8 K / 0.5 W	675235
Dust protection cap MX5000	921694

Spare parts

Seal 127 x 2.9 / 1.6 mm	904752
Gland M 20 x 1.5 Ms Ex nickel plated	925958
Sealing cord 12 mm Viton 0.036 m	925957

Technical specifications

Material	Aluminum
Relative humidity	max. 100 %
Cable diameter	7 - 12 mm
Gland	2 pcs. M20 x 1.5
Equipotential bonding terminal	yes
Color	red
Ambient temperature	-40 °C to +100 °C (-40 °F to +212 °F)
Weight	530 g (1.2 lbs)

Approvals

See corresponding UniVario detector.

31 The contents of this publication are subject to modifications without notice. All rights reserved. 1/1



Industrial Detectors

UniVario Detector Accessories - Mounting

Bracket MX5000



Part no.: 904757

Mounting bracket for UniVario base

Included in delivery

- 1 Bracket UniVario MX5000
- 2 Screws M8, hex socket size 5 mm (0.2 inch)

Not included in delivery

Mounting screws for wall/ceiling-mounted installation.

Technical specifications

Material	Stainless steel, 2 mm (0.08 inch) thick
Bracket retention	Plastic (POM), black
Weight	110 g (0.2 lbs)

Spare parts

Screw M8 904355

Bracket MX5000 SF

Silicon free bracket

Part no.: 914234

Otherwise like part no. 904757

Mounting angle bracket MX5000



Part no.: 922485

The mounting bracket is designed for mounting the Bracket MX5000 in room corners. It offers the possibility to align an UniVario flame detector in the vertical as well as in the horizontal axis. The MX5000 can be aligned in 22.5 ° increments.

Included in delivery

- 1 Mounting angle bracket MX5000

Not included in delivery

Mounting screws for wall/ceiling-mounted installation.

Technical specifications

Material	Stainless steel, 2.5 mm (0.1 inch) thick
Bending radius	4.5 mm (0.18 inch)
Weight	540 g (1.12 lbs)



Industrial Detectors

UniVario Detector Accessories

Weather protection
MX5000 complete



Part no.: 910134

Additional equipment – weather protection for flame detectors of the Uni Vario series for use in case of increased solar radiation or exposure to harsh weather conditions.

Connection / mounting

Fasten the weather protection to the detector.

Included in delivery

Mounting material

Technical specification

Material	Stainless steel, 0.5 mm (0.02 inch)
Dimensions	140 x 110 x 220 mm (WxHxL) 5.5 x 4.3 x 8.7 inch (WxHxL)
Colour	inside black
Weight	300 g (0.67 lbs)

Dust protection cap MX5000



Part no.: 921694

Protection against pollution of UniVario detectors before commissioning.

Included in delivery

1 Dust protection cap MX5000 (individual delivery)

Connection / mounting

Put the dust protection cap over the base.

Technical specification

Material	EVA
Dimensions	130 x 11 mm (DxH) 5.1 x 0.4 inch (DxH)
Weight	23 g (0.05 lbs)



Industrial Detectors

UniVario Detector Accessories - Module

KMX5000 AP communication module

Part no.: 905883



Communication module for the operation of UniVario detectors on fire alarm panels with Loop AP protocol. By simply plugging the module into the detector, a conventional detector is turned into an analogue addressable detector. The detector address is set via DIP switches. Power supply and communications are connected via the ring bus; no additional power supply is required. The communication module can be used for all standard and 3GD (Zone 2 and 22) UniVario detectors.

Product features

- Communication module for constant signaling of operating condition, alarms and faults via Loop AP protocol
- Ring bus connection, no additional power supply
- Integration in UniVario series detectors

Included in delivery

- 1 KMX5000 AP communication module
- Pan-head screw and Spacer

Connection / mounting

Plug-in module in UniVario series detectors

Technical specifications

Connection	10 spring contacts (module/detector)
Operating voltage	17 V - 28 V DC
Operating current	approx. 0.3 mA
Communication protocol	Loop AP
Addressing	8 position DIP switch
Operating temperature	-20 °C to +80 °C (-4 °F to +176 °F)
Relative humidity (IEC 721-3-3)	5 to 85% no condensation
Specification according to	EN 54 Part 18
Weight	15 g (0.03 lbs)
Dimensions	54 x 28 x 19.5 mm (LxWxH) 2.1 x 1.1 x 0.8 inch (LxWxH)

Approvals / marking



31 1 / 3 / 1 an 1 / n
The contents of this publication are subject to modifications without notice. All rights reserved.



Industrial Detectors

UniVario Detector Accessories - Module

Relay module KMX5000 RK

Part no.: 906361



Communication module for the operation of UniVario detectors, independent of any fire detection system. Dry contacts for alarm and fault signaling allow the detectors to be used as stand-alone units, in any fire and hazard detection system or in building management and control systems. The KMX5000 RK communication module is designed to be integrated into the UniVario detector base MX5000 and must not be used in hazardous areas.

Product features

- Dry changeover contacts for alarm and fault signaling
- Integration into MX5000 detector base

Included in delivery

- Relay module KMX5000 RK
- Jumper
- Installation material

Technical specifications

Connection	6-conductor ribbon cable
Operating voltage	24 V (14 V - 29 V) DC
Quiescent current	approx. 7 mA
Current consumption with alarm relay active	approx. 20 mA
Current consumption with alarm relay and fault relay active	approx. 30 mA
Voltage load, contacts	max. 60 V DC, 25 V AC
Current load, contacts	max. 1 A
Fault indication	1 yellow LED (2nd line)
Operating temperature	-20 °C to +80 °C (-4 °F to +176 °F)
Relative humidity (IEC 721-3-3)	5 to 85% no condensation
Specification according to	EN 54 Part 18
Weight	50 g (0.1 lbs)
Dimensions	64 x 24 x 57 mm (LxWxH) 2.5 x 0.9 x 2.2 inch (LxWxH)

Connection / mounting

Conductor cross-section min. 0.5 mm² (AWG 20)
max. 2.5 mm² (AWG 13)

Note

Not for use in potentially explosive atmospheres.

Approvals / marking



Brand	Designation	Order no.
Minimax	Relay module KMX5000 RK MX	929143
Viking	Relay module KMX5000 RK VK	929144



Industrial Detectors

UV Flame Detector, Ex

UMX3001 Ex

Part no.: 903802



UV flame detector for the detection of open flames. Designed for use in rough industrial environments. Equipped for operation as a conventional detector. The UMX3001 Ex flame detectors are ATEX-approved for category 2 gas and dust and are suitable for use in Ex zones 1 and 21. The UMX3001 Ex has a pressure resistant casing.

Product features

- Wide field of view
- Fast flame response
- High water and dust protection (IP 67)
- For use in Ex zones 1, 2, 21 and 22

Not included in delivery

End of line-resistor 1.8 K / 0.5 W 675235

Connection / mounting

Connection cable standard detector 2-wire
 Additional connection latching indication 1-wire
 Recommended cable LIYCY grey 5x0.5 mm² (AWG 20)
 Conductor cross-section max. 2.5 mm² (AWG 13)
 Conducting cable diameter 5 mm to 9 mm (0.20 to 0.35 inch)
 Cable gland metal, EMV, Ex M16x1.5

Technical specifications

Detections method	UV-Sensor
Viewing angle	110 °
Number of detectors per line	max. 4
Operating voltage	7.6 V - 13.2 V DC
Quiescent current	approx. 1 mA
Alarm current	approx. 20 mA
Alarm indication	1 LED red
Electrostatic shielding	required
Operating temperature	-20 °C to +70 °C (-4 °F to +158 °F)
IP rating (EN 60529)	IP 67
Enclosure material	Diecast aluminum, silver grey
Relative humidity (IEC 721-3-3)	max. 95% at +35 °C (95 °F)
Weight	3 kg (6.6 lbs)
Dimensions	88 x 190 mm (dia. x H) 3.5 x 7.5 inch (dia. x H)

Approvals / marking

Type examination certificate: BVS 04 ATEX E 168 X





Industrial Detectors

IR Flame Detector

FMX3511

Part no.: 801618



Double infrared flame detector FMX3511 for the detection of open flames. Optic-test monitors the functionality of the detector. Designed for use in rough industrial environments. Equipped for operation as a conventional detector.

Product features

- High degree of immunity against false alarms, e.g. from hot surfaces
- A microcontroller monitors the functionality. Faults can be indicated on the detector or on a separate line
- Connection of remote indicator possible
- Single optic test

Not included in delivery

End of line-resistor 1.8 K / 0.5 W	675235
Sun screen	801277
Remote indicator LMX5000	908499
Plug for the pollution test	801079
Mounting device bracket with insulation (included in delivery with type BG)	801284
Mounting device console 125x80Ø60 (included in delivery with type Console)	801280
Mounting device console 125x80Ø60 LSP (included in delivery with type Console LSP)	801281

Technical specifications

Detection method	2 IR Sensors
Sensitivity class	3
Viewing angle	60 °
Operating voltage	7.6 V - 15 V DC
Quiescent current	approx. 3 mA
Alarm current	approx. 18 mA
Alarm indication	1 LED red
Fault indication current	approx. 7 mA
Fault indication	1 LED yellow
Number of detectors per line	max. 4
Electrostatic shielding	required
Operating temperature	-25 °C to +80 °C (-13 °F to +176 °F)
IP rating (EN 60529)	IP 65
Enclosure material	Diecast aluminum, RAL 5009-blue
Relative humidity (IEC 721-3-3)	max. 100% at + 35 °C (+95 °F)
Specification according to	EN 54 Part 10
Weight	600 g (1.3 lbs)
Dimensions	127 x 125 x 70 mm (WxHxD) 5 x 4.9 x 2.8 inch (WxHxD)

Connection / mounting

Connection cable standard detector	2-wire
Recommended cable	LiYCY 5x0.5 mm ² (AWG 20)
Cable gland	M16x1.5, Brass nickel-plated, EMV

Approvals / marking



31 33 3 / 1 an 1 / n The contents of this publication are subject to modifications without notice. All rights reserved.



Industrial Detectors

IR Flame Detector, Ex

FMX3501 Ex

Part no.: 903133



Infrared flame detector FMX3501 Ex for the detection of open flames. Optic-test monitors the functionality of the detector. Designed for use in rough industrial environments. Equipped for operation as a conventional detector. Infrared flame detector FMX3501 Ex are ATEX-approved for category 2 gas and 3 dust and are suitable for use in Ex zones 1 and 22. Intrinsically safe flame detectors must be connected by correspondingly marked cables to explosion hazard barriers.

Product features

- High degree of immunity against false alarms, e.g. from hot surfaces
- A microcontroller monitors the functionality. Faults can be indicated on the detector or on a separate line
- Connection of remote indicator possible
- Single optic-test
- For use in Ex zones 1, 2 and 22

Not included in delivery

End of line-resistor 1.8 K / 0.5 W	675235
Safety barrier IS conventional 9 V	923991
Sun screen	801277
Card clock modul ext.detector identifier	831953
Plug for the pollution test	801079
Mounting device bracket with insulation (included in delivery with type BG)	801284

Technical specifications

Detection method	2 IR Sensors
Sensitivity class	3
Viewing angle	60 °
Operating voltage	7.6 V - 15 V DC
Quiescent current	approx. 3 mA
Alarm current	approx. 18 mA
Alarm indication	1 LED red
Fault indication current	approx. 7 mA
Fault indication	1 LED yellow
Number of detectors per line	max. 4
Electrostatic shielding	required
Operating temperatur	-25 °C to +80 °C (-4 °F to +176 °F)
IP rating (EN 60529)	IP 65
Enclosure material	Diecast aluminum, RAL 5009-blue
Relative humidity (IEC 721-3-3)	max. 100% at +35 °C (+95 °F)
Weight	600 g (1.3 lbs)
Dimensions	127 x 125 x 70 mm (WxHxD) 5 x 4.9 x 2.8 inch (WxHxD)

Connection / mounting

Connection cable standard detector	2-wire
Recommended cable	OB-BL-PAAR-CY 2x2x0.5 mm ² (AWG 20)
Cable gland	M16x1.5, Brass nickel-plated, EMV

Approvals / marking

Type examination certificate: DMT 02 ATEX E224
Ex conformity Russia in acc. with TP TC 012/2011



31 3 / 1 an 1 / n
The contents of this publication are subject to modifications without notice. All rights reserved.



Industrial detectors

Gas Emission Detector, Ex

GMX1001CO Ex Dust BG



Product features

- A microcontroller monitors the functionality and values
- Multi sensor carbon monoxide and temperature
- Connection of remote indicator possible
- For use in Ex zones 20, 21 and 22

Technical specifications

Detection method	CO (carbon monoxide) and temperature
Alarm threshold	≥ 40 ppm
- Carbon monoxide	> 60 °C (140 °F)
- Temperature	dT > 3 °C/min. at T > 36 °C (96.8 °F)
- Rate of rise measurement	
Operating voltage	7.6 V - 40 V DC
Quiescent current	approx. 0.15 mA
Alarm current	approx. 18 mA
Alarm indication	1 LED red
Electrostatic shielding	required
Operating temperature	-20 °C to +50 °C (-4 °F to +122 °F)
IP rating (EN 60529)	IP 65
Enclosure material	Diecast aluminum, RAL 5009-blue
Relative humidity (IEC 721-3-3)	max. 15 to + 90 % no condensation
Specification according to	EN 54-5
Weight	600 g (1.3 lbs)
Dimensions	122 x 106 x 88 mm (WxHxD) 4.8 x 4.2 x 3.5 inch (WxHxD)

Part no.: 905643

Multi sensor fire gas detector GMX1001CO Ex Dust BG for the early detection of smoldering fires. Designed for use in rough industrial environments (e.g. silos, chip bunkers). The GMX1001CO I detects the burning characteristic substance carbon monoxide and temperature. False alarms are nearly impossible. Designed for operation as a conventional detector. The GMX1001CO Ex Dust BG gas detectors are ATEX-approved for category 1 and 2 dust and are suitable for use in Ex zone 20 and 21.

Not included in delivery

Mounting device console 80x75Ø54	902898
End of line-resistor 1.8 K / 0.5 W	675235
Test device smoke generator RG2000	902671
Remote indicator LMX5000	908499

Connection / mounting

Connection cable standard detector	2-wire
Conductor cross-section	max. 2.5 mm ² (AWG 13)
Fire detection cable with static shield	606061
LIYCY grey	5x0.5 mm ² (AWG 20)
Cable gland	M16x1.5, Brass nickel-plated, EMV, Ex

Spare parts

Screwed GMX1001COI complete	902923
Sensor GMX1002CO	900968

Note

Simple one-man calibration

Approvals / marking

Type examination certificate: BVS 05 ATEX E179



G 204121



0786-CPD-20135





Special detectors

Linear Smoke Detectors

FireRay 5000



Product features

- Integrated laser
- One system controller unit can be used to control and monitor up to two detector heads
- Monitored area min. 8 m (25 ft) up to max. 100 m (328 ft) depends on the used number of prism reflectors
- Auto-Align: automatic ray alignment
- Auto-Optimize: adjustment to compensate for building movement and impurities
- 2-wire interface between system control device and detector
- Integrated event log for 50 events per detector head

Technical specifications

Optical wavelength	850 nm
Ambient temperature	-10 °C to +55 °C (+14 °F to +131 °F)
Storage temperature	-40 °C to +85 °C (-40 °F to +185 °F)
Relative humidity	max. 93 %, no condensation
Operating voltage	14 to 36 V DC
Rated voltage	24 V DC
Rated current consumption with 1 detector head	5 to 6 mA
Rated current consumption with 2 detector heads	7.5 to 8.5 mA
Current consumption alignment mode	35 to 37 mA
Outputs	2 alarm relays 2 fault relays
Relay contact voltage	30 V DC
Relay contact current	100 mA
Response sensitivity	adjustable 10 to 60 %
IP rating	IP 54
Specification according to	EN 54-12
Weight (system control)	1000 g (2.2 lbs)
Dimensions (system control)	202 x 230 x 87 mm (WxHxD) 7.95 x 9.05 x 3.42 inch (WxHxD)
Weight (detector head)	500 g (1.1 lbs)
Dimensions detector head	134 x 131 x 134 mm (WxHxD) 5.27 x 5.16 x 5.27 inch (WxHxD)
Dimensions prism reflectors	100 x 100 x 10 mm (WxHxD) 3.9 x 3.9 x 0.4 inch (WxHxD)

Part no.: 908458

The FireRay 5000 is a high performance auto-aligning beam detector comprising of a ground level controller, detector head with auto-aligning feature, integral laser for rapid initial alignment and single prism, This enables quicker installation and auto-compensation for building movement. An additional detector head can be added to the controller.

Included in delivery

- 1 System controller unit
- 1 Detector head
- 1 Reflector
- 1 Short range mask

Note

1 reflector is monitoring distances from 8 up to 50 m (26 up to 164 ft). For a range less than 18 m (59 ft), the short range mask may be used. 4 reflectors are required for monitoring a range of 50 m up to 100 m (26.25 up to 328 ft).

Approvals / marking

G 208017

0832-CPD-0565





Special Detectors Linear Heat Detectors

WMX5000 LH



Product features

- Self-monitoring
- LED status display indicates operation, alarm and fault
- Potential-free contacts signal alarm and fault

Included in delivery

WMX5000 LH with mounted base

Not included in delivery

Linear heat detection cable WMX5000 LH 910558

Note

Compatible with all UniVario assembly components.

Approvals / marking



Part no.: 913705

The fire detection element is the linear heat detection cable, part no. 910558. The WMX5000 LH monitors the heat detection cable and triggers an alarm when a defined temperature is exceeded at any point of the cable. The detector also has various monitoring functions. Alarms and faults are indicated by LED status displays which are available as potential-free contacts.

Technical specifications

Measuring principle	Linear hear detector cable
Operating voltage	16 - 30 V DC
Current consumption (excluding alarm)	approx. 30 mA
Current consumption (including alarm)	approx. 50 mA
Relay contact alarm max.	1 A / 30 V DC
Relay contact fault max.	1 A / 30 V DC (fail safe)
Normal operation indication	1 LED green
Alarm indication	1 LED red
Fault indication	1 LED yellow
Operating temperature	-40 °C to +80 °C (-40 °F to +176 °F)
IP rating (EN60529)	IP 67
Enclosure material	Diecast aluminum
Weight	860 g (1.9 lbs)
Dimensions incl. base	130x140x36 mm (BxHxT) 5.12x5.51x1.42in. (WxHxD)

Linear heat detection cable WMX5000 LH

Part no.: 910558



The linear heat detection cable is the fire detection element of the linear heat detector WMX5000 LH, part no. 913705.

Included in delivery

Linear heat detection cable WMX5000 LH 910558

Not included in delivery

Linear heat detector WMX5000 LH 913705

Technical specifications

Length (standard)	7 m (23 ft)
Permanent temperature max.	+ 120 °C (248 °F)
Response temperature	+ 180 °C (356 °F)
Weight	295 g (0.65 lbs)

Note

Alternate lengths and response temperatures can be provided if required. The cable has to be replaced after a fire detection..



Aspirating smoke detectors HELIOS AMX5000, Detector Heads

Detector interface AMX1002 IF



Part no.: 908102

Detector can be used to insert up to two detector heads. Detection of pre-alarm and main alarm via the HELIOS AMX5000.

Technical specifications

Weight	0.26 kg (0.56 lbs)
Dimensions	150 x 115 x 95 mm (WxHxD) 5.90 x 4.52 x 3.74 inch (WxHxD)

Optical smoke detector OMX1002 C



Part no.: 801226

Detector head for use in the HELIOS AMX5000 via the detector interface AMX1002 IF

Technical specifications

Sensitivity	2.73 % / m (0.83 % / ft)
Weight	0.07 kg (0.56 lbs)
Dimensions	55 x 55 mm (DxH) 2.16 x 2.16 inch (DxH)

Optical smoke detector OMX1002C HS



Part no.: 904639

Detector head with increased sensitivity for use in the HELIOS AMX5000 via the detector interface AMX1002 IF

Technical specifications

Sensitivity	0.34 % / m (0.10 % / ft)
Weight	0.07 kg (0.56 lbs)
Dimensions	55 x 55 mm (DxH) 2.16 x 2.16 inch (DxH)

Ionisation smoke detector IMX1002E



Part no.: 797144

Technical specifications

Sensitivity	$\gamma = 0,8$
Weight	0.06 kg (0.13 lbs)
Dimensions	55 x 55 mm (DxH) 2.16 x 2.16 inch (DxH)

Carbon monoxide gas detector GMX1002 CO



Part no.: 900959

Technical specifications

Trigger value carbon monoxide	40 ppm
Weight	0.06 kg (0.13 lbs)
Dimensions	55 x 35 mm (DxH) 2.16 x 1.37 inch (DxH)



Aspirating smoke detectors

HELIOS AMX5000, Detector Heads

Smoke sensor OMX5005

Part no.: 908099



Technical specifications

Sensitivity	0.5 % / m - 10 % / m (0.152 % / ft - 3.049 % / ft)
Weight	0.30 kg (0.66 lbs)
Dimensions	150 x 125 x 95 mm (WxHxD) 5.90 x 4.92 x 3.74 inch (WxHxD)

Smoke sensor OMX5010

Part no.: 908100



Technical specifications

Sensitivity	0.1 % / m - 10 % / m (0.030 % / ft - 3.049 % / ft)
Weight	0.30 kg (0.66 lbs)
Dimensions	150 x 125 x 95 mm (WxHxD) 5.90 x 4.92 x 3.74 inch (WxHxD)

Smoke sensor OMX5020

Part no.: 908101



Technical specifications

Sensitivity	0.02 % / m - 10 % / m (0.006 % / ft - 3.049 % / ft)
Weight	0.30 kg (0.66 lbs)
Dimensions	150 x 125 x 95 mm (WxHxD) 5.90 x 4.92 x 3.74 inch (WxHxD)



Manual call points

DMX Indoor Application

Overview indoor application

Application Accessories Replacement	Application							Accessories							Replacement							Catalogue Chapter		
	IP rating	Short circuit isolator	Ex Zone	Approvals/Norms	Alarm-LED	Latching contact (R) Non-Latching contact (T)	Conventional (G) Addressable (A)	Silicone-free	Weatherproof enclosure red (903792)	Weatherproof enclosure yellow (903719)	Weatherproof enclosure blue (903780)	Weatherproof enclosure green (903791)	Special labeling for outside sign	French labeling	Individual labeling	Detector element (Inlay) DMX Symbol (904449)	Detector element (Inlay) DMX Symbol LED (904450)	Board DMX3000 (907764)	Board DMX3000, LED (907765)	Board DMX3000, ZGRU (907766)	Board DMX3000, LED ext. (907728)		Board DMX95 (907942)	Board DMX95-I (916383)
903639 3000 an a a n e	IP 42	---	---	VdS EN 54-11	---	R	G	---	X	---	---	---	X ¹	X ¹	---	X	---	X	---	---	---	---	---	-9
888791 3000 an a a n e a e e e	IP 42	---	---	---	---	R	G	---	X	---	---	---	X ¹	X ¹	---	X	---	X	---	---	---	---	---	-11
904463 3000 an a a n e	IP 42	---	---	VdS EN 54-11	X	R	G	---	X	---	---	---	---	---	---	X	---	X	---	---	---	---	---	-1
920843 2000 an a a n e	IP 42	---	---	VdS EN 54-11	X	R	G	---	---	---	---	---	---	---	---	---	---	---	---	---	---	---	---	-1
915745 9-l an a a n e	IP 43	X	---	VdS EN 54-11	X	R	A	---	X	---	---	---	---	---	---	X	---	---	---	---	---	X	---	-3
915746 9-l an a a n e a e e e	IP 43	X	---	---	X	R	A	---	X	---	---	---	---	---	---	X	---	---	---	---	---	X	---	-
903767 3000 an a a n e	IP 42	---	1 22	VdS EN 54-11 ATEX	---	R	G	---	X	---	---	---	X ¹	X ¹	---	X	---	---	---	---	---	---	---	-21
923164 A 90-l an a n e	IP 44	---	---	EN 54-11 EN 54-17	X		A																	-
888845 3000 an a e e e e	IP 42	---	---	VdS EN 12094-3	---	R	G	---	---	X	---	---	X ¹	X ¹	---	X	---	X	---	---	---	---	---	-10
801001 3000 an a e e e e	IP 42	---	---	VdS EN 12094-3	---	R	G	X	---	X	---	---	---	---	---	---	---	---	---	---	---	---	---	-12
904466 3000 an a e e e e	IP 42	---	---	VdS EN 12094-3	X	R	G	---	---	X	---	---	---	---	---	X	---	X	---	---	---	---	---	-1
920844 2000 an a e e e e	IP 42	---	---	VdS EN 12094-3	X	R	G	---	---	---	---	---	---	---	---	---	---	---	---	---	---	---	---	-1
915747 9-l an a e e e e	IP 43	X	---	VdS EN 12094-3	X	R	A	---	---	X	---	---	---	---	---	X	---	---	---	---	---	X	---	-
903770 3000 an a e e e e	IP 42	---	1 22	VdS EN 12094-3 ATEX	---	R	G	---	---	X	---	---	X ¹	X ¹	---	X	---	---	---	---	---	---	---	-22

31 1 1/2 The contents of this publication are subject to modifications without notice. All rights reserved.



Manual call points DMX Indoor Application

Overview indoor application

Application Accessories Replacement	Application							Accessories							Replacement							Catalogue Chapter	
	IP rating	Short circuit isolator	Ex Zone	Approvals/ Norms	Alarm-LED	Latching contact (R) Non-Latching contact (T)	Conventional (G) Addressable (A)	Silicone-free	Weatherproof enclosure red (903792)	Weatherproof enclosure yellow (903779)	Weatherproof enclosure blue (903780)	Weatherproof enclosure green (903791)	Special labeling for outside sign	French labeling	Individual labeling	Detector element (inlay) DMX Symbol (904449)	Detector element (inlay) DMX Symbol LED (904450)	Board DMX3000 (907764)	Board DMX3000_LED (907765)	Board DMX3000_2GRU (907766)	Board DMX3000_LED ext. (907728)		Board DMX95 (907942)
888821 3000 e en n e	IP 42	---	---	VdS EN 12094-3	---	T	G	---	---	X	---	X ¹	X ¹	---	X	---	X	---	---	---	---	---	-10
801003 3000 e en n e	IP 42	---	---	VdS EN 12094-3	---	T	G	X	---	X	---	---	---	---	---	---	---	---	---	---	---	---	-13
904465 3000 e en n e	IP 42	---	---	VdS EN 12094-3	---	T	G	---	---	X	---	---	---	---	---	X	---	X	---	---	---	---	-1
903769 3000 e en n e	IP 42	---	1 22	VdS EN 12094-3 ATEX	---	T	G	---	---	X	---	X ¹	X ¹	---	X	---	---	---	---	---	---	---	-22
915749 9-J In e n A a e	IP 43	X	---	---	X	R	A	---	---	X	---	---	---	---	---	X	---	---	---	---	---	X	-
888810 3000 2n e e e e e e n	IP 42	---	---	VdS EN 12094-3	---	T	G	---	---	---	X	---	---	---	X	---	X	---	---	---	---	---	-10
904464 3000 2n e e e e e e n	IP 42	---	---	VdS EN 12094-3	X	T	G	---	---	---	X	---	---	---	---	X	---	X	---	---	---	---	-1
915748 9-J 2n e e e e e e n	IP 43	X	---	---	X	T	A	---	---	---	X	---	---	---	---	X	---	---	---	---	---	X	-
903768 3000 2n e e e e e e n	IP 42	---	1 22	VdS EN 12094-3 ATEX	---	T	G	---	---	---	X	---	---	---	X	---	---	---	---	---	---	---	-22
903246 3000 a n a a n a a e	IP 42	---	---	X ²	AA	R/T	G	AA	X ²	X ²	X ²	X ²	X ^{1,2}	X ^{1,2}	X	X ²	X ²	X ²	X ²	X ²	X ²	---	-1
915750 9-J a n a a n a a e	IP 43	X	---	X ²	AA	R/T	A	AA	X ²	X ²	X ²	X ²	---	X	---	X	---	---	---	---	---	X	-
904152 3000 a n a a n a a e	IP 42	---	1 22	ATEX X ²	---	R/T	G	AA	X ²	X ²	X ²	X ²	X ¹	X ¹	X	X	---	---	---	---	---	---	-2

¹ a a a n e a n
a a n

² e e n n e a a e e
e e

AA n e e

31 1/1 1/1 The contents of this publication are subject to modifications without notice. All rights reserved.























Manual call points

DMX Outdoor Application

Overview outdoor application

Application Accessories Replacement	Application							Accessories		Replacement						Catalogue chapter	
	IP rating	Short circuit isolator	Ex Zone	Approvals/ Norms a a e e e e	Alarm-LED	Latching contact (R) Non-Latching contact (T)	Conventional (G) Addressable (A)	Silicone-free	Special labeling for white inside panel (907192)	Individual labeling (outside)	Board DMX3100 SUX95, switch (907890)	Board DMX3100 SUX95, button (907912)	Board DMX3100, switch (907883)	Board DMX3100, button (907884)	Board DMX3100, 2GRU, switch (907887)		Board DMX3100, ZDP, switch (907886)
906939 3100 an a a n e 	IP 66	---	---	VdS EN 54-11	---	R	G	---	X ¹	---	---	---	X	---	---	---	5-36
918153 3100 e 	IP 66	---	---	---	---	R	G	---	X ¹	---	---	---	X	---	---	---	5-40
908622 319 -l an a a n e 	IP 66	X	---	VdS EN 54-11 EN 54-17	---	R	A	---	X ¹	---	---	---	---	---	---	---	5-29
910815 319 -l e 	IP 66	X	---	---	---	R	A	---	X ¹	BA	---	---	---	---	---	---	5-31
912580 A l 9 1 an a a n e 	IP 67	X	---	EN 54-11	X	R	A	---	---	---	---	---	---	---	---	---	5-35
908711 31 an a a n e 	IP 66	---	1 21	VdS EN 54-11 ATEX	---	R	G	---	X ¹	---	---	---	---	---	---	---	5-45
901321 A 9 an a a n e 	IP 67	---	0 20	EN 54-11 ATEX	X	R	A	---	---	---	---	---	---	---	---	---	5-43
906940 3100 an a e e e e 	IP 66	---	---	VdS EN 12094-3	---	R	G	---	X ¹	---	---	X	---	---	---	---	5-37
918154 3100 e 	IP 66	---	---	---	---	R	G	---	X ¹	---	---	X	---	---	---	---	5-41
907024 3100 2 an a e e e e 	IP 66	---	---	VdS EN 12094-3	---	R	G	---	X ¹	---	---	---	---	X	---	---	5-38
908623 319 -l an a e e e e 	IP 66	X	---	VdS EN 12094-3 EN 54-17	---	R	A	---	X ¹	LU	---	---	---	---	---	---	5-30
910553 319 -l e 	IP 66	X	---	---	---	R	A	---	X ¹	BA	---	---	---	---	---	---	5-32
908712 31 an a e e e e 	IP 66	---	1 21	VdS EN 12094-3 ATEX	---	R	G	---	X ¹	---	---	---	---	---	---	---	5-46
912581 A 9 an a e e e e 	IP 67	---	0 20	ATEX	X	R	A	---	---	---	---	---	---	---	---	---	5-44
907021 3100 e e n n e 	IP 66	---	---	VdS EN 12094-3	---	T	G	---	X ¹	---	---	---	X	---	---	---	5-37
918155 3100 e 	IP 66	---	---	---	---	T	G	---	X ¹	---	---	---	X	---	---	---	5-42
910554 319 -l e 	IP 66	X	---	---	---	T	A	---	X ¹	BA	---	---	---	---	---	---	5-33
908713 31 e e n n e 	IP 66	---	1 21	VdS EN 12094-3 ATEX	---	T	G	---	X ¹	---	---	---	---	---	---	---	5-46

31 / 1 / 1 n
The contents of this publication are subject to modifications without notice. All rights reserved.



Manual call points

DMX Outdoor Application

Overview outdoor application

Application Accessories Replacement	Application								Accessories		Replacement						Catalogue chapter	
	IP rating	Short circuit isolator	Ex Zone	Approvals/ Norms	Alarm-LED	Latching contact (R) Non-Latching contact (T)	Conventional (G) Addressable (A)	Silicone-free	Special labeling for white inside panel (907192)	Individual labeling (outside)	Board DMX3100 SUX95, switch (907890)	Board DMX3100 SUX95, button (907912)	Board DMX3100, switch (907883)	Board DMX3100, button (907884)	Board DMX3100, 2GRU, switch (907887)	Board DMX3100, ZDP, switch (907886)		Board DMX3100, SUX50, switch (907889)
907022 3100 2n e ea e een		IP 66	---	---	VdS EN 12094-3	---	T	G	---	X ¹	---	---	---	X	---	---	---	5-37
918156 3100 een		IP 66	---	---	---	---	T	G	---	X ¹	---	---	---	X	---	---	---	5-42
910824 319 -l een		IP 66	X	---	---	---	T	A	---	X ¹	BA	---	---	---	---	---	---	5-33
908714 31 2n e ea e een		IP 66	---	1 21	VdS EN 12094-3 ATEX	---	T	G	---	X ¹	---	---	---	---	---	---	---	5-46
909032 3100 a a e		IP 66	---	---	X2	---	X ²	G	AA	X ¹	X ¹	---	---	X ²	X ²	---	---	5-39
910725 319 -l a a e		IP 66	X ²	---	X2	---	X ²	A	AA	X ¹	X ¹	---	---	---	---	---	---	5-34
Older DMX versions		---	---	---	---	---	---	---	---	---	---	X ²	X ²	X ²	X ²	X ²	X ²	---

¹ an a a n e a n a a an

² e en n n e a a e e ee

AA n e e

In e n e e ee a en a ea e a e

A In a na ea en e e



Manual call points

DMX Indoor Application, Conventional

Pull station P32-1T

Part no.: 918434



ull s a ion or indoor us
ull s a ion is a sin l a ion d i B ullin
i o r a in and l s r a i do n and l ill lo in o
la and on a is r i r d

Included in delivery

ull s a ion 3 1
oun in ard ar

Not included in delivery

Ba Bo
nd o lin r sis or L
lar r sis or

Product features

- in l ol sin l ro / i a
o n ial r on a or alar
- or indoor us

Connecting / mounting

onn ion a l ir

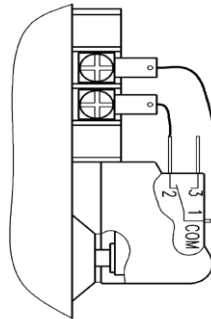
Technical specifications

un ion	na a ion s i
on a ol a	a 3 D /1
n losur a rial	Di as n losur
olour	r d
Specification according to	L s andard 3 1 di ion
L D	non is n
W i	1 l s
Di nsions	3 11 W D in W D
on a	1 on a 1

Note

Applicable for operation at a conventional group of the fire
alar and in uis in an l
Dis ri u ion onl o non oun ri s

Connection diagram



Approvals / marking





Notes







Notes

PRODUCTS & SOLUTIONS

To address a wide spectrum of fire risk and challenges, Viking offers a broad and comprehensive range of products, systems and solutions classified into these four product groups:

- **Water** - Water based fire suppression technologies
- **Foam** - Foam based fire suppression technologies
- **Gas** - Gaseous and clean agent based fire suppression technologies
- **Fire Alarm & Detection** - Fire detection and warning technologies

 WATER	Fire Sprinklers <ul style="list-style-type: none"> • Standard Coverage • Extended Coverage • Storage • Dry • Special • Residential • Nozzles 	Valves <ul style="list-style-type: none"> • Wet / Alarm • Deluge & Preaction • Dry Pipe • Pressure Regulating • Butterfly • Gate • Check 	Flexible Sprinkler Hose Escutcheons Guards & Shields Test & Drain Multiple Jet Control Wrenches & Adapters Flow Meter & Proving Pipe Water Mist Systems
 FOAM	Storage Tanks <ul style="list-style-type: none"> • Vertical Bladder Tank • Horizontal Bladder Tank • Atmospheric Storage Tank • Tank Accessories • Pre-assembled Foam Bladder Tank 	Discharge Devices <ul style="list-style-type: none"> • Foam Generator • Foam Sprinkler / Nozzle • Grate Nozzle • Tank Protection Monitor Equipment Foam Pump Products	Proportioning Devices <ul style="list-style-type: none"> • ILBP / Balanced Proportioner • In-line Educator • Ratio Controller • Wide range Proportioner Valves & Accessories Foam Concentrates
 GAS	CO2 <ul style="list-style-type: none"> • High Pressure • Low Pressure Clean Agent Systems <ul style="list-style-type: none"> • FM-200® Systems • Novec™ 1230 Systems 	Inert Gas Systems <ul style="list-style-type: none"> • IG-01 • IG-100 • IG-55 • IG-541 	Pre-Engineered Systems <ul style="list-style-type: none"> • FM-200® Systems • Novec™ 1230 Systems Cabinet Protection System Server Rack Protection System
 DETECTION	Control Panels <ul style="list-style-type: none"> • Addressable • Conventional • Extinguishing • Mimic 	Detectors <ul style="list-style-type: none"> • Smoke • Heat • Flame • Infra Red • Beam 	Manual Call Points Strobes Sounders Bells Interface Modules I.S. / Explosion Proof Devices Marine Application Field Devices

VIKING ASIAN NETWORK

Viking relies on a vast network of distributors and resellers across Asia to effectively serve the market. Contact the Viking Office nearest to you and we shall connect you with a distributor nearest your location.



SINGAPORE (Asia Headquarters)

The Viking Corporation (Far East) Pte Ltd

69 Tuas View Square

Westlink Techpark

Singapore 637621

Tel: (+65) 6278 4061

Fax: (+65) 6278 4609

Email: VikingAPAC@vikingcorp.com

CHINA

Viking Fire Protection Equipment Trading (Shanghai) Co. Ltd.

Room 507-511, Fourth Floor, Building A

No. 801, Zhujin Road

Songjiang District

Shanghai 201615

China

Tel: (+86) 21 5774 0775

Fax: (+86) 21 5776 0329

Email: WYU@vikingcorp.com

HONG KONG

Viking Supply Network (HK) Limited

Unit C, 6th Floor,

Gee Hing Chang Industrial Building

No. 16 Cheung Yue Street

Cheung Sha Wan, Kowloon,

Hong Kong

Tel: (+852) 2391 1078

Fax: (+852) 2787 6063

Email: KYIM@vikingcorp.com

INDIA

Viking Fire Products (India) Pvt. Ltd.

SRS Tower, Office No.137-138

1st Floor, Main Mathura Road

(Near Metro Station Mewla Maharajpur)

Faridabad – 121003, Haryana, India

Tel: (+91) 129 298 2313

Email: SGUPTA@vikingcorp.com

JAPAN

The Viking Corporation (Japan)

AIOS Gotanda Ekimae Building 4th Floor

1-11-1 Nishigotanda, Shinagawa-ku

Tokyo 141-0031,

Japan

Tel: (+81) 3 6303 9571

Fax: (+81) 3 6303 9572

Email: KYOSHIMASU@vikingcorp.com

KOREA

Viking Korea Limited

#71 Gunpo-Ro, Gunpo-City

Gyeonggi-Do

Korea 15888

South Korea

Tel: (+82) 31 502 2510

Fax: (+82) 31 438 0137

Email: JHwang@vikingcorp.com

Trusted above all.